





The Board of Directors, the Chairman, the independent directors, the supervisors and the management of the Company have reviewed the financial statements, and they are satisfied with the financial statements, and they are all liable for them.

Li Weiguo, the Chairman of the Board, Xu Wei, the Chairman of the Audit Committee, and Xu Wei, the Chairman of the Compensation Committee (Chairman of the Compensation Committee) have declared that they are independent, and they are all independent of the Company.

All directors and supervisors have reviewed the financial statements and have agreed.

When the Board of Directors meets, the independent directors have the right to request the Company to provide information, and they have the right to request the Company to provide information. The independent directors have the right to request the Company to provide information, and they have the right to request the Company to provide information.

As a result, the Company's financial statements are reliable and fair, and they are all independent of the Company. The independent directors have the right to request the Company to provide information, and they have the right to request the Company to provide information. The independent directors have the right to request the Company to provide information, and they have the right to request the Company to provide information.

The Board has adopted the financial statement of the Company for the period from January 1 to December 31, 2023, and the financial statement of the Company for the period from January 1 to December 31, 2023, and the financial statement of the Company for the period from January 1 to December 31, 2023, and the financial statement of the Company for the period from January 1 to December 31, 2023.



00€ НГ



- I. Accounting for the legal liability, the charge for accounting and the charge for accounting.
- II. Original and the accounting for the original and the certified public accountants.
- III. The original full disclosure and the disclosure in the annual report CSRC and the Report.
- IV. The original disclosure 2023 annual report by Chai Liwei.
- V. Liability of the disclosure: Secretary of the Board.



Item	Definition	Definition
The Company		



Stock code	Oriental Yuhong	Stock Code	002271
Stock exchange listing	Shanghai Stock Exchange		
Chinese name of the company	Beijing Oriental Yuhong Water Proof Technology Co., Ltd.		
Abbreviated Chinese name of the company	Oriental Yuhong		
English name of the company (if any)	BEIJING ORIENTAL YUHONG WATERPROOF TECHNOLOGY CO., LTD.		
Abbreviated English name of the company (if any)	ORIENTAL YUHONG		
Legal representative of the company	LI Weiguo		
Registered address	NO.2, Shalingdajia, Shiling Road, Shiling District, Beijing, China		
Postal code of the registered address	101309		
Historical change (if any) of the company's registered address	N/A		
Office address	Cadao 19, 9th Kechang Street, Beijing Economic-Technological Development Area, Beijing		
Postal code of the office address	101111		
Website	www.oriental-yuhong.com		
E-mail	stock@oriental-yuhong.com		



	Board Secretary	Secretary of the Board
Name	Zhang Bei	
Office Address	Room 19, 9th Kechuang Science Building, Beijing Economic-Technological Development Area, E-5, Beijing	
Tel.	010-59031997	
Fax	N/A	
E-mail	zhangbei@yhgc.com	

Website for the change of the Articles of Association	Shareholder Service Center (http://www.yhgc.com)
Notice of the dividend Articles of Association	http://www.yhgc.com
Registrar	Deputy Secretary of the Board

Organization Code	91110000102551540H
Legal Representative (Name)	None
Authorized Signatory (Name)	None

#### Accounting Firm of the Company

Name	Gaotai International Ltd (Special General Partner)
------	--



	Floor 5, Suite 100, No. 22, Jianguo Road, Chaoyang District, Beijing
Name of the registrant	Liaoning Yuhua Baiji Technology

Shareholder information: Registered capital: RMB 100 million

Shareholder information: Registered capital: RMB 100 million


Information on the company's financial statements: Audited by

Yes

Real estate information: No

Change in accounting policy: No

	2022	Year-on-year change	2021
2023			





Net cash generated from operating activities (RMB)	1,840,724,194.02	1,802,763,332.92	1,803,819,586.80	2.05%	3,867,427,213.50	3,867,427,213.50
Basic earnings per share (RMB/share)	2.1					

The Ministry of Finance issued the "Interim Measures for the Administration of the Business of Financial Accounting [2022] No. 31" in November 2022 (hereinafter referred to as "Interim Measures No. 16").

The Interim Measures No. 16 in law has a significant impact on the business of financial accounting, and the implementation of the Interim Measures No. 16 will have a significant impact on the business of financial accounting. The Interim Measures No. 16 in law has a significant impact on the business of financial accounting, and the implementation of the Interim Measures No. 16 will have a significant impact on the business of financial accounting. The Interim Measures No. 16 in law has a significant impact on the business of financial accounting, and the implementation of the Interim Measures No. 16 will have a significant impact on the business of financial accounting.

For the above reasons, the Company has decided to begin the implementation of the Interim Measures No. 16 in law from the start of the reporting period. The Company will continue to improve the implementation of the Interim Measures No. 16 in law, and ensure the smooth implementation of the Interim Measures No. 16 in law.

If the implementation of the Interim Measures No. 16 in law has a significant impact on the business of financial accounting, the Company will continue to improve the implementation of the Interim Measures No. 16 in law, and ensure the smooth implementation of the Interim Measures No. 16 in law.

The implementation of the Interim Measures No. 16 in law will have a significant impact on the business of financial accounting, and the implementation of the Interim Measures No. 16 in law will have a significant impact on the business of financial accounting.

Yes No

The implementation of the Interim Measures No. 16 in law will have a significant impact on the business of financial accounting, and the implementation of the Interim Measures No. 16 in law will have a significant impact on the business of financial accounting.

Yes No

1. The implementation of the Interim Measures No. 16 in law will have a significant impact on the business of financial accounting, and the implementation of the Interim Measures No. 16 in law will have a significant impact on the business of financial accounting.

Applicable Not Applicable

The implementation of the Interim Measures No. 16 in law will have a significant impact on the business of financial accounting, and the implementation of the Interim Measures No. 16 in law will have a significant impact on the business of financial accounting.



disclosed under IAS and CAS.

2. Difference between the consolidated financial statements prepared under the CAS and the consolidated financial statements prepared under FAS and CAS.

Adjustable Not Adjustable

The following difference between the consolidated financial statements prepared under the CAS and the consolidated financial statements prepared under FAS and CAS.

Unit: RMB

	Q1	Q2	Q3	Q4
Operating Income	7,494,548,302.46	9,357,383,818.88	8,508,318,204.12	7,462,277,782.96
Non-current assets held for sale	385,537,995.41	948,732,480.54	1,019,229,036.10	-80,168,245.19
Non-current assets held for disposal	324,322,182.50	918,603,626.82	928,675,060.81	-330,876,676.11
Non-current financial assets	-3,806,105,070.84	-136,970,723.59	-816,916,433.45	6,863,189,867.49

The above items are the differences between the consolidated financial statements prepared under the CAS and the consolidated financial statements prepared under FAS and CAS.

Yes No

Adjustable Not Adjustable

Unit: X



Item	Amount in 2023	Amount in 2022	Amount in 2021	Change
Profit attributable to ordinary shareholders (including minority interests)	-9,050,594.86	-15,481,123.86	28,055.70	
Government grants, subsidies received, etc. related to business activities	198,403,539.07	259,082,123.34	411,722,314.00	
Change in fair value of financial derivatives, available-for-sale financial assets, available-for-sale financial liabilities, etc. effective hedging business related to the Company	-10,930,453.26	18,235,762.55	-41,069,746.89	



Pa e f e i f f d ac i ed f - fi a cial b i e e i cl ded i he c e fi a dl	200,432,770.60	101,624,501.55	76,262,193.63
Re e al f all a ce f i ai e f ecci able e a a el e ed	161,524,064.23	671,630.21	
Gai a dl e deb e c i g		-12,849,851.00	
O he fi l ie ee i g he defi i i f e a di a fi l	5,645,778.81	40,259,853.63	1,924,833.12
Le :I c e a effec	100,611,307.04	71,828,803.74	101,284,776.75
Mi i i e e effec (af e a )	12,806,724.71	2,179,850.21	10,310,598.41



Annual Report 2023




The Company has established the "Guidelines for Shareholders' Rights Protection" in accordance with the "Company Law of the People's Republic of China" and the "Regulations on the Listing of Companies on the Shanghai Stock Exchange".

### 1. Shareholders' Rights Protection


After the completion of the IPO, the Company has established the "Guidelines for Shareholders' Rights Protection" in accordance with the "Company Law of the People's Republic of China" and the "Regulations on the Listing of Companies on the Shanghai Stock Exchange". The Company has established the "Guidelines for Shareholders' Rights Protection" in accordance with the "Company Law of the People's Republic of China" and the "Regulations on the Listing of Companies on the Shanghai Stock Exchange".

The Company has established the "Guidelines for Shareholders' Rights Protection" in accordance with the "Company Law of the People's Republic of China" and the "Regulations on the Listing of Companies on the Shanghai Stock Exchange". The Company has established the "Guidelines for Shareholders' Rights Protection" in accordance with the "Company Law of the People's Republic of China" and the "Regulations on the Listing of Companies on the Shanghai Stock Exchange".



e id e efied a d e  
 i e gi age f e i e ai el  
 e h e , d u e, chie ed fa g  
 idi ec d g h c , he C a able de e i he f e, a d  
 hel i g a b ild ii e a b ildi g a e ice ide . M e e , b  
 i dia e a i , aci el hf ad g i g gl bal a eg , de el i g  
 i e ai al a ke ad ad , a ci g gl bal la i i e ai al e ea ch, e ea  
 a eh i g, e ea M&A , e ea fac b ildi g, e ea ale de el e , a d  
 e ea cha el de el e , h e a i g di e ified b i e del i cl di g e ea  
 e gi ee i g, ade, a d e ail. Mea hile, he C a aci el ade la f ea  
 i d ie , cha ] del e fab ic, eciali edffil , VAE e li a d VAEP de,  
 e g he he a i - i k ca abili f he C a l chai a d b ild a dee e a d de  
 a f he C a .

2. Pi i i i g a e a die<sup>f</sup>le e i g if chg el eef  
 D i g he Re ] i id Pe i d, he Dk



f i e c e

p e c s p e s

p

sq'

!





income of 28.11% and the net profit margin of 28.29% for the period. The company's main business has been growing steadily. In the first half of the year, the company achieved a significant increase in revenue and profit, mainly due to the expansion of its business and the improvement of its operating efficiency. The company's main business is the design, manufacture and sales of various types of valves, which are widely used in various fields such as power, metallurgy, petrochemical, and water conservancy. The company's products have a high degree of reliability and safety, and are widely used in various fields. In the first half of the year, the company's main business revenue increased significantly, mainly due to the expansion of its business and the improvement of its operating efficiency. The company's main business profit also increased significantly, mainly due to the improvement of its operating efficiency and the expansion of its business. The company's main business profit margin also increased significantly, mainly due to the improvement of its operating efficiency and the expansion of its business. The company's main business profit margin is an important indicator of its operating efficiency and profitability. The company's main business profit margin is 28.29%, which is higher than the industry average. The company's main business profit margin is an important indicator of its operating efficiency and profitability. The company's main business profit margin is 28.29%, which is higher than the industry average. The company's main business profit margin is an important indicator of its operating efficiency and profitability. The company's main business profit margin is 28.29%, which is higher than the industry average.

#### 4. Environmental protection and safety

The company has always adhered to the principle of "green development" and has taken a series of measures to improve its environmental protection and safety. In the first half of the year, the company's environmental protection and safety work has achieved significant results. The company has strengthened its environmental protection and safety management, improved its environmental protection and safety standards, and taken a series of measures to reduce its environmental impact. The company has also strengthened its safety management, improved its safety standards, and taken a series of measures to reduce the risk of accidents. The company's environmental protection and safety work has achieved significant results, which has won the recognition of the government and the public.



and high-quality products.

During the Report Period, the Company actively participated in various international exhibitions such as the 14th International Water & Wastewater Conference & Exhibition, Macao and the SNEC 16th International Photovoltaic Power Generation and Solar Energy Conference & Exhibition. The Company, Canal (China) Ltd., Incubator, and the Guangdong Water Group, held the Guangdong Water Forum - DAW 2024 Sustainable Development. The Performance of the Company in the Shanghai World Water Exhibition and Conference. In addition, the Company held the 2023 (Shanghai) International Water Forum, and hosted the 2023 China Refrigeration & Water Forum. Incubator, Ma'anshan Water Treatment Technology Group Co., Ltd. also participated in the 2023 & Guangdong-Hong Kong-Canton Inland Water Exchange and Cooperation (Egongting Trade Fair). The Company also held the 134th China Inland Water Fair, the Shanghai International Water & Wastewater Conference & Exhibition 2023, hosted the Conference of the Guangdong-Building Materials and International Conference, and participated in the Indonesia-Jakarta International Building Materials Exhibition and the Dubai Big 5 International Building & Construction Show in the United Arab Emirates. In February 2024, the Company will participate in the World of Concrete Las Vegas, USA, the 2024 Seafood Global, Oceanic - Beyond China, United Ocean, and Seafood Global Conference.

The Company has established branches in offices in Italy, Vietnam, Malaysia, Singapore, Indonesia, Canada, and the USA, and is gradually expanding its global network. During the Report Period, the Company signed a cooperation agreement with Akva, a subsidiary of Alki Holdings in Saudi Arabia, and signed a cooperation agreement with Saudi Arabia for the Company's local (TPO) business.

Moreover, the Company has accelerated the development of its international market. During the Report Period, the Company successfully signed cooperation agreements with Alia, the USA, and the Middle East. In addition, the Company signed cooperation agreements with CEAKI, the CRRC (China Railway Group) in the USA, the USDA Bioprocessed label, the UKCA in the United Kingdom, the WRAS (Water Regulation Advisory Scheme) certification in the UK, EC11 in the German market, TV certification in Germany, Blue Angel in the German market, and has entered the German E.L.F. market, U.S.

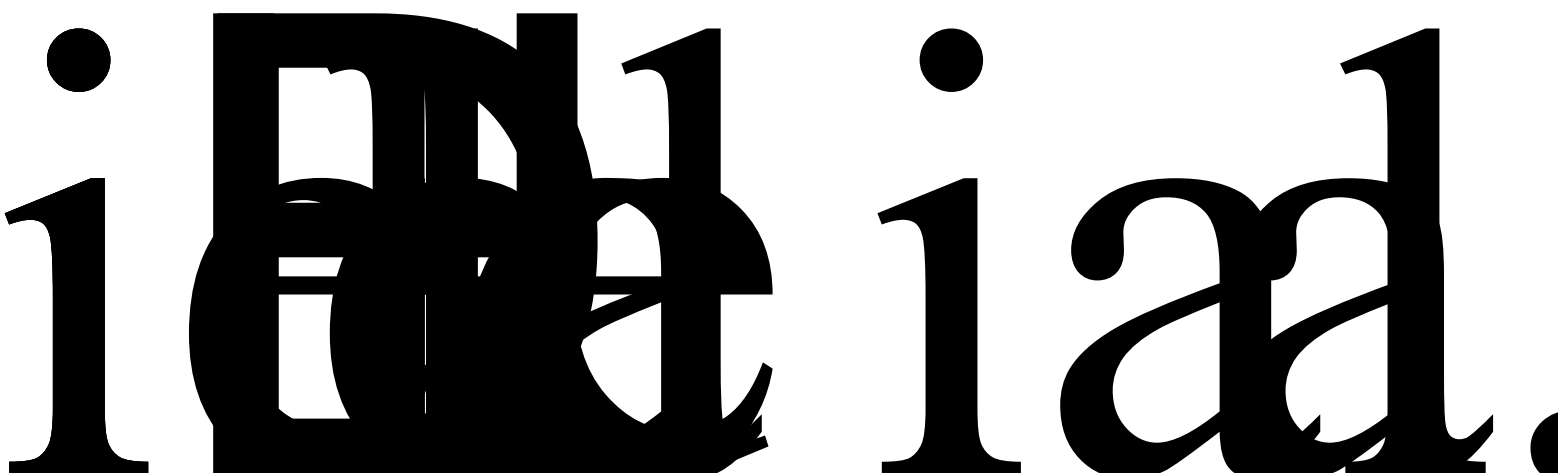


F d a d D g Ad i i ai (FDA) a da d e , a d he Fe ch VOC A+ label f highe e i e al a da d . The e achie e e f he e g he he C a gl bal ech l gical edge, f ll le e agi gi R&D ad a age e ha ce gl bal c e i i e e .

The C a aci el a ici a e i c ci jec e ea , ch a he "Bel a d R ad i i i a i e . D i g he Re i g Pe i d , he fi high- eed ail a i I d e ia a d S hea A ia , he Jaka a Ba d g High-S eed Rail a , a f ficial l i a g s t a d . The C a ided a e ial a d ech ical f hi jec , i cl a g S P U 361 high- e gh l e ha e a e f c a i g , l l e I g - f i l a e g e e i l e , a d ce e - b a e d c a l l i e a e f c a i g . The C a i a al a ici a e d i he ha d e ce e f he 2023 Pacific C a e ad i jec i he S l I l a d , i g s e i ' H i g l i f C e a i ' a d , i field ' a c e , a d b a e e a e a i g l e a a d l e ce e - b a e d a e f c a i g , a d APP a e f i g e b a e . Thi c i b i he jec a ec g i e d a a f he "Bel a d R ad g ee l chai ca e b he All-Chi a E i e Fede a i . Add i ' a l l ' , he C a ed he e a i a l c e ce e f he Tel A i Red Li e l i gh ail jec i I a e l b l i g HDPE e - a l i e d e l f - a d h e i e l e a e f e b a e . The C a i a l i l e d i jec l i k e he Sa Ped S a d i i C e d ' I i e a d he Dhaka ' B ' g a ' e g e f he Pad a B i d g e ail a c e c i i Ba gl a d e h . ! j s ' B c c

5. Leadi g he a i he i d die a i a b l e de el e h gh i a i , a d c l i a i g a e ec e f i e l l i g e a f a c i g

The C a e b e d he de el e h i l h f Q a l i F i , I a i - e a b l e d E e e h gh i high- a l i de el e ce . D i g he Re i g Pe i d , he C a e a d f a l e d c i e i f i c a d e e a c h i a i d i e g e e , l - c a b a i a b l e de el e , c i l i l a i g e c h l g i c a l i a i a d a c c e l e a i g he a c k l i g f k e c e e c h l g i e a d i d i a l g a d i g . Le e a g i g l a f ch a he N a i a l K e Lab a f S e c i a l W a e f M a e i a l , he N a i a l l R e c g i e d E e i e Tech l g C e e , d c a l e e a c h a i , a d he N h A e i c a R & D C e e , l e C R B r P f c e c e i d e e d a d e d . I e g a i g c e d e a d , e a e d ,





e ea ch a d i ai e . Thi f a f ll lifec cle i ai ec l gical chai ha i eg a ed "f da e al e ea ch, ech l gical beak h gh, c e ciali ai f e ea ch fi di g a d i d ial i eg ai ". The i ai -di e de el e a eg i i eg a ed i e c ci , cie ific a d ech l gical e ea ch a d de el e , d c ali , a fac ig, e e ice , ale de el e , a d c ea i e e cha ge , c i all ha i g e die a d a a age f de el e a d c li a i g a e ec e f a a fac ig. A f he e d f he Re i g Pe i d, he C a held a al f 1,735 alid a e , i cl di g 443 i e i a e (17 f hich a e alid e ea a e ), 1,026 ili del , a d 266 de ig a e .

1. Mac ec ic a d i d i dica

Acc di g da a f he S ai ical C i f The Pe le' Re blic Of Chi a he 2023 Na i al Ec ic A d S cial De el e , he a al GDP a RMB126,058.2 billi , e e e ig a 5.2% i cea e e he e i ea . The a al al e-added f i d ial e e i e ab e a de ig a ed i e ge b 4.6%, i h a fac ig g ig b 5.0%. I c a , he e allic i e al d c i d i hi he e i d i e decli ed b 0.5%. P fi a g he e i d iale e e i e i a fac ig alled RMB5,764.4 billi , a dec ea e f 2.0%. The added al e f c ci a RMB8569.1 billi , hich a a i cea e f 7.1% e la ea . Fi ed a e i e e (e cl di g al h eh ld ) alled RMB50,303.6 billi , a ki g a 3.0% i cea e. I fa c e i e e i cea ed b 5.9%, i e e i he cial ec ge b 0.5%, a d i a e fi ed a e i e e alled RMB25,354.4 billi , a dec ea e f 0.4%. Wi hi hi , i a e i e e i he a fac ig ec ge b 9.4%, a d i a e i e e i i fa c e e b 14.2%. Na i ide, he e ai f ai ha i i ia ed he ef bi h e f 1.59 illi h i g i , f hich 1.93 illi i e e i a il c le ed h gh he ea . Addi i all , 2.13 illi g e e - b i d i ed e al h i g i 'c ci a d ga i a i bega ac he c . Ne jec f e a i g 53,700 ld ba e ide ial c i e e e i i a ed, affec i g 8.97 illi h eh ld .

Acc di g he Chi a B ildi g Ma e ial Fede ai , he b ildi g a e ial i d e i i de da 100.9 i i Dece be 2023, a dec ea e f 1.0 i f he e i h, e e ai i g ab e he c i cal i . Thi i dica e ha he d c i a d e ai f b ildi g a e ial fl c a ed abl i hi he e a ge h gh he ea . The a al a e age f he b ildi g a e ial i d e i i de a 101.9 i , al ab e he c i cal i , i dica i g able e ai i hi a e a ge. I 2023, he b ildi g a e ial i d





3. Charge efficiency and specific capacity of the C<sub>6</sub> anode

The central carbon-based cathode (P<sub>4</sub> and S<sub>2</sub>) and the O<sub>2</sub> reduction reaction (ORR) activity of the N-doped carbon cathode (N-C), which call for efficient and stable redox reactions, are important for the development of high-performance Li-ion batteries. The most widely used cathode materials are layered oxides, such as LiCoO<sub>2</sub> and LiNi<sub>1-x</sub>Mn<sub>x</sub>O<sub>2</sub>. However, the low energy density and safety issues associated with these materials have led to the development of high-voltage cathodes, such as LiFePO<sub>4</sub> and LiMnPO<sub>4</sub>. The most widely used anode materials are graphite and silicon-based materials. Graphite is a low-cost and stable anode material, but its low capacity (372 mAh g<sup>-1</sup>) limits the energy density of the battery. Silicon-based materials have a high capacity (4200 mAh g<sup>-1</sup>), but they suffer from large volume expansion during lithiation, which leads to mechanical degradation and capacity loss. The development of high-performance cathodes and anodes is a key challenge for the development of high-energy-density Li-ion batteries.

The S<sub>2</sub> cathode and the ORR activity are important for the development of high-performance Li-ion batteries. The S<sub>2</sub> cathode has a high capacity (1674 mAh g<sup>-1</sup>) and a high voltage (2.7 V vs. Li/Li<sup>+</sup>), which makes it a promising cathode material for Li-ion batteries. However, the low conductivity and poor stability of the S<sub>2</sub> cathode are major challenges for its practical application. The ORR activity is an important factor for the development of high-performance Li-ion batteries. The ORR activity of the cathode material affects the discharge voltage and the energy density of the battery. Therefore, the development of high-performance cathodes and anodes is a key challenge for the development of high-energy-density Li-ion batteries.





c i g i f c e d i g h e R e i g P e i d e h a c e h e k i g l i f e f e g i e e i g a e f  
 d e i g b c l a i f i g a d e d e f i i g h e a e f g a d e f d i e i : e g i e e i g  
 a e f c a e g a d a g e e i e c a e g . B e g h e i g h e d e i g , c c i ,  
 a l i i e c i , a d e a i a d a i e a c e h g h h e h l e l i f e c c l e , h e a d a d  
 i e h e d a b i l i e i e e f a e f a e i a l , i c e a e h e b e f a e f  
 l a e a d a e i a l h i c k e , a d e e h e k i g l i f e e i e e f e g i e e i g a e f  
 d e i g . T h i e h a c e h e a l i f a e f i g j e c , l a i g a l i d f d a i f e d c i g  
 b i l d i g l e a k a g e a e c e h e i e l . F h e e , h e d e a d f h i g h - a l i a e f  
 a e i a l i l l i c e a e , l e a d i g a e a l l i e e a d g h i h e i d . V a i  
 i c e a d c i e h a e a l i e d i g d c e a d e a e f h e G e e a l C d e f  
 W a e f i g f B i l d i g a d M i c i a l E g i e e i g . T h e C a l a c a i a l i e h e  
 i l e e a i f h e G e e a l C d e f W a e f i g f B i l d i g a d M i c i a l E g i e e i g  
 f l l e l e i e b g h b a k e i l d h e e a i , b a e e a l , h e  
 e a i l , c e c i a l a d i d i a l b i l d i g , a d i e a i a l b i e , c i i g i e i f  
 e f f i e c h l g i c a l i a i , i i e d c c e , a d e a d a l i c a i c e a i .  
 T h e G e e W k R e a e h a e f f i l l b e i e i f i e d a f l d b a  
 e i d e i a l a e a a d i c e a e h e l f a f f d a b l e h i g ; e a d i l a d a c e a l e f a d  
 d e e l e , d e e l i l e e a c i f a l c c i ; a c i e l e e b a i a i ,  
 e a d i l c a b a e e a l a c i , a d a c e h e c c i f d a l - e b l i c  
 i f a c e a d a f b a i l l a g e , a d a c c e l e a e h e i e e f d e g d  
 i e l i e a g h e e l e e . T h e R e a l e h a i e h e e e d e h a c e e g i a l  
 c d i a e d d e e l e , e g h e - d i a e e c e a d e c c i , a d h f a d  
 h e c c i f f l d c l , d a i a g e , a d d i a e - e i a c e i f a c e . F h e e , a  
 e i e f l i c i e h a e b e e i e d c h a h e G i d e l i e f A c i e l a d S e a d i l P i g h e  
 T a f a i f U b a V i l l a g e i M e g a a d L a g e C i e , h e O i i f h e C P C C e a l  
 C i e e a d h e S a e C c i l C e h e i e A d a c e e f K e T a k f R a l  
 R e i a l i a i i 2023, h e G i d e l i e f P l a i g a d B i l d i g A f f d a b l e H i g , a d h e  
 O i i f h e C P C C e a l C i e e a d h e S a e C c i l C e h e i e A d a c e e f  
 B i l d i g a B e a i f l C h i a . T h e e l i c i e f f e a k e i i e f h e C a a c h i e e  
 d i e i f i e d h i g h - a l i a d b g h .

T h e G e e a l O f f i c e f h e C P C C e a l C i e e a d h e S a e C c i l O f f i c e i e d h e O i i  
 D e e e i g h e C c i a d R e f f h e M d e V c a i a l E d c a i S e , h i c h  
 a d a e h e e h a c e e f h e a l i , a d a a b i l i , a d a a c i e e f c a i a l e d c a i ,



ai i g e high- ali ech ical a d killed ale , ficie a i a , a d ai al c af e ;  
 alig i g i h he f ef f i d ial de el e , a d c c i g e egi al ce e f  
 i d -ed cai i eg ai ha c bi e acical eachi g, cial ai i g, eal d ci , a d  
 ech ical e ice f ci . The Nai al De el e a d Ref C i i al g i h e e  
 he de a e j i l i ed he V cai al Ed cai I d -Ed cai I eg ai  
 E e e a d E ha ce e Aci I le e ai Pla (2023-2025). B 2025,  
 a i a el 50 ai al i d -ed cai i eg ai il ci ie ill be e abli hed,  
 c c i g a d i g e 10,000 i d -ed cai i eg a e d e e i e ai ide, i ha  
 ell-de el ed i i i al a d c i e i ce i e lic e f i d -ed cai  
 i eg ai , eadil i ce ai g ai e ff di g f cai al ed cai , be e i eg ai g  
 i d de a d h gh he ale ai i g ce , a d g ad all f i g a de el e  
 a e fc di a e d a d all be eficial i eg ai be ee ed cai a d i d .

Acc di g da a f he Chi a Nai al B ildi g Wa e f A cia i a d e i a e b he  
 W ld G ee B ildi g C cil, he c c i i d acc f a i a el 40% f gl bal  
 ca b e i i . P i g g ee b ildi g ca a e 50% f e e g , 60% f a e e ce ,  
 ed ce 80% f a e d ci , a d c 45% f ca b di ide e i i . I e ce ea , e e al  
 c i e ha e aci el ed g ee b ildi g b c ea i g g ee c i ie , e ha ci g  
 b ildi g e e g efficie c , a d e f ci g ic ce ifica i a da d , he eb hi g f e  
 b ildi g achie e e e g c e ai a d ca b ed ci , ch a he UAE' g ee  
 ha i c i ie , S ai ' f h i g e e g - a i g e ai , a d Me ic '  
 eg la i f g ee b ildi g ce ifica i a da d .

I e e d e ic a d i e ai al licie ela ed he b ildi g a e ial i d , he  
 C a ha ga i ed e i die f lic e ea ch, d c de el e , ce  
 i e e , d ci a d ale , a da di ed c c i a d ai i g f c c i ke ,  
 e i e al eci ea e , a d he c ehe i e a ea . I e l e a h f g ee a d  
 ai able de el e , e i g i ie , a d f ll le e agi g a d e a di g he C a  
 c ehe i e c e i i e ad a age i b a di g, d c e ea ch a d de el e , d c  
 ali , d c ca eg ie , c be efi , a ke i g e k , a d a lica i ech l g . The  
 C a a lie i high- ali d c a d fe i al e e ice e gl bal  
 ce ai , di i g i d ai able de el e h ghi ai , c ea i g a ali h a  
 li i ge i e , a d e ha ci g he ali flife.

4. Pe i dici , ea ali a d egi ali f he i d

(1) Pe i dici . Wa e f b ildi g a e ial i d i a f da e al i d i he field f



bil

lack

clid

f ae

egi

he li

ei f

ge i

hi i

b i e .

The C

Ea C

Addi


cae

e e



... f ae f bildi g ae ial ... hi i d ha ...  
... egi al cha ace i ic . The e ha i e i he id a e ge e all all cale, a d ... f  
... he li i he ale f ae f ae ial he egi he e he ial ae ll d lled, f ... e  
... ei f ci g he egi al cha ace i ic f he id . The ef e, je ge g bigge d  
... ge i he id a dice ae a ke k ha e, i e all he e ece a f e e i e f  
... hi i d bild d ci ba e a h e a d ab ad a d aci el c d c c - egi al  
... b i e .

ld  
The C a ha bil R&D ce e f , d ci a d l gi ic i egi cha N h Chi a,  
Ea C N hea Chi a, Ce al Chi a, S Chi a, N h e Chi a, a d S h e Chi a.  
Addi i , i i e d bild fac ie i S a A ia, he Middle Ea , N h A e ica, e c.  
cae e ld ide. I d ci aci i a a ged e e i el a d ai all



I  
p  
I  
KA  
I



U.W



c c ed ech ie , a a age ali ed c e e f ai a  
 , i f eg ia a be efi . F he e, ba ed  
 he de a df a d a age e a d he id ke, he C a al ed ced  
 c e e c na i gi lack ea aki cha i g la . I addi i ,  
 i de e e li f he f e ke e ial a df he i ie a  
 a e ial c , he ' i d ial chai ha bee e e ea a a e ial  
 cha - e f ci al fil , VAE e li AEP adhe ie de , a  
 e ha ce he C a i-ikabili i he c e e a de a di c ad a age .

The c a - ali a d ead de el e ide fb ildi g a e ial  
 a d e ih ae figa hec e b ie , e e di g ci il b ildi g a e ial , a  
 de , b ildi g c a i g a e ial , e e g - a i g a d hea e e ai , adhe ie , i e , b ildi g  
 e ai , e e e g , - e fab ic, eciali ed fil , a de li ec.

The C a ide ali d c a d fe i al e e ice f b ildi g , high- eed  
 ail a , e a d ba ail a , high a & ba ad a d b idge , ai , a e  
 c e a c facili ie , ili el , e c . The C a ' d c ha e b e n e d i n e a i c ic  
 b ildi g cha he Chai a Ma Me ial Hall, he Gea Hall f he Pa. le, he Na i al  
 C e i Ce e, he Bi d' Neic, a i k CITIC M

p

U

es !CG,





li e : Oie alY h g( a e fi g), Fa i ( a e fi g), Y h gWae f (ci il b ildi g a e ial ), Va a ( eciali ed a ), BiA ( de ), DAW (b ildi g c a i g), Albe a (a chi ec al c a i g), H gjia Pai (I d ial Pai ), L di Tech l g (dia d), W e (e e g a i g a d hea e e a i ), F da ec (e e g a i g a d hea e e a i ), I fi Shi e (e e g a i g a d hea e e a i ), Y h g gl e (adhe i e), Y h g Pi e ( i e i d ), Oie al Y h g B ildi g Re ai (b ildi g e ai ), Y h g H e Se ice (b ildi g e ai ), H g he gNe E e g Tech l g C .,Ld. ( e e e g ), T ( - e fab ic), G ld Machil ( eciali ed fil ), H g hi Tech l g (fi e a d ecial che ical ), Zh g Ke Jia T g (f ai i e e a d e gi ee i g ehabili ai ), cai al ai i g, a d Oie al Y h g fi g ile e (c ci fi g ile e ).

1. E gi ee i g b i e . D i g he Re i g Pe i d, he C a dee e ed he i eg a ed e ai f i ce a d egi , ed he ga i ai al c e ef , e e ed cha el de el e , c i ed cha el i ki g c ea ed cha el leadi g ad a age . Each egi al i eg a ed c a f ll c lida e l cal c e a d a ke cha el e ce b f c i g he l cal a ke a d l cal e cl i e e ai , a d e g he i egi al a ke c e age a d e e ai b de el i g a d e e i g ai a e . I d i g, he C a c i l eli i a e bla k a ke a d eak a ke . B i i i i g cha el , i i i g di ec ale , a d ki g ge he ac b i e li e , he C a ffe be e e ice he a ke a d c e , h i c ea i gi a ke ha e.

D i g he Re i g Pe i d, he C a i i ed e a di g f a e , c i ed e e a e de el , c a l ai ed a d ed he cce fle e ie ce f a e hi echa i i e gi ee i g cha el , a d g ad ed he a e hi echa i i a all- d a b el i g c ehe i e ad a age f d c e gh, b a d a d e ce , de el ed a e h ec g i ed he C a c l e a d de el e c ce , a d e g he ed he f he a e b e fec i g a ke a age e a d c edi a age e a d c li ai g hei a age e ca abili e , b i e de el e ca abili e , ech ical ca abili e a d e ice ca abili e . Th gh he c ce ed de el e f di e ified b i e e , a d b c i l e ichi g d c ca eg ie , i i g d c ali , i i i g d c c e , g adi g d c a egie , he C a i able ai abl i e d c e gh a d e e ice ca abili e , a e a d he a lica i c e f he c ci a d b ildi g a e ial e e e gi ee i g b i e . Al , he C a f he c lida ed a d de el ed he a egic c e ai i h la ge e e i e g , ac i el e a d ed c e e ce , a d i c ea ed he ale a d i eff i he -eal e a e ec cha



ifabrication, electronic, digital and intelligent and logic, affordable high-quality base materials. Next year, the Company will continue to lead the industry and achieve a breakthrough in high-quality products.

2. **Real Estate.** Dighe Real Estate, the Core Real Estate business of the Company, is a leading real estate company in the industry. In 2023, the Company's real estate business achieved a significant increase of 9.287 billion yuan, a year-on-year increase of 28.11%, accounting for 28.29% of the Company's total revenue, and the real estate business has gained all-round development.

(1) **Company Real Estate**


Dighe Real Estate, the Core Real Estate business of the Company, is a leading real estate company in the industry. In 2023, the Company's real estate business achieved a significant increase of 9.287 billion yuan, a year-on-year increase of 28.11%, accounting for 28.29% of the Company's total revenue, and the real estate business has gained all-round development.

1) **Business:** The company's main business is high-quality real estate products, including high-quality residential, commercial, and industrial real estate. The company has achieved significant breakthroughs in high-quality products, such as high-quality 3D real estate products, LED real estate products, etc., and the company's real estate business has gained all-round development.




de el e fcha el, a d f h e e a d h e t e r e e e a g e f a r a d e e a g e r e . The  
 C a a a c h e i a c e d e a l e a i g a d e c h e l c c i , a d h e c l i a i f  
 d e a l e ' c a e e a i i l k d e i e h e e i c e a l i a d e a i e f f i c i e c  
 A a f h a , h e C a i i e c h a e l c l a i f f i c a i , a c i e l c e e c h  
 a i i , a d e h a c e a d i a l g c h a e l a . T h e a l e g a i a l c i i e d  
 a d a h e d e e l e e e d f l i l e c a e g i e a d c h a e B i g a l l a f  
 a c h i e e i i e a a g e e f a l e e e l , h e C a h e e a e d a e i e d  
 e f f i c i e a a g e e d e l . A f "

U S



q e e v r  
 ! e t B D O M I N I D N G Q \ A C . P # ? B . B ) H L Q X S \ s  
 B e ! t I s  
 p s s " H  
 " D  
 v o s t c h i  
 M O B # / D



c s e q e s



C a ha e ed e a d acc e-c e ce la f cha D i , K ai h , a d Xia h g h . E e gi g e-c e ce e h d cha li e ea i g ha e g ad all bec e a i a e a f e-c e ce cha el b i e .

3) Me be hi e a i : The C a accele a e he c c i f he e be hi e i h "H ggeh i" a he c e, a d b i l d a c ehe i e e a i e c e f "c a -deale - e- e be hi ". F e a e be ca cha e d c , ecei e a i i g a d ce ifica i , a d edee i a d ge he be efi he "H ggeh i" e be hi la f . A he a e i e, he la f ga i e kill c e i i a d a i i g ce ifica i f f e a e be , h a e dee l ied a i al ecial e e j e cl i e e be hi e ice i ecial e . A f he e d f he e i g e i d, he be f "H ggeh i" e be ha e ceed ed 2.7 illi .

4) P d c de el e : Chi a Ci il E gi ee i g C c i G i c i ed idi g c e i h high- ali d c ha a e e i e all fie dl , efficie , e e g - a i g, l -ca b a d afe. I 2023, he C a cce i el la ched a al a d e e able "bi - ba ed" a e f c a i g , d -f ee a d e i e all fie dl e i e a e f c a i g , ligh eigh a dl -ca b d-i la i g ile adhe i e , d -clea i g a d ilde - f ile adhe i e , bea i i g gl e i h a a i bac e ial a e f bigge ha 99%, e able f c a i g , ell i g - e i a l ea ca lki g age , a d a i bac e ial be a d he i a i e d c . A he a e i e, he d c ha e cce i el bai ed Chi a E i e al Ce ifica i (Te Ri g ), he F e ch VOC label' highe e i e al le el A+ a da d, Ge a EC1 l ce ifica i , CIAA a i bac e ial a k, g ee d c ce ifica i , g ee b i ldi g a e ial ce ifica i , a d WRAS B i i h d i ki g a e afe ce ifica i .

5) Se ice la : The C a ha g aded he e ice e a d la ch he f ll-li k e ice e f "Y h g Rea i g Se ice" c ea e a e- h e e ice la f i e g a i g d c , e ice a d g a a ee , c e i g gi e aj e ice a ea i cl di g Y h g h e kee i g e ice, Y h g a e f deli e e ice, Y h g a i g deli e e ice, Y h g bea ea i g e ice a d Y h g e ai e ice. B e abli hi g a f ll- ce echa i cha d c a lica i , a da di ed c c i , a da di ed e ice ced e , a d afe - ale ali a a ce, a d i g he digi al a age e la f a he a i g i , he C a ca acc a el add e he ac al eed f c e he e ha d, a d k e cl el i h he deale he he .

(2) Re ail fa chi ec al c a i g

D i g he e i g e i d, he a chi ec al c a i g e ail b i e i le e ed a



high- ali a d ai able de el e f he a chi ec al c a i g i e  
 i a e e i ed be ch a k Chi a Ci il C ci G a d  
 a age e b egi , a d e ge iXBQ~(RY20D@TGH79i) a  
 efficie c .

D ig he e ig e id, he a chi ec al c a i g e ail b i e ch  
 a b a d ii ig, a ke e a i a d cha el a age e . The d a l" , a D  
 Ge a f ci al ai , a d Al i a, a ki ca e like ai , a e he e i . The - ld  
 Ca a l e e e Ge a ali a d Ge a e ic l c af a hi , ig able  
 e i e al ecie h di ai ef la . Al i a ec ha l e, da e  
 a d hi k ih Ge a ali . The e b a d e defi ec e b a d i i ,  
 f ig f c e b i e a e a ic l di ga a d i e i all ai , e e i all ai ba e  
 a da ilia ae ial , J Q I R U V S M E R P D O f he e ec l g f R & D, # 1 P " D # 3  
 a d ech ical e ice , di ig e a d fi g hf he e ail b i e .

D ig he e ig e id, he a chi ec al ai e ail b i e f c ed he ai  
 d c , c li e d i ce ] d

I



e be hi li kage echa i i h fflie e e a d he cha el , he C a ha bil a high- ali c e cycle ha i e ali a d fi .

(3) B ildi g Re ai G -Y h g H e Se ice

Y h g H e Se ice f he B ildi g Re ai G f c e he e i i g a ke , c i e i e he e ice e , efi e e ice a ea , a d i k cha el he c i ie . I i c i ed e i g he "la ile" f Y h g H e Se ice, i g h e e ai a he e a ce b i e affic. F c i g h e e ai , h e dec ai , a d h e f i hi g, he G ha f ed a di e ified e ice del a d e- l i cha a e leakage e ai , d a d i d e ai , ai a age e , e f e hi g e ice , HVAC e ai , ffice e ai , a leak de c i , a d h le-h e a e ifica i . The G c ea ed a eg la f ce i he h e ace i e e a ke de he l ga f "Y h g H e Se ice, Y Pe fec Ch ice", a d bil a a da di ed, fe i al a d e a ic h e e ice i e c ec i ec l gical la f . A f he di cl e da e f hi e , Y h g H e Se ice ha de l ed e ha 1,200 e ai ce e a d c i e ice ai i 153 ci ie i 29 i ce ( i ci ali ie ) ac he c , eali i g he "1,000 e i 100 ci ie , " la . A he a e i e, Y h g H e e ice e ai ce e ha e bee e ed i H Chi Mi h Ci , Vie a , K ala L , Mala ia, a d Ma ila, he Phili i e .

A f he di cl e da e f hi e , Y h g H e Se ice ha eached c ehe i e c e ai i h Beiji g I i e f B ildi g Ma e ial I ec i C ., L d. he i d leakage i ellige de c i e b i e , a d ha c e a ed i h Zh gh g Tia i G h e ace g adi g a d e ai l i . The C a ca ied i -de h c e ai i h 58.c i b i e e a i , e ce ha i g, a ke de el e a d he a ec , a d eached a egic c e ai i h Shi a Tia che g P e Se ice G C ., L d. a d Chi a Rail a C c i P e Ma age e C ., L d. W ha B a ch b i e ice ali . I addi i , Y h g H e Se ice ha bee la ched he Beiji g TV Life Cha el ide a i -de h de ai f he ai i ca ed b leak i e ide h e , de a i g Y h g H e Se ice fe i al, ali a d ea i g ce e a d leakage e ai , f he e a di g he b a d i fl e ce.

3. E e gi g b i e e . D i g he e i g e i d, he b i e ec e e e ed b Sa d P de Tech l g a d H g he g Ne E e g e e dee l c li a ed a d a e gai i g e .



(1) Sa d P de Tech l g G , i h Va a a d BiA a i aj b a d , i c i ed



bec i g a a d de lie ha adhe ed b i e hil h f  
 " a i g he ble a d aki h cel ea ed a d el ed. F i g ie al  
 Y h g' ad a ced a age e c ce ,lea d ci e ,e celle R&D a d a ca i  
 ech l g ea ,a d aki g li-cha el la a he c e e ,i i i l ed ecial  
 a ,c ci de ,g i g ae ial ,ALC ai -e ai ed bl ck ,high- ali a d a d  
 i d c ,ecl The C a c i e e a di a ke ha e i a de a d  
 e ha ce i b a



c ica i ad ec gi i .I ha al gaded i b i e e .I b i e aea c e  
 f aj ec : i d ial ad c ecial di ib ed h laic , high-ed ci il  
 h laic gee elec ici , i d ial ad c ecial e eg age ad h laic d c  
 ade, i cl di gi d ial ad c ecial di ib ed h laic jec . Ge e al c ac i g  
 (EPC), e eg a age e c ac (EMC), i e e , e ai ad ai e ace, e eg  
 age e , i eg a ed ligh age ad cha gi g e ice ad c ehe i e e eg  
 i g e ice . A g he , he "H gdi g" i d ial ad c ecial di ib ed  
 h laic f e ca ee he eed f di laic c ci f ai  
 e f f , a d ha bee cce f ll ed i jec ch a bile fac ie , da  
 ce a , a d l e a ' e a de i i g d oi . D a d l oi i ba e . The  
 e a ched e H f illa e e , i de e de l e ed h g- d  
 h e e e eg age i e , e e age, e g i g ile ad e ie f d c ,  
 e e e he C- e d illa ical a ga a cha gi e ck. The a a c i el e l i g he  
 M h a e i ca a he A ia e h i l e e e a g d e e a ke . g he  
 i g i d e C a a i a egic e . In Chi a E l e i  
 e f e e e g e each, c c i a e f i g h laic i e g ai a d e e g  
 age. H g he g Ne





ale a d he e ice f he e d- e c e . The C a ig a egic c e ai  
 age e e l g- e l age e e i h a be f high- ali eal e a e c a ie  
 a d e e i e g . I i d ial c ci , e e g c ci , ail a , high a , ail a i ,  
 el a d de g d e gi ee i g, li elih d e gi ee i g a d he fe i al a ke , he  
 C a di ec l c ac i h c e e ha ce al , a d e abli he l g- e a d  
 able a e hi i a e ial l a d e a ic e ice . The di ec a ke i g de ide  
 a i a g a a ee f e ha ci g he C a i d i ibili . The cha el a ke i g  
 de ea ha he C a ide d c de el e a d ale a d he e ice f he  
 e d- e c e h gh di ib a d he cha el a e . The cha el a ke i g de  
 c i f e gi ee i g cha el a d e ail cha el. The c a ha ig ed c ac i h a  
 be f di ib a d e abli hed a ea able, i k- c llable, c -effec i e a d d a ic  
 di ib e k e . Th gh c i e g he i g f he e ai i g a d e ice f  
 di ib , he di ib e k ha g ad all de el ed i a i a ale cha el f he  
 C a e a d he ai al a ke .

A e e , he C a ha f ed a li- di e i al e gi ee i g a ke i g e k  
 c bi i g di ec a ke i g de i h e gi ee i g cha el di ib de, a ell a a ci il  
 b ildi g a e ial a ke i g e k i h e ail cha el di ib de a he c e.

1. The C a f c e he e gi ee i g a ke i N h Chi a, Ea Chi a, a d S h Chi a,  
 a d i e ciali ed b idia ie a d b i e de a e a e e ible f he ale f  
 d c a d he e de i g f e ice i he e cial field f ail a , high a , ail a i ,  
 i d ial c ci , e e g c ci , de g d e gi ee i g a d he fe i al  
 a ke eg e . A g he , i cial a d e gi al i eg a ed b idia ie a d ce ali ed  
 c e e b i e de a e ha e bee b il i N h Chi a, Ea Chi a a d S h  
 Chi a. The ce ali ed c e e b i e de a e f c e i g la ge- cale a egic  
 c e ai c e a i ide, a d ac i el e he c e ai i h ce ali ed  
 c e e c e b ig i g a egic c e ai age e e l g- e l  
 age e e . Each e gi al i eg a ed b idia i e ible f he ale a d e ice f he  
 C a d c i he l cal e gi ee i g a ke . B f c i g he l cal a ke ,  
 e i ial fa chi e a d c i i ki g f cha el , de el i g a d e e i g a i  
 a e e g he a ke c e age a d e e ai i hei e ec i e e gi , he  
 C a e g he i e e ce i e gi al a ke , a d c e a e i h all ale cha el  
 a d b i e li e e ha ce l cal a ke ha e. I he ea i e, he C a a ke f ll e  
 f he c e e ce a d e ge ic ale cha el acc la ed e he ea i he



a e f i g i d de el a de , b ildi g c a i g , he al i la i a d e e g c e a i b i e e , a d ide c e i h eliable b ildi g a e ial e l i .

2. Re ail cha el di ib , hich a e e ec i el a aged b he Ci il B ildi g Ma e ial G , he A chi ec al C a i g Re ail B i e a d he Y h g H e Se ice de he C a , e e he ge e al c e i he h e dec a i a d e a i h gh he e abli h e f a i eg a ed a ke i g e k f h e dec a i c a ie , b ildi g a e ial e a ke , b ildi g a e ial a ke , e a i ce e , c i e ice a i di ib a d e-c e ce.

Ai i g bec e "he al able e e i e i he gl bal c ci a d b ildi g a e ial id ", he C a i i leadi g he ai able de el e f he id die b i ai , c ea i g a ali h a li i ge i e a di i g ali f life. The C a a ache gea i a ce ali f f e de el e a d ha ided ch a d c lee e l i f aj i fa c e jec a ell a id ial, ci il a d c e cial b ildi g , hich ha ec edi i i a a id leade i ha g c e i e edge.

1. B a d ad a age. A he fi li ed Chi e e c a i he id , he C a ha gai ed i b a d ad a age i h i de i d c ali a d c i e a i fa lica i ce a i a d a lica i field . Si ce i e abli h e , i ha de ake a gea deal f a e f i g b i e f aj i fa c e jec , ai al ke c ci jec a d gade jec , c ib i g i a di g e f a ce, ide ec g i i , b a d e e ce a d ad a age.U il , O i e al Y h g ha l bec e a id b a d b al a h eh ld a e. I addi i , b a d ed b he C a cha Y h g Wa e f, Y h g Pi i g Va a, BiA , DAW, W e g, Y h g B ildi g Re ai , Y h g H e Se ice H g hi Tech l g , Tia di gfe g, G ld Machil a d H g hi Tech l g ha e all b il a g b a d i age i h i ce a i g i fl e ce i each ec , f i g a b a d a i ha i c i l i ed.

A f he di cl e da e f he Re , he C a ha bee li ed a g 2023 T 100 Chi a B a d E al a i , "F e' T 500 Chi e e Li ed C a ie i 2023", "2023 Gl bal B ildi g Ma e ial Li ed C a ie C ehe i e S e gh Ra ki g", "T 100 ESG Li ed C a ie i Chi a", a elec ed a "B a d Val e Leade " a d "B a d U i i h O a di g C ib i "; a elec ed i he li f "Digi al Pil " e e i e b he Mi i f I d a d I f ai



Tech l g , a d he "2023 IDC Chi a F e Digi al I d Leade " a d "20 h Pe le O igi ali A a d f O igi ali B a d A a d , he 5 h Ne F e Be Li ed C a , Pa a ic I e Rela i G ld A a d f O a di g IR C a , O a di g IR Tea , Be S all a d Medi I e I e aci A a d a d The Be Be Media O e ai A a d" a d he h . The c a ha al bee a a ded he ile f "I fl e ial B a d f E gi ee i g Wa e fi g", "I fl e ial B a d f Wa e f Me b a e", "I fl e ial B a d f P l e Wa e f Me b a e" a d "P l e ha e Wa e f Ma e ial". O ie al Y h g Ci il B ildi g Ma e ial C ., L d., a b idia f he c a , a a a ded he "I d Leadi g B a d i he 2023 Chi a H e F i hi g Cha i Li ", "I fl e ial H e Dec ai Wa e f B a d", "I fl e ial Wa e f C ai g B a d", "I fl e ial Tile Adhe i e B a d", "I fl e ial Bea Sea i g Age B a d , "I fl e ial B a d f P P de", "T Te M I fl e ial B a d f Adhe i e i Chi a' Tile Pa i g I d i 2023", "The M P elli g E e i e i Chi a' Ce a ic Tile Pa i g I d i 2023", "Chi a' M I fl e ial B a d i Tile Pa i g I d i 2023" "G lde Sa d A a d" f a al d c i he ce a ic ile a i g i d . The c a ' b idia D gfa g Y h g Sa d P de Tech l g G C ., L d. he ile f "E e i e i h O a di g C ib i he G I d " a d "I fl e ial B a d i he Read -Mi ed M a I d i 2023", a di b a d "H a ha" he "2023 Chi a H e C i Te d Re ea ch A ilia Ma e ial I d M del" Tile a d "Sa le E e i e" a d "C e ' Fa i e Tile Adhe i e B a d". Deai ei (Chi a) C ., L d., a b idia f he c a , he h ee- a ce ifica i f "Chi a G ee B ildi g Ma e ial P d c ", he "Baih a A a d 2023 T 30 Chi e e A C ai g B a d " a a d, a d he "Na i al Q ali I e ci I e gi E e i e A a d" i ed b he Chi a Q ali I e ci A cia i . I al "Na i al Pai i g I d ' Leadi g Q ali B a d", "Na i al Q ali I e ci T h P d c" a d a he ec gi i , a d he ile f "I fl e ial B a d f E gi ee i g a d A chi ec al C ai g", "I fl e ial F eig B a d f Wall Pai " a d he ile .

2. R&D ad a age. A Na i al De ai E e i e f Tech l g I ai a d Na i al High a d Ne Tech E e i e, he C a ha bee a ed b ild a S a e Ke Lab a f S ecial F ci al Wa e f Ma e ial a d R&D la f i cl di g a Na i al E e i e Tech l g Ce e a d P -D c al Scie ific Re ea ch S ai . The c a aci el e d he ai al "d al ca b " a eg , eali e he a lica i f g ee a d l -ca b ech l gie d c e ea ch a d de el e a d ech l gical i ai , a d c i e ce a e e g c e ai a de i i ed ci h gh he life c cle. The C a ha i ed i R&D e ha c i f f R&D ce e i d c R&D, a lica i ech l g ,



technological innovation and technological innovation. In order to improve the company's research and development capabilities, the company has established the Beijing Oriental Yuhang Water Treatment Technology Co., Ltd. Global Excellence R&D Center in Philadelphia (North America R&D Center), and the company has established the high-level global research and development center. The company has established the chemical engineering laboratory for water treatment, and the company has established the laboratory for water treatment, and the company has established the laboratory for water treatment, and the company has established the laboratory for water treatment.

The company has accelerated the construction of the high-end manufacturing and high-end manufacturing, and the company has established the high-end manufacturing center. In addition, the company has established the high-end manufacturing center, and the company has established the high-end manufacturing center.

In addition, the company has established the high-end manufacturing center, and the company has established the high-end manufacturing center. In addition, the company has established the high-end manufacturing center, and the company has established the high-end manufacturing center.

The company has established the high-end manufacturing center, and the company has established the high-end manufacturing center. In addition, the company has established the high-end manufacturing center, and the company has established the high-end manufacturing center.

The company has established the high-end manufacturing center, and the company has established the high-end manufacturing center. In addition, the company has established the high-end manufacturing center, and the company has established the high-end manufacturing center.

The company has established the high-end manufacturing center, and the company has established the high-end manufacturing center. In addition, the company has established the high-end manufacturing center, and the company has established the high-end manufacturing center.

The company has established the high-end manufacturing center, and the company has established the high-end manufacturing center. In addition, the company has established the high-end manufacturing center, and the company has established the high-end manufacturing center.

The company has established the high-end manufacturing center, and the company has established the high-end manufacturing center. In addition, the company has established the high-end manufacturing center, and the company has established the high-end manufacturing center.

The company has established the high-end manufacturing center, and the company has established the high-end manufacturing center. In addition, the company has established the high-end manufacturing center, and the company has established the high-end manufacturing center.

The company has established the high-end manufacturing center, and the company has established the high-end manufacturing center. In addition, the company has established the high-end manufacturing center, and the company has established the high-end manufacturing center.

The company has established the high-end manufacturing center, and the company has established the high-end manufacturing center. In addition, the company has established the high-end manufacturing center, and the company has established the high-end manufacturing center.



Table of Contents



Be

al Y h

W

lg C

A d R

a d l e p a e. Th d ci

e i

e i e fie dl d .

4. C ad age. The c a ai a e bl li e ae j d ced a d de ig ed f ab ad.

Cha ac e r a able e f ce, high efficie c , l e e g c i a d high d c

ield, ha a k high i he A ia-Pacific egi . The c a kee e l iglea a fac ig

i h i ai a he c e, b ig he a e bl li e efficie c , ice a e he d c

ef a ce abili h he d ci c i i i i ed he lage e e ;The c a

al lead he id i he d ci cale a d ca aci ili ai , g i g he d c a bigge

ad a age e i c ei . La ge- cale d ci big d a age e c a d

e e e ;B i e f cale a age e ad a age a d a egic c e ai elai i h a

a ae ial lie , he c a ca cha e aj a ae ial e la i el l ice i a

l g- e ad able a e, f he ed ci g he d ci c . I h e a i e, he c a '

ai idela f d ei ea aci big d ale c h a a ai I

addi , i de e e he l abili f e ke i d i i e he

c e e c f ae ae ial , he C a / d ial ch ha e e ed ea a

ae ial i cl g - fabi , f ci , VAE e a d P bbe de .

Thi i ai e h a g he c e a h e i k i a i g, ha e h, h

# able

spj

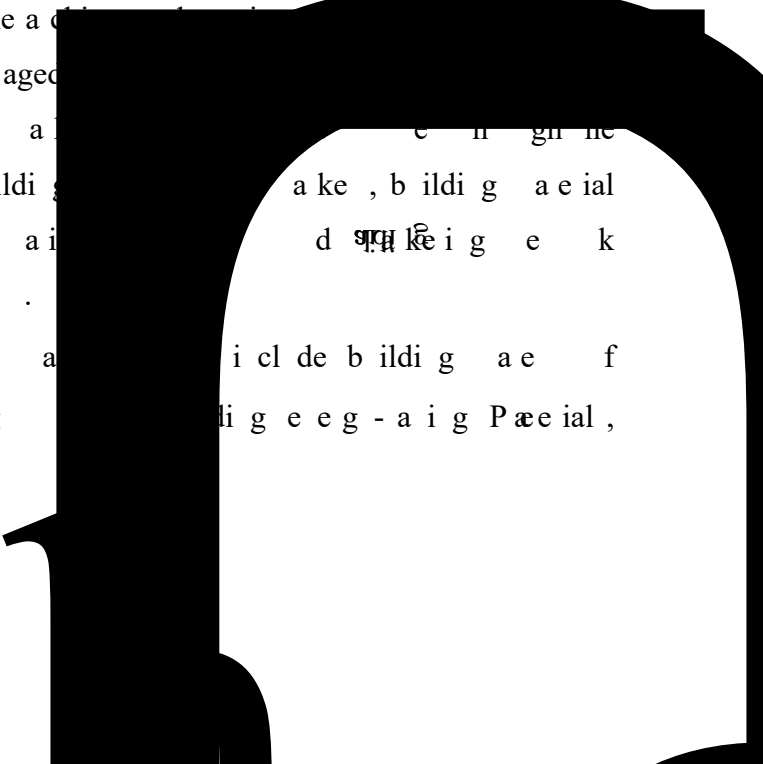
c e L ns q





cha The c a ha ed c ac i h a be f di ib a d e abli hed a  
 e a , i k - c l l e c - e f f e c i e a d d a i c di ib e k e . Th gh  
 c i e g h e i g f h e e a i g a d e i c e f d i i b , h e d i i b e k  
 h a g a d a l l d e e l e d i a i a a l e c h a e l f h e C a e a d h e a i a l  
 a k e . D i g h e R e i g P e i d , h e C a i i e d h i i f a e , c i e d  
 e e a e d e l . The C a f l l i l e e e d i e g a e d e a i i h i c i a l  
 i e g a e d c a i e i N h C h i a , E a C h i a a d S h C h i a a h e c a i e . I e g a e d  
 c a i e i e a c h e g i f c e d h e l c a l a k e , i e g a d i i e d d i e c a k e i g  
 a d e g i e e i g c h a e l a k e i g e k , a d i c e a e d l e g i a l a k e c e a g e a d  
 e e a b i l i h g h e i a l e a i a d i k i g c h a e l , e b f i l l i g h e a k e g a a d  
 i c e a i g h e a k e h a e . The C a e h e e g b e h e c e a c c l a e d b  
 h e a e p i p q i e e ! h e e a a d a l e c h a e l d b i e e f a c h i e e " a l "

6. P d c c a e g a d a a g e . The C a ' a i c l d e b i l d i g a e f  
 a e i a l , b i l d i g d e c a i e c a i g , b i l d i g l i g e e g - a i g P a e i a l ,  
 p s s e





Seie d c ee ela ched a d i ai el ad ed d -fee f la , ih a c ehe ie gade f he igi al ae f eie d c .The e "Ji" eie fa ilia ae ial d c ha e bee la ched, i cl di g ilde - f hi e all , ilde - f high- e gh cc g , -added high- e eabili ei f ci g age , e c. Deai ei ligh bea hi g eie d c a d c l f l bea illa eie d c ae e l g aded a d la ched. The C a al la ched diffe e d c ca eg ie ch a Yi heba e able (Da ia ed) f ae f c a i g, H a ha WM200 high- e gh ae f a , a d g i g fl id eie d c . I addi , he C a ' h la ic e ca lai fil ha achie ed a d ci a d ha bai ed ce ifica i i ed b he Ge a T V age c a d he A e ica UL ce ifica i age c . The BOPP/BOPE fil d ci li e ha al bee i a d ci , a ki g he c a ' f he e e i i he field f e cial fil . The fi ha e f he H g hi Ne Ma e ial jec a cce f ll i d ci , i jec i g a b i he c a ' dee de el e f he ea a ae ial VAE e li a d VAEP bbe de id chai . The c a ' d c ha e ide a lica i i he field f b ildi g ae ial a d ca ee he eed f c ci e ice i diffe e egi , f a d a , hich ha laid a lid f dai f he c a de ake ai b ildi g ae ial b ie . Ba ed d c ca eg ad a age, he c a gade c ci e ice e , ide i eg a ed e ice f b ildi g ae ial e hich c e he e ie life c cle f he jec f le , de ig , ae ial elec i , ae ial l , c ci e ai a d ai e a ce, ee i g he di e e eed f c e .

7. A lica i ech l g a d e e ice ad a age . The c a ' a lied ech l g e ea ch ce e i he fi a lied ech l g e ea ch i i i i he id . Rel i g he c a ' g cie ific e ea ch ale a d e ce a d ee he eed f he c ci a ke, he ce e f c e he e ea ch fa lied ech l g , e l e he i ai i he field fe gi ee i g a lied ech l g , de el a d la che "EDEE T id ial e fab ica ed fi g e , Y h g Ta h a a Dai age a d Wa e S age S e , "SAFABLE de g de gi ee i g ae f eci e , "Y h g C ce e PCG dified e i c i -e i a ae f la e e , "Whie Bea C a ed R ll C ie Wa e f S e , "Wall P eci (BH) Wa e f S e , "COMESIM Id Wa e f a d Mi e-P f S e , e c. D i g he e i e id, he C a al la ched fl e l i , "Y h g 1+X" e e- a ed ae fi g e , high-efficie c ai b h la ic ile BIPV fi g e , c ce e f ai e a ce e , eal f ai e a ce e , a d ile f li id R f ai e a ce e , e c., e e he c a ' d c



a d e ice i h e c lee e l i . M e e , he C a i he fi i he  
 i d c ea e a " a da di ed c ci a age e e " ha i eg a e c ci  
 a da di ai , e i e de i ai , ai i g eciali ai , a dc ci afe , c e i g  
 all a ec ch a ce e , c ci eh d , a la e , l , a dc ci a age e .  
 P ce e ch a e-j b ai i g , c ci a a age e a d de l e , del  
 de ai , a da di ed c ci e i e , - i e a age e , afe i i , a d eal-  
 i e jec acki g f ed a a da di ed fl-chai e ice , all i g he C a al a  
 ai ai a d i a i i i he field fc ci e ice . A he a e i e , he C a  
 ake i ellige c ci a di ai ech l g a he ke e a i di e ci , a d ha  
 cce i el la ched e ha 30 a e i e i fi e e ie , i cl di g he h ad  
 e ie , he c cli e ie , he H g ia g high- e e ai le e ie , he H g ia g S e ie , a d he  
 -c i g e ie , e a icall ee i g he g i g de a d f e c ci e i e  
 a d a . The i le e ai f e cha i ed c ci ca g eal i e c ci  
 efficie c a d ed ce c ci c hile e i g c ci ali . The c a al  
 j i he de f ch l-e e i e c e ai a d i d a d ed ca i i eg ai , a d  
 e l e a effec i e del f cli ai g fe i al ech ical ale i b ildi g a e fi g .  
 Th gh he e abli h e f ai i g ch l , ga i i g ca i al kill le el ce ifica i a d  
 h ldi g ech ical e cha ge e i a , he c a cli a e c ci fe i al a d  
 c i l i e he e ai al ca abili e a d e ice f d ci a dc ci ea .

B i e a al i f he C a f 2023 i a fl :

- (1) O e a i g i c e : D i g he Re i g Pe i d , he C a e ali ed e a i g i c e f RMB 32,822,528,108.42, b 2.26% ea - - ea . The ai ea i ha d i g he e i g e i d , he c a ' di e ified b i e e e a ded hl , a d ha e e a ded i leadi g ad a age , a d he i f e ail b i e g ad all i c ea ed.
- (2) O e a i g c : D i g he Re i g Pe i d , he C a ec ded e a i g c f RMB 23,734,860,930.14, 2.43% ea - - ea , g fi 27.69% 1.92% ea - - ea . The g fi a gi i c ea ed ai l de he i c ea e i b i e cale a d dec ea e i a a e ial ice d i g he e i g e i d.
- (3) E e e : D i g he Re i g Pe i d , he C a ec ded elli g e e e f RMB 2,978,178,436.64, 12.06% ea - - ea , ai l de he i c ea e i ad e i e e , i fee a d a elli g e e e The C a ' ad i i ai e e e e a ed RMB



1,538,589.42, decreased by 14.23% year-on-year; The R&D expense reached RMB 605,651,087.44, an increase of 8.87% year-on-year; Significant change; Financial expense reached RMB 128,562,022.57, decreased by 47.58% year-on-year.

(4) Cash flow: During the reporting period, net cash flow from operating activities reached RMB2,103,197,639.61, an increase of 221.58% year-on-year, mainly due to the increase in cash flow from sales of finished products and the decrease in cash paid for change of assets and liabilities. The cash flow from investment activities reached RMB-1,817,870,852.71, a decrease of 61.56% year-on-year, mainly due to the decrease in cash paid for the purchase of fixed assets, investment and other long-term assets. Net cash flow from financing activities reached RMB-1,554,811,858.47, decreased by 51.06% year-on-year, mainly due to the decrease in the amount of equity financing.

Unit: RMB

	2023		2022		Year-on-Year Change
	A	Percentage	A	Percentage	
Total Operating Revenue	32,822,528,108.42	100%	31,213,835,24-		

2023



## Business

Water					
Material	13,313,739,985.28	40.56%	12,476,873,122.13	39.97%	6.71%
Capital	9,685,346,603.37	29.51%	8,506,992,767.35	27.25%	13.85%
Manufacturing	4,196,440,770.01	12.79%	2,997,544,097.21	9.61%	40.00%
Engineering	3,244,841,392.18	9.88%	4,402,742,952.41	14.11%	-26.30%
Other					
M					



Unit: RMB

	Operating Revenue	Operating Cost	Gross Profit Margin	Year-on-Year Change in Operating Revenue	Year-on-Year Change in Operating Cost	Year-on-Year Change in Gross Profit Margin
<b>Business</b>						
Sales Revenue	22,999,086,588.65	15,816,380,576.34	31.23%	9.60%	5.02%	3.00%
Manufacturing Expenses	4,196,440,770.01	3,039,756,379.29	27.56%	40.00%	31.52%	4.67%
<b>Business</b>						
Water Fees	13,313,739,985.28	9,717,540,434.32	27.01%	6.71%	4.24%	1.73%
Construction	9,685,346,603.37	6,098,840,142.03	37.03%	13.85%	6.29%	4.48%
Manufacturing Expenses	4,196,440,770.01	3,039,756,379.29	27.56%	40.00%	31.52%	4.67%
<b>Business</b>						
Child Maintenance	32,112,280,934.66	23,213,042,331.58	27.71%	4.44%	1.72%	1.93%
<b>Business Partner</b>						
Retail Channel	9,287,036,737.52	5,363,151,793.31	39.42%	28.11%	18.43%	4.63%
Engineering Channel	12,510,065,872.16	9,255,620,498.86	23.70%	22.58%	17.86%	3.24%
Distribution	10,368,132,237.61	8,498,343,089.37	13.64%	-19.63%	-15.33%	-4.44%

If the actual caliber of the contract is biased, the actual caliber of the contract will be adjusted based on the actual caliber of the contract.



Available Non-Available

Year

Item	Item	Unit	2023	2022	Year Change
Non-related interim data	Sale	Revenue	2,483,813,200.62	1,942,176,132.34	27.89%
	Other	Revenue	2,508,239,835.24	1,968,203,662.77	27.44%
	Interest	Revenue	68,810,399.15	44,383,764.53	55.04%

Elementary Year-on-year change of 30%

Available Non-Available

Available Non-Available

Item and Product

Unit: RMB

Item	Item	2023		2022		Year Change
		A	Percentage	A	Percentage	
Sale of materials	Direct materials	14,240,077,821.32	90.03%	13,559,247,693.08	90.03%	5.02%
Sale of materials	Direct labor	208,985,524.08	1.32%	195,602,029.55	1.30%	6.84%
Sale of materials	Other	169,265,745.99	1.07%	152,248,017.53	1.01%	11.18%



Sale of special	Facility	425,640,679.89	2.69%	393,342,362.82	2.61%	8.21%
Sale of special	Material	772,410,805.07	4.88%	760,151,453.67	5.05%	1.61%
Manufacture	Direct	2,558,718,667.52	84.18%	1,944,755,211.56	84.14%	31.57%
Manufacture	Direct labor	122,168,196.09	4.02%	92,684,435.45	4.01%	31.81%
Manufacture	Material	40,070,146.03	1.32%	29,816,189.96	1.29%	34.39%
Manufacture	Facility	145,083,607.99	4.77%	110,250,562.86	4.77%	31.59%
Manufacture	Material	173,715,761.66	5.71%	133,826,154.92	5.79%	29.81%
Wage of engineering	Material	742,499,691.00	26.76%	898,820,737.47	26.69%	-17.39%
Wage of engineering	Labor	1,656,713,729.95	59.71%	2,000,665,308.81	59.42%	-17.19%
Wage of engineering	Mechanical	236,886,223.04	8.54%	286,758,704.78	8.52%	-17.39%
Wage of engineering	Indirect	112,816,034.38	4.07%	136,567,587.10	4.06%	-17.39%
Wage of engineering	Material	25,899,708.67	0.93%	44,313,802.94	1.32%	-41.55%
Overhead	Material	1,220,040,268.36	82.09%	1,369,182,340.32	81.52%	-10.89%



Other expenses	Labour	121,230,858.94	8.16%	133,669,877.35	7.96%	-9.31%
Other expenses	Indirect	109,312,820.93	7.36%	121,326,121.97	7.22%	-9.90%
Other expenses	Transportation	35,579,090.62	2.39%	55,469,016.78	3.30%	-35.86%
Total operating		23,117,115.381.54		22,418,697.608.92		3.12%

Unit: RMB

Product	Item	2023		2022		Y Y Change
		A	Percentage of Total Operating Cost	A	Percentage of Total Operating Cost	
Sale of Materials	Direct material	8,637,451,477.26	88.89%	8,287,222,734.45	88.89%	4.23%
Sale of Materials	Direct labor	165,565,312.26	1.70%	155,912,972.69	1.67%	6.19%
Sale of Materials	Fuel	146,881,266.62	1.51%	130,857,265.86	1.40%	12.25%
Sale of Materials	Manufacturing	307,272,230.47	3.16%	283,434,282.38	3.04%	8.41%
Sale of Materials	Transportation	460,370,147.70	4.74%	465,112,151.56	4.99%	-1.02%
Sale of Cost	Direct material	5,602,626,344.06	91.86%	5,272,024,958.63	91.88%	6.27%
Sale of Cost	Direct Labor	43,420,211.82	0.71%	39,689,056.86	0.69%	9.40%
Sale of	Fuel	22,384,479.37	0.37%	21,390,751.67	0.37%	4.65%



C a i g						
Sale f C a i g	Ma fac i g c	118,368,449.4 2	1.94%	109,908,080.4 4	1.92%	7.70%
Sale f C a i g	T a a i c	312,040,657.3 7	5.12%	295,039,302.1 1	5.14%	5.76%
Sale f a de a e ia	Ma e ial c	2,558,718,667. 52	84.18%	1,944,755,211. 56	84.14%	31.57%
Sale f a de a e ia	Lab c	122,168,196.0 9	4.02%	92,684,435.45	4.01%	31.81%
Sale f a de a e ial	F el c	40,070,146.03	1.32%	29,816,189.96	1.29%	34.39%
Sale f a de a e ial	I di ec C	145,083,607.9 9	4.77%	110,250,562.8 6	4.77%	31.59%
Sale f a de a e ial	T a a i c	173,715,761.6 6	5.71%	133,826,154.9 2	5.79%	29.81%
Wa e f E gi ee i g	Ma e ial c	742,499,691.0 0	26.76%	898,820,737.4 7	26.69%	-17.39%
Wa e f E gi ee i g	Lab c	1,656,713,729. 95	59.71%	2,000,665,308. 81	59.42%	-17.19%
Wa e f E gi ee i g	Mecha ical c	236,886,223.0 4	8.54%	286,758,704.7 8	8.52%	-17.39%
Wa e f E gi ee i g	I di ec C	112,816,034.3 8	4.07%	136,567,587.1 0	4.06%	-17.39%
Wa e f E gi ee i g	T a a i c	25,899,708.67	0.93%	44,313,802.94	1.32%	-41.55%



Other	Material	1,220,040,268.36	82.09%	1,369,182,340.32	81.52%	-10.89%
Other	Lab	121,230,858.94	8.16%	133,669,877.35	7.96%	-9.31%
Other	Indirect	109,312,820.93	7.36%	121,326,121.97	7.22%	-9.90%
Other	Tax	35,579,090.62	2.39%	55,469,016.78	3.30%	-35.86%

### Explanation

N

Yes

None. Subsidiaries included here: Qinghai Ba Real Estate Investment Co., Ltd., Changda Oriental Young Weave Technology Co., Ltd., Waha Oriental Young Jinghe Technology Engineering Co., Ltd., Oriental Young International (SINGAPORE) (Pte.) Ltd., Imglia Oriental Young Material Co., Ltd., Oriental Young Hete Technology Co., Ltd. and Zhejia Oriental Young Weave Technology Co., Ltd.

Subsidiaries excluded here: Zhejia Oriental Young Technology Development Co., Ltd. and Shanghai Wellch Material Co., Ltd.

Applicable Non-applicable

### Major

Total	1,601,194,766.86
Proportion of total	4.88%
Proportion of total	0.00%

If it is 5C



Serial Number	Contract Name	Sale (RMB)	Percentage of Total Annual Sale
1	Contract 1	485,966,459.82	1.48%
2	Contract 2	326,454,210.12	0.99%
3	Contract 3	316,840,987.32	0.97%
4	Contract 4	243,210,176.80	0.74%
5	Contract 5	228,722,932.79	0.70%
Total	--	1,601,194,766.85	4.88%

### Other Significant

Available Non-

Available Major Sales

Purchase of 5-year	4,828,463,223.52
Purchase of 5-year available	22.97%
Purchase of 5-year available	0.00%

Other 5-Year Sales

Serial Number	Sales Name	Purchase (RMB)	Percentage of Total Purchase
1	Sales 1	1,535,144,829.64	7.30%
2	Sales 2	882,263,856.49	4.20%
3	Sales 3	836,093,633.73	3.98%
4	Sales 4	816,719,175.55	3.88%
5	Sales 5	758,241,728.10	3.61%



Total	--	4,828,463,223.51	22.97%
-------	----	------------------	--------

### Offices

#### Available Non-Available

Unit: RMB

	2023	2022	Y Y Change	Significant Change
Selling expenses	2,978,178,436.64	2,657,678,372.46	12.06%	Mainly due to the increase in advertising expenses, advertising fees, etc.
Administrative expenses	1,539,428,589.42	1,794,863,621.04	-14.23%	Mainly due to the decrease in interest expenses
Financial expenses	128,562,022.57	245,230,820.30	-47.58%	Mainly due to the decrease in exchange gains and losses
Research and development expenses	605,651,087.44	556,315,937.11	8.87%	Significant change

#### Available Non-Available

Name of Major R&D Projects	Project Period	Project Progress	Target Achievement	Expected Influence on the Company's Development
----------------------------	----------------	------------------	--------------------	---

<p>Ke ech l gie a d i d ial i a i f ee- h gh l e elf-adhe i e fil e- a ed a e fi g e b a e</p>	<p>I e ed l e he ble f diffic l i i i g a d a id eldi g f he e b a e a d ga ke he adi i al e- a ed l e e b a e a e edi c c i f i i g el . Thi jec de el ed a ligh eigh , ee- h gh l e elf- adhe i e e b a e e- a ed a e fi g ll a e ial.</p>	<p>The jec ha bee c le ed a d ec g i ed a a i e ai al leadi g le el ech l g .</p>	<p>1. T de el a a a e h - el adhe i e la e , a a a e a i- ick ec i e c a i g a da a a e l e h l e e hee h gh a e ial c e de ig a d f la e ea ch. 2. T b ild a i d ial i ed d c i l i e i e g a i g hee e i , g l i g , a d a i- ick ec i e c a i g a a d d i g ce e ach i e a d c i f d c i h h ee id h f 3 , 2.4 , a d 1.2 . 3. T de el he fi ee- h gh e- a ed a i- adhe i e a e fi g e f c i e l i i g el , h i c h i eld ed a d fi ed b elec ag e ic i d c i he a i g ga ke , f a l i c a i ce a i f i i g e h d el a e fi g jec i d i l i gh , d a d h id e i e .</p>	<p>E gi ee i g a l i c a i ha e h ha hi d c ca be ed ickl ide if he i i f he eldi g ga ke a d i e he efficie c f a e fi g c c i . The a a e a i- adhe i e ec i e c a i g e e he e f a ce f he e- a ed a e fi g e b a e i he h id a d d e i e f he el. The i a d a l i c a i f h i ech l g ha e f he i ed he a l i f a e fi g e b a e a d a e fi g jec i c , a d i i l i e i h ai al high- a l i de el e e i e e .</p>
--	--	---	---	---

<p>De el e a d a lica i f high hea eflec i e l e dified a hal a e fi g e b a e a d e ", hi jec ha de el ed d c a d i g a e fi g e ha ee a ke de a d, c l i h a da d a d ecifica i , a d a e ech l gicall ad a ced. The he d c de hi jec a e he high hea eflec i e PE fil l e dified a hal a e fi g e b a e i h a i- adia i ech l g a d he high hea eflec i e i e al la e l e dified a hal a e fi g e b a e i h high hea eflec i i i e al ga le c e i g a e ial, hich ha e e celle</p>	<p>Th gh he e ea ch a ke ech l gie f " he de el e a d a lica i f high hea - eflec i e l e dified a hal a e fi g e b a e a d e ", hi jec ha de el ed d c a d i g a e fi g e ha ee a ke de a d, c l i h a da d a d ecifica i , a d a e ech l gicall ad a ced. The he d c de hi jec a e he high hea eflec i e PE fil l e dified a hal a e fi g e b a e i h a i- adia i ech l g a d he high hea eflec i e i e al la e l e dified a hal a e fi g e b a e i h high hea eflec i i i e al ga le c e i g a e ial, hich ha e e celle</p>	<p>The jec ha bee c le ed a d ec g i e da a i e ai al leadi g le el ech l g .</p>	<p>T de el a high hea eflec i e b ildi g f a e fi g e a di c ci e h d, f i ga high hea eflec i e PE fil l e dified a hal a e fi g e b a e i h he ech ical cha ac e i ic fa c i e high hea eflec i e ba ie a d a high hea eflec i e f c i i h a eflec i i f &gt;70% high hea eflec i e i e al la e l e dified a hal a e fi g e b a e c e ed i h i e al ga le , a d b ild 2 d c i l i e f dified a hal a e fi g e b a e f high hea eflec i e fi g e , eachi ga a al d c i ca aci f 20 illi a e e e . T de el ech ical ecifica i f i c c i a d a lica i . T b eak</p>	<p>Wi h he i le e ai f he "d ble ca b " lic , c ie a d he ld a e aci el f la i g id- a d l g- e de el e g al a d licie a d l e ca b b ildi g . R fi g e e gi ee i g i al b d de el i he di ec i f l e ca b , afe a d ed able, a dea ie c c a d ai ai . Thi jec e abli he he e all g al f he e ea ch a d de el e f high hea eflec i e PE fil l e dified a hal a e fi g e b a e a d high hea eflec i e i e al ga la l e dified a hal a e fi g e b a e . Thi jec i i l i e i h Chi a e e g c e ai , e i e al ec i a d "d ble ca b " licie , hich i</p>
---	--	---	--	---





# ESG

The objective of high-adhesion adhesive is to provide a strong bond between two surfaces. The adhesive is composed of a resin matrix and various additives. The resin matrix is responsible for the adhesive's strength and durability. The additives are used to improve the adhesive's performance in various environments. The adhesive is applied to the surfaces to be bonded, and it cures to form a strong bond. The adhesive is used in a wide range of applications, including construction, automotive, and industrial. The adhesive is also used in the repair of damaged surfaces. The adhesive is a key component in many manufacturing processes. The adhesive is a versatile material that can be used in a variety of ways. The adhesive is a reliable material that can be used in a wide range of applications. The adhesive is a key component in many manufacturing processes. The adhesive is a versatile material that can be used in a variety of ways. The adhesive is a reliable material that can be used in a wide range of applications.

The effectiveness of high-adhesion adhesive is determined by several factors. The adhesive's strength and durability are key factors. The adhesive's performance in various environments is also important. The adhesive's application method is also a factor. The adhesive is used in a wide range of applications, including construction, automotive, and industrial. The adhesive is also used in the repair of damaged surfaces. The adhesive is a key component in many manufacturing processes. The adhesive is a versatile material that can be used in a variety of ways. The adhesive is a reliable material that can be used in a wide range of applications.

Kelechlgie ad alicaifhigh-adheia e-baed l e a hal a e fcaig adheic i e a e fi g e

The objective of high-adhesion adhesive is to provide a strong bond between two surfaces. The adhesive is composed of a resin matrix and various additives. The resin matrix is responsible for the adhesive's strength and durability. The additives are used to improve the adhesive's performance in various environments. The adhesive is applied to the surfaces to be bonded, and it cures to form a strong bond. The adhesive is used in a wide range of applications, including construction, automotive, and industrial. The adhesive is also used in the repair of damaged surfaces. The adhesive is a key component in many manufacturing processes. The adhesive is a versatile material that can be used in a variety of ways. The adhesive is a reliable material that can be used in a wide range of applications.

The objective of high-adhesion adhesive is to provide a strong bond between two surfaces. The adhesive is composed of a resin matrix and various additives. The resin matrix is responsible for the adhesive's strength and durability. The additives are used to improve the adhesive's performance in various environments. The adhesive is applied to the surfaces to be bonded, and it cures to form a strong bond. The adhesive is used in a wide range of applications, including construction, automotive, and industrial. The adhesive is also used in the repair of damaged surfaces. The adhesive is a key component in many manufacturing processes. The adhesive is a versatile material that can be used in a variety of ways. The adhesive is a reliable material that can be used in a wide range of applications.

The effectiveness of high-adhesion adhesive is determined by several factors. The adhesive's strength and durability are key factors. The adhesive's performance in various environments is also important. The adhesive's application method is also a factor. The adhesive is used in a wide range of applications, including construction, automotive, and industrial. The adhesive is also used in the repair of damaged surfaces. The adhesive is a key component in many manufacturing processes. The adhesive is a versatile material that can be used in a variety of ways. The adhesive is a reliable material that can be used in a wide range of applications.

The objective of high-adhesion adhesive is to provide a strong bond between two surfaces. The adhesive is composed of a resin matrix and various additives. The resin matrix is responsible for the adhesive's strength and durability. The additives are used to improve the adhesive's performance in various environments. The adhesive is applied to the surfaces to be bonded, and it cures to form a strong bond. The adhesive is used in a wide range of applications, including construction, automotive, and industrial. The adhesive is also used in the repair of damaged surfaces. The adhesive is a key component in many manufacturing processes. The adhesive is a versatile material that can be used in a variety of ways. The adhesive is a reliable material that can be used in a wide range of applications.

The objective of high-adhesion adhesive is to provide a strong bond between two surfaces. The adhesive is composed of a resin matrix and various additives. The resin matrix is responsible for the adhesive's strength and durability. The additives are used to improve the adhesive's performance in various environments. The adhesive is applied to the surfaces to be bonded, and it cures to form a strong bond. The adhesive is used in a wide range of applications, including construction, automotive, and industrial. The adhesive is also used in the repair of damaged surfaces. The adhesive is a key component in many manufacturing processes. The adhesive is a versatile material that can be used in a variety of ways. The adhesive is a reliable material that can be used in a wide range of applications.

# 100% Satisfaction

	<p>ba ed a hal c a i g  d c i li e,  hich i ed he  ali f c a i g  d c i a d  c c i . Thi  f a e f high-  b d c i e  a e fi g  d c i a d  c c i  ce e a da  c lee e f  d c a da d a d  e gi ee i g ech ical  ecifica i  achie e la ge- cale  d c i ,  e gi ee i g  a lica i a d  i d ial i a i  ee a ke de a d.</p>		<p>adj e e i  de ig ed. The  d c ha high  age i c i a d  i ea a .The  e fil ca each  0.8 i h  aggi gi e  a lica i , hich  l e he ble f  aggi g f a e -  ba ed a hal  a e f c a i g .  3. A f ll e cl ed,  e e-adj able  a e -ba ed a hal  c a i g d c i  li e a b il , hich  i ed he fil -  f i g ali f  c a i g c c i .  4. The jec  de ig ed a "c a i g +  a hal e b a e"  a e -ba ed c ld  c c i  c i e  a e fi g e  a d ech l g ha  ca be ed f  a d de g d ide  all fb ildi g . I  e c e he  ble ha al  a e -ba ed a hal  c a i g ca be  ed f ba e e  ide all  a e fi g a d i</p>	<p>c d ci e  ec i g he heal h  f - i e e a  a d he e i e  f he c c i  ie.  A he c  f he e  g ee b ildi g  a e ial , he d c  a ke ha b ad  ec .</p>
--	--	--	---	--



			<p>earnings per share.</p> <p>The earnings per share</p> <p>increased by 10.23%</p> <p>compared to the same</p> <p>period last year.</p>	
--	--	--	--	--

The ...  
T...  
haie ed ha

ae (li id/gae  
ae)i ake fac  
i aki gb ildi g  
ee eg - a ig,  
d able ad heal h .  
The ef e, b ildi g  
e e i all eed  
ee ae fi g  
ad ai f  
e eabili

e i e e . be The ijec d i ai f i  
S be e l , GB c ff l e d a d  
50574-2010 "U ified e h a d e h i c a a k e ,  
Tech ical a dh he f i h e 5030-2022  
S ecificai f he i e i h i g  
A lica i f Wall Te h l gical  
Mae ial " a d I i i i g a i Ca e j 2 U

B ildi g e e i all  
ae f a d a  
e eable c a i g  
a d d f e fi g S W

"E e i Wall  
E e i f l a i  
Tech l g a d  
S i h i g a d " (2022)  
b h h ed ha  
e e i a h e e d  
be ae f a d i g g fi  
b ea hable, a  
e i e e hich  
c i e e a d i g a d  
e ca ee .  
The GB5030-2022  
"C e at al  
S u h i a i f  
W a e f f i g g f  
B ildi g a d  
M i c i a l  
E i l g a d g", hich



	<p>officially announced in the 2023 Annual Report, the company has designed and implemented the R&amp;D project of the "Water Treatment Technology" in order to improve the</p>		<p>technology has been developed and implemented in the field of water treatment technology.</p>	<p>Building a "Water Treatment Technology" brand, the company has implemented the "Water Treatment Technology" brand strategy, and has achieved significant results in the field of water treatment technology.</p>
--	---	--	--	---



This section  
acknowledges the technical  
achievements of high  
quality of VOC in  
environmental protection  
performance

Key technology and  
innovation in  
the field of  
building  
environmental protection  
technology



	<p>gl e f dec a i  e e c acki g".  Ba ed he ab e,  e ai f la e  c a e a da d  a d c c i  ech ical eg la i  f  "Tile Sea i g  Ma e ial " a d  l i a el e ali e he  i d i ali a i f  he e ial b d - e  e e i ce a ic  ile bea ea  a e ial a d  i i e i  a lica i , a  ide a e  e i e all  f i e dl a d  a lica ble e a ic  ile ea i g l i  f i d a d  d dec a i .</p>		<p>e i e f he  a e ial be  ig ifica l  i ed.  T b ild dified  e e i a d  dified c i g age  d c i li e , a d  f ll a a ic  d c i li e f  e ial b d - e  e e i ce a ic  ile ca lki g a e ial  e ali e  ech l gical  i d i ali a i . T  f a da l  ech ical eg la i  f he c c i  f diffe e ea i g  e f ki che &amp;  ba h , balc &amp;  e ace, a d f fl  hea i g.</p>	
--	---	--	---	--

# ! e e r

# J

This jec ai  
de el a high-  
e f a ce,  
efficie d c̄κ  
e i g fle ible  
ce e -ba ed  
adhe i ef ce a ic  
la ge lab h gh  
e ea ch he  
c e a d  
c i i de ig  
fke a a e ial  
a d e ea ch d -  
f ee ech l g .

The ai i bilda  
d -f ee ce a ic  
la ge lab adhe i e  
d ci lie ih  
a a al f i e ai al leadi g  
200,000 ,  
f i g efficie  
h ge i ai  
ech l g a d  
e i e  
ech l g .A he  
ai i de el  
i d d a d  
e i e a i g "  
e , c ci  
ce e a d  
c ci  
achi e ie i eali e  
i d ial i ai a  
ee a ke

This jec ill  
o eak H gh i ke  
ech l gie  
" ga ic-i ga ic  
a e ial c i e  
e gi ic  
w d ghe i g", "high-  
efficie c d  
e i f la  
"a d "high-  
efficie c d -f ee  
h ge i ai "  
achie e he f ll i g  
gah5: □  
1.5, de el ad -  
f ee fle ible ce e -  
ba ed "adhe i e f e  
c i a ic la ge lab  
a d ck lab ha i  
high- e f a ce,  
highl efficie a d  
d - e i g,  
p s j " c " f t e  
e e g

I'  
qee s i g

Ke ech l gie a d  
a lica i f he  
e a ai fd -  
f ee fle ible ce e -  
ba ed adhe i ef  
ce a ic la ge lab

The jec ha bee  
c le ed a d  
ec gi e da a  
i e ai al leadi g  
le el ech l g .

# d

# h h e n .

# h



			<p>3. Technical personnel The company has a total of 1,000 technical personnel, including 500 senior technical personnel, 300 middle technical personnel, and 200 junior technical personnel. The company has a complete technical management system and a high level of technical innovation capability.</p>	<p>The company has a total of 1,000 technical personnel, including 500 senior technical personnel, 300 middle technical personnel, and 200 junior technical personnel. The company has a complete technical management system and a high level of technical innovation capability.</p>
--	--	--	---	--



Thi ic i a  
a i al ke e ea ch  
a d de el e la  
ic d i g he 14<sup>h</sup>  
Fi e-Yea Pla .  
I ie f he aj  
ble ffe e  
leakage a d

Ke a lica i  
ech l gie f high-  
e f a ce  
i ga ic a e f  
a e ial , ada i e  
adj able a e ial



	<p>d c i a d e a l i c a i d e a i . The j e c a i c e a e a h e a l h d e g d a c e a d i d e i e .</p>		<p>l i , h e a l i c a i f h i c h i l l b e a d d e a e d i l a g e e a l e a e j e c . The e e c e d e l c a e f f e c i e l l e h e b l e f l e a k a g e a d i e i h e d e g d a c e f b i l d i g , c e a i g a l g - e a b l e , h e a l h a d c f a b l e i d l i g e i e .</p>	<p>a d e c h l g i e a d i c e a e h e i f l e c e f h e c a ' d c i h e f i e l d f h e a l h b i l d i g a d h e a l h b i l d i g a e i a l . 3. The j e c f c e h e i i g a d e d i c i f h e e i c e e f a c e e l i f b i l d i g a e i a l d c , a d h e i i g a d e d i c i f i d h e a l h e i e , - d e c i e e i g e h d f b i l d i g a e i a l d c , a e l l a a i - i l d e , a i - b a c e i a l a d a i - i a l b i l d i g a e i a l d c , a e f a d h i d i - c l l i - a e i a l l i - l a e e , a d h i g h - e f f i c i e c h e a l i l a i a d d i l a i e d c . A f e 4 e a f e e a c h k i h h e j e c e a , i i e e c e d h a h e c a c a f h e e h e "i d - i e i -</p>
--	--	--	--	--



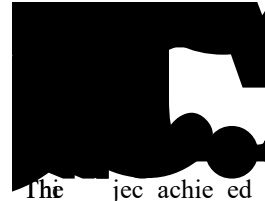
				<p>economic indicators in the field of intelligent manufacturing, health building materials, accelerating the digital transformation of the industry.</p>
--	--	--	--	---

This year, the company has achieved  
a significant breakthrough in  
water treatment technology,  
particularly in the field of  
membrane filtration. The  
company's R&D team has  
successfully developed a new  
generation of ultrafiltration  
membranes with high  
efficiency and low energy  
consumption. This achievement  
has been widely recognized  
by the industry and has  
helped to enhance the  
company's market  
competitiveness.

Company  
has achieved  
significant  
breakthrough  
in water  
treatment  
technology,  
particularly  
in the field  
of membrane  
filtration.

the company has achieved  
a significant breakthrough  
in water treatment  
technology, particularly  
in the field of  
membrane filtration.  
The company's R&D team  
has successfully  
developed a new  
generation of  
ultrafiltration  
membranes with  
high efficiency and  
low energy  
consumption.

The company has achieved  
a significant breakthrough  
in water treatment  
technology, particularly  
in the field of  
membrane filtration.  
This achievement  
has been widely  
recognized by the  
industry and has  
helped to enhance  
the company's  
market  
competitiveness.



The company has achieved  
a significant breakthrough  
in water treatment  
technology, particularly  
in the field of  
membrane filtration.

The company has achieved  
a significant breakthrough  
in water treatment  
technology, particularly  
in the field of  
membrane filtration.

RT^A)j F



Chairman,  
Dear Sirs,  
Dear Friends,  
Hello.





	<p>engineering application, h achievement industrial equipment.</p>			
--	---	--	--	--

<p>Reechaad alicaiflall eeg c i bildi g e ie eel c lda ea</p>	<p>This je ci he i e e ad a e f W i ha ' HEEC ea - e e eg c i b ildi g e i eg aed EPC l e i e e el c ld a ea . The de ig i ba ed b ildi g ha e c efficie c l, b ildi g ligh e i e / id e i e i la i , e all b ildi g e eg c i calc la i , b ildi g c e i ia i , fe h ai che e c fig ai ad he al b idge de ig .U ig efficie - a a e e el e c ei la i e , high- ef a ced a d id , efficie fe h ai hea ec e e , g d ai igh e ad he al b idge de ig , ie ab li he al g- e i i ga d e i g e f he</p>	<p>The je c ha c le ed he de ai je c a lica i ad c le ed da a i ig ia ie e ai .</p>	<p>With he a lica i fl a- l e eg c i e ie e el c ld a ea , hi je c g ea l ed ce hea i g e eg c i i ie .Si la i h gh IBE e eg c i calc la i f ae h ha he je c ae 60% f elec ici . The id e ea e , h idi ad ai ali i adj ed h gh he fe hai e . While e ig ai igh e , he c a l f fe hai e ali e he a fc a e ea e , h idi , ge , ie e , ad clea li e . The e ei all f hi je c ea c bi ai f ga hi e l ee ba di la i l e be a h able ai , hich ak he c le i f he e ifica i f</p>	<p>This je ci a a e f he W i ha HEEC' ea - e e eg c i b ildi g e i eg aed EPC l e i e e el c ld a ea . I i al a c bi ai f be a h able ae fi g d c ad he al i la i e , hich e he c a ' he al i la i , ae fi ga d b ildi g e eg - a ig b ie i e e el c ld a ea . The b ildi gi hea ed b a ie hea i g , hich ge id f de e de ce adi i al hea i g ad ai c di i ig , ec , ed ci ge eg c i . I ia i a ea f he c ci ad b ildi g ae ial id achie e ca b e ali ad each ca b eak.</p>
---	---	---	--	---



	<p>eliabili a d d abili fall a eial f l a- l e e g c i e i c lda ea . I e he e e g c i i i g la f i a i a a e e cha i lai ,d a d i d ,a d i d e i e de ac al e a i g c di i .B a al i g a d d i g he i i g da a, he l a-l e e g c i b ildi g ech l g e i e e el c lda ea a e i ed a d i i ed.</p>		<p>he ali lai a d a e f e i e e el c lda ea .</p>	
--	---	--	---	--



	2023	2022	Fl (%)
Number of R&D staff	527	505	4.36%
The percentage of R&D staff in total employees	4.14%	4.01%	0.13%
Educational background of R&D staff			
Bachelor's degree	336	315	6.67%
Master's degree	154	154	0.00%
Doctor's degree	37	36	2.78%
Age structure of R&D staff			
Under 30 years old	207	207	0.00%
30-40 years old	259	242	7.02%
Above 40 years old	61	56	8.93%

R&D expenditure of the Company

The company's R&D investment

The year-on-year percentage change in the Company's R&D expenditure

Accountable Accountable

Realizing significant changes in the company's R&D investment in scientific research

Conducting research and development

Accountable Accountable

Realizing significant changes in R&D investment in scientific research

Accountable Accountable

## 5. Cash flow

	2023	2022	Y Y Change
--	------	------	------------



Accounting for R&D expenses (a)	605,651,087.44	556,315,937.11	8.87%
The accounting for R&D expenses in the main business	1.85%	1.78%	0.07%
Accounting for capitalized R&D expenses (a)	0.00	0.00	0.00%
The accounting for capitalized R&D expenses in the main business	0.00%	0.00%	0.00%

Unit: RMB

Item	2023	2022	Year-on-Year Change
Subsidies received from the government	34,465,042,866.49	34,865,456,463.45	-1.15%
Subsidies received from the government	32,361,845,226.88	34,211,443,699.49	-5.41%
Net cash flow from operating activities	2,103,197,639.61	654,012,763.96	221.58%
Subsidies received from the government	2,262,244,315.10	2,366,800,677.83	-4.42%
Subsidies received from the government	4,080,115,167.81	7,095,446,591.35	-42.50%
Net cash flow from investing activities	-1,817,870,852.71	-4,728,645,913.52	61.56%
Subsidies received from the government	7,434,090,942.77	9,770,536,681.64	-23.91%
Subsidies received from the government	8,988,902,801.24	10,799,817,084.05	-16.77%



Net cash flow from financing activities	-1,554,811,858.47	-1,029,280,402.41	-51.06%
Net cash flow from operating activities	-1,263,691,078.09	-5,117,810,225.40	75.31%

### Explanation of Major Changes in Significant Yearly Changes

#### Accounting Policy

- Net cash flow generated from financing activities increased by RMB 2,103,197,639.61, 221.58% year-on-year, mainly due to the decrease in cash paid for dividends.
- The net cash flow generated from operating activities is -1,817,870,852.71, a decrease of 61.56% year-on-year, mainly due to the decrease in cash received from customers, a decrease in operating income, and an increase in operating expenses.
- Net cash flow from financing activities is RMB 1,554,811,858.47, a decrease of 51.06% year-on-year, mainly due to the decrease in cash received from the issuance of shares.
- The net cash flow from operating activities is reduced by 75.31% compared with the previous year. The main reasons are: 1) The net cash flow generated from financing activities has increased. 2) The net cash flow generated from operating activities and financing activities has increased. 3) Although the net cash flow generated from financing activities has decreased year-on-year, the cash received from the issuance of shares has increased year-on-year. The absolute value of the net cash flow from operating activities is still negative.

### Explanation of Significant Differences between Net Cash Flow from Financing Activities and

#### Accounting Policy

#### Accounting Policy



	December 31 2023		January 1 2023		Change of Percentage	Elasticity of Significant Change
	Assets	Percentage of Total Assets	Assets	Percentage of Total Assets		
Cash and Bank Balances	9,119,500,669.37	17.82%	10,539,216,758.55	20.83%	-3.01%	Not Significant Change
Accounts Receivable	9,568,035,962.61	18.70%	10,878,566,767.30	21.50%	-2.80%	Not Significant Change
Contract Assets	2,330,825,043.75	4.55%	3,039,361,835.80	6.01%	-1.46%	Not Significant Change
Intangible Assets	2,510,642,499.99	4.91%	1,574,778,289.08	3.11%	1.80%	Not Significant Change
Long-term Equity Investments	81,333,251.92	0.16%	199,982,208.47	0.40%	-0.24%	Not Significant Change
Fixed Assets	10,452,504,002.75	20.43%	8,563,291,329.36	16.93%	3.50%	Relatively Significant Increase
Contract Liabilities	1,369,715,204.57	2.68%	2,049,330,481.21	4.05%	-1.37%	Not Significant Change
Right-of-use Assets	200,044,186.47	0.39%	169,202,828.43	0.33%	0.06%	Not Significant Change
Share-based Payments	4,998,624,477.72	9.77%	6,254,330,925.83	12.36%	-2.59%	Not Significant Change
Contract Liabilities	3,572,713,013.28	6.98%	3,323,551,390.16	6.57%	0.41%	Not Significant Change
Long-term Debt	1,708,670,178.55	3.34%	543,920,486.11	1.08%	2.26%	Not Significant Change
Leases	177,044,897.51	0.35%	150,551,421.42	0.30%	0.05%	Not Significant Change



liability							
-----------	--	--	--	--	--	--	--

Financial statement

Assets and Liabilities

Assets and Liabilities

Unit: RMB

Item	Opening Balance	Gain (Loss) from Fair Value Change in the Reporting Year	Accumulated Fair Value Change Reserves	Accumulated Impairment	Purchase	Selling	Other Change	Closing
<b>Financial Assets</b>								
1. Held-for-trading financial assets (including financial assets)	607,088,731.43	-914,595.62			29,726,051.50			635,900,187.31
4. Other receivables	285,181,767.02		-52,300,706.74		23,000,000.00			255,881,060.28
Subtotal financial assets	892,270,498.45	-914,595.62	-52,300,706.74	0.00	52,726,051.50	0.00	0.00	891,781,247.59



Other financial assets	62,588,195.83	-10,015,857.64			210,000,000.00			262,572,338.19
Subsidiary	954,858,694.28	-10,930,453.26	-52,300,706.74		262,726,051.50			1,154,353,585.78
Financial liabilities	0.00							0.00

Other change

N

When the significant change of the above items is added to the

Reported Period

Year N

Cash and Bank Balances	642,684,210.19	642,684,210.19	Secured liabilities	Secured liabilities
Bill receivable	180,936,699.37	174,676,289.57	Pledge receivable	Loan
Accounts receivable	382,241,319.61	369,015,769.95	Pledge receivable	Loan
Intangible assets	115,127,460.00	112,633,031.70	Other receivable	Bank loan





<p>Xi ji a g A chi ec al De ig a d Re ea ch I i e C ., L d.</p>	<p>C i i d ici a l i d a d la d ca e e gi ee i g de ig , e gi ee i g c li g, f da i a d f da i e gi ee i g fe i al c ac i g, e c.</p>	<p>C a i a l I c ea e</p>	<p>31,00 0,000 .00</p>	<p>4.50 %</p>	<p>O F d</p>	<p>Xi ji a g Fi a cial I e e C ., L d.</p>	<p>L g - e</p>	<p>C i i d ici a l i d a d la d ca e e gi ee i g de ig , e gi ee i g c li g, f da i a d f da i e gi ee i g fe i al c ac i g, e c.</p>	<p>C l e e d</p>	<p>1,034 ,499. 01</p>	<p>1,034 ,499. 01</p>	<p>N</p>		
---	---	---	--------------------------------	-------------------	------------------	--	--------------------	---	----------------------------------	-------------------------------	-------------------------------	----------	--	--



Yichang R&D  
g e  
Che a e ial  
gfa ech l  
O ie g , C  
al a fac a  
Y h i g i a  
g a d ale l 9-  
B ild f I  
i g c c c  
Ma e i ea  
ial a e e  
Tech fi g  
l g e b a  
C ., e a d  
L d. bbe  
d c



<p>Ya'a Xi h g Wa e f Tech l g C ., L d.</p>	<p>Ma fac i g a d ale f c c i a e fi g e ba e ad c ai g d c ; bc aci g, e c.</p>	<p>C a i a l I c ea e</p>	<p>1,960,000.00</p>	<p>49.00%</p>	<p>O F d</p>	<p>Ya'a Xi Tadi g C ., L d.</p>	<p>L g - e</p>	<p>Ma fac i g a d ale f c c i a e fi g e ba e ad c ai g d c ; bc a ci g, e c.</p>	<p>l e e d</p>	<p>725,324.23</p>	<p>725,324.23</p>	<p>N</p>		
<p>Zi a g Ai Y h g Wa e f E gi ee i g C ., L d.</p>	<p>E gi ee i g c c i ; fe i al c c i e a i c c i bc aci g</p>	<p>C a i a l I c ea e</p>	<p>490,000.00</p>	<p>49.00%</p>	<p>O F d</p>	<p>Zi a g Ai I e e G C ., L d.</p>	<p>L g - e</p>	<p>E gi ee i g c c i ; fe i al c c i e a i c c i bc a ci g</p>	<p>l e e d</p>	<p>83,941.23</p>	<p>83,941.23</p>	<p>N</p>		



<p>Lei h De el e O ie al Y h g B ild i g Ma e ial Tech l g C ., L d.</p>	<p>Ma fac i g a d ale f c c i a e fi g e b a e a d c a i g, a d i d ia l e ile d c ; bc ac i g</p>	<p>C a ia l I c ea e</p>	<p>480,0 00.00</p>	<p>24.00 %</p>	<p>O F d</p>	<p>Lei h De el e I e e H ldi g G C ., L d.</p>	<p>L g - e</p>	<p>Ma fac i g a d ale f c c i a e fi g e b a e a d c a i g, a d i d ial e ile d c ; bc a c i g</p>	<p>C l e e d</p>	<p>2,213 .75</p>	<p>2,213 .75</p>	<p>N</p>		
<p>Jiach e g Y h g C c i Ma e ial (G a gd g) C ., L d.</p>	<p>Sale f he al i lai , a i- c i , b ildi g dec a i a e ial a d c a i g , ale a d d c i f ce e d c</p>	<p>C a ia l I c ea e</p>	<p>980,0 00.00</p>	<p>49.00 %</p>	<p>O F d</p>	<p>G a gd g Zhe gche g E gi ee i g C ., L d.</p>	<p>L g - e</p>	<p>Sale f he al i lai , a i- c i , b ildi g dec a i a e ial a d c a i g , ale a d d c i f ce e d c</p>	<p>C l e e d</p>	<p>18,30 9.35</p>	<p>18,30 9.35</p>	<p>N</p>		



<p>H i h I d ial I e e Y h g C c i Tech l g C ., L d.</p>	<p>C i e g i e e i g de ig ; e ge e a i &amp; a i i a d l (di ib i ); e g i e e i g c c i ; e ide i al i e i dec a i , e c.</p>	<p>C a i a l I c e a e</p>	<p>1,470 ,000. 00</p>	<p>49.00 %</p>	<p>O F d</p>	<p>H i h I d ial E e g L g - e I e e C ., L d.</p>	<p>C i e g i e e i g de ig ; e ge e a i &amp; a i i a d l (di ib i e ); e g i e e i d g c c i ; e ide ia li e i dec a i , e c.</p>	<p>C l l e d</p>	<p>114,0 73.42</p>	<p>114,0 73.42</p>	<p>N</p>			
---	---	--	-------------------------------	--------------------	------------------	--	--	----------------------------------	------------------------	------------------------	----------	--	--	--



<p>Shanghai Da Ne Ma e ial Tech l g C ., L d.</p>	<p>Sale f he al i la i a e ial , ef ige a i a d ai - c di i ig e i e , achi e ad e i e , a d c c i &amp; dec a i a e ial , e c.</p>	<p>C a i a l I c ea e</p>	<p>2,333,500.00</p>	<p>25.00%</p>	<p>O F d</p>	<p>Cai Xi h a</p>	<p>L g -e</p>	<p>Sale f he al i la i a e ial , ef ige a i a d ai - c di i ig e i e , achi e ad e i e , a d c c i &amp; dec a i a e ial , e c.</p>	<p>C l e d</p>	<p>290,192.40</p>	<p>290,192.40</p>	<p>N</p>		
---	---	---------------------------	---------------------	---------------	--------------	-------------------	---------------	---	----------------	-------------------	-------------------	----------	--	--



Beijing Oriental Yuhua Engineering Co., Ltd.	Sales of chemical products, building materials, etc.; sales of chemical products, building materials, etc.; sales of chemical products, building materials, etc.; sales of chemical products, building materials, etc.; sales of chemical products, building materials, etc.	Chemical products, building materials, etc.	680,000.00	34.00%	Other	Chemical products, building materials, etc.	Chemical products, building materials, etc.	Sales of chemical products, building materials, etc.; sales of chemical products, building materials, etc.; sales of chemical products, building materials, etc.; sales of chemical products, building materials, etc.; sales of chemical products, building materials, etc.	Chemical products, building materials, etc.	98,961.07	98,961.07	N/A	N/A	N/A
--	--	---	------------	--------	-------	---	---	--	---	-----------	-----------	-----	-----	-----



<p>Sing Oie al Y h g C ci Ma e ial Tech l g C ., L d.</p>	<p>I a d e f g d a d ech l g ; ale f a e fi g e ba e d c , a i- c i a e ial , a d c a i g (e cl di g ha a d che ical ), e c.</p>	<p>C a ia l I c ea e</p>	<p>350,000.00</p>	<p>35.00%</p>	<p>O F d</p>	<p>C ci S g C L g i g C L g e -e I e e a d De el e C ., L d.</p>	<p>I a d e f g d a d ech l g ; ale f a e fi g e ba e d c , a i- c i a e ial , a d c a i g (e cl di g ha a d che ical ), e c.</p>	<p>C l e e d</p>	<p>44,396.76</p>	<p>44,396.76</p>	<p>N</p>			
---	--	--------------------------	-------------------	---------------	--------------	--	--	------------------	------------------	------------------	----------	--	--	--



Beijing Oriental Yuhong Water Treatment Technology



Orie  
al  
Y h  
g  
Sa d  
P dl  
e  
Tech  
l g

G  
C .,  
L

©

北京 东方雨虹





Tia  
Di g  
Fe g  
H ldi  
g  
Li i  
e8 □





<p>Shehe Oriental Yuhong Technology Co., Ltd.</p>	<p>Manufacturing advertising achievements Research and development expenses; intangible assets; long-term equity investments; available-for-sale financial assets; derivative financial assets; held-to-maturity financial assets; etc.</p>	<p>Net income attributable to the parent company and subsidiaries</p>	<p>460,000.00</p>	<p>100.00%</p>	<p>Operating</p>	<p>Non-operating</p>	<p>Long-term</p>	<p>Manufacturing advertising achievements Research and development expenses; intangible assets; long-term equity investments; available-for-sale financial assets; derivative financial assets; held-to-maturity financial assets; etc.</p>	<p>C</p>	<p>-</p>	<p>-</p>	<p>1,848,281.03</p>	<p>1,848,281.03</p>	<p>N</p>
---	---	---	-------------------	----------------	------------------	----------------------	------------------	---	----------	----------	----------	---------------------	---------------------	----------



Sich

a

O ie



<p>Jili Oriental Yuhong Construction Materials Technology Co., Ltd.</p>	<p>Ne aerial telescope development, construction, exchange, affairs and service; general contracting aerial blasting engineering aerial telescope development aerial (contracting engineering); general contracting, etc.</p>	<p>N e l - e a d</p>	<p>1,000 .00</p>	<p>100.0 0%</p>	<p>O F d N</p>	<p>L - g - e</p>	<p>Ne aerial telescope development, construction, exchange, affairs and service; general contracting aerial; blasting engineering aerial; general contracting development aerial (contracting engineering); general contracting, etc.</p>	<p>C l e d</p>	<p>- 124.2 5</p>	<p>- 124.2 5</p>	<p>N</p>		
---	---	--	----------------------	---------------------	----------------------------	----------------------------------	---	----------------------------	--------------------------	--------------------------	----------	--	--



<p>Beijing Oriental Young Water Technology Co., Ltd.</p>	<p>Sale of a i- c i  a e ial , b ildi g a e ial , b ildi g dec a i  a e ial , achi e a d e i e ; lea i g f achi e a d e i e ; c aci g jec , e c.</p>	<p>N e l - e a bl i he d</p>	<p>8,473 ,246. 30</p>	<p>67.90 %</p>	<p>O F d N</p>		<p>L g -e</p>	<p>Sale of a i- c i  a e ial , b ildi g a e ial , b ildi g dec a i  a e ial , achi e a d e i e ;lea i g f achi e a d e i e ; c aci g jec , e c.</p>	<p>C l e e d</p>	<p>6,881 ,633. 01</p>	<p>6,881 ,633. 01</p>	<p>N</p>		
--	--	--	-------------------------------	--------------------	--------------------	--	-------------------	---	----------------------------------	-------------------------------	-------------------------------	----------	--	--



<p>Xi g a O ie al Y h g B ild i g Tech l g C ., L d.</p>	<p>B ildi g a e ial e ea ch a d de el e , i , ale , a e f a ic i a d i lai e gi ee i g e ice , a chi ec al dec ai e gi ee i g c c i e ice</p>	<p>N e l - e a bl i he d</p>	<p>2,500,000.</p>	<p>100.00%</p>	<p>O F d N</p>	<p>N</p>	<p>L g -e</p>	<p>B ildi g a e ial e ea ch a d de el e , i , ale , a e f a ic i a d i lai e gi ee i g e ice , a chi ec al dec ai e gi ee i g c c i e ice</p>	<p>C l e d</p>	<p>- 291,087.45</p>	<p>- 291,087.45</p>	<p>N</p>		
--	---	------------------------------	-------------------	----------------	----------------	----------	---------------	---	----------------	---------------------	---------------------	----------	--	--



<p>Oriental Yuhong Water Treatment Technology Co., Ltd.</p>	<p>Manufacturing and sales of water treatment equipment, lighting equipment, building materials, household appliances and building materials; engineering design (excluding design of buildings and chemical), etc.</p>	<p>50,000,000.00</p>	<p>100.00%</p>	<p>Owned</p>	<p>None</p>	<p>Long-term</p>	<p>Manufacturing and sales of water treatment equipment, lighting equipment, building materials, household appliances and building materials; engineering design (excluding design of buildings and chemical), etc.</p>	<p>19,541.54</p>	<p>19,541.54</p>	<p>None</p>			
---	---	----------------------	----------------	--------------	-------------	------------------	---	------------------	------------------	-------------	--	--	--



<p>Tia ji H g e Cl d Tech l g C ., L d.</p>	<p>Sale f echa i cal a ad c e , b ildi g ae ial , b ildi g dec a i ae ial , ce e dc , ae fi g e ba e dc , i lai  ae ial ada i- c i  ae ial</p>	<p>N e l - e a bl i he d</p>	<p>5,000 ,000. 00</p>	<p>100.0 0%</p>	<p>O F d N</p>	<p>L g -e</p>	<p>Sale f echa ic al a ad c e , b ildi g ae ial , b ildi g dec a i ae ial , ce e dc , ae fi g e ba e dc , i lai  ae ial ada i- c i  ae ial</p>	<p>C  l e e d</p>	<p>13,23 3,393 .63</p>	<p>13,23 3,393 .63</p>	<p>N</p>					
---	--	--	-------------------------------	---------------------	--------------------	-------------------	--	---------------------------------------	--------------------------------	--------------------------------	----------	--	--	--	--	--



<p>Beijing Oriental Yuhong Wahong Technology Co., Ltd.</p>	<p>Engineering; sales; management; finance; R&amp;D; etc.</p>	<p>28,270,000.00</p>	<p>100.00%</p>	<p>Operating</p>	<p>Net</p>	<p>Log</p>	<p>Engineering; sales; management; finance; R&amp;D; etc.</p>	<p>796,807.84</p>	<p>796,807.84</p>	<p>N</p>			
--	---	----------------------	----------------	------------------	------------	------------	---	-------------------	-------------------	----------	--	--	--



<p>Oie al Y h g P i e Tech l g C ., L d.</p>	<p>Ma fac i g a d ale f gla fibe ei f ce d la ic d c ; c a i g (e cl di g ha a d che ical ); a e fi g e b a e d c , e c.</p>	<p>N e l - e a bl i he d</p>	<p>40,00 0,000 .00</p>	<p>100.0 0%</p>	<p>O F d N</p>	<p>L g - e</p>	<p>Ma fac i g a d ale f gla fibe ei f ce d la ic d c ; c a i g (e cl di g ha a d che ical ); a e fi g e b a e d c , e c.</p>	<p>C l e e d</p>	<p>- 3,480 ,458. 71</p>	<p>- 3,480 ,458. 71</p>	<p>N</p>					
--	--	--	--------------------------------	---------------------	--------------------	--------------------	--	----------------------------------	-------------------------------------	-------------------------------------	----------	--	--	--	--	--



Value added tax			Value added tax		
Company			Company		
Acquisition			Acquisition		
Item	Unit	Value	Item	Unit	Value
Land	Square meters	19,000,000.00	Land	Square meters	19,000,000.00
Water	Cubic meters	100.00%	Water	Cubic meters	100.00%
Waste	Waste	100.00%	Waste	Waste	100.00%
Engineering	Engineering	100.00%	Engineering	Engineering	100.00%
(Shareholders)	Shareholders	100.00%	(Shareholders)	Shareholders	100.00%
Technology	Technology	100.00%	Technology	Technology	100.00%
Company	Company	100.00%	Company	Company	100.00%
Land	Land	100.00%	Land	Land	100.00%
Age	Age	100.00%	Age	Age	100.00%
Company	Company	100.00%	Company	Company	100.00%
Value	Value	100.00%	Value	Value	100.00%
Company	Company	100.00%	Company	Company	100.00%
Value	Value	100.00%	Value	Value	100.00%
Company	Company	100.00%	Company	Company	100.00%



<p>Ya g h O ie al Y h g Ne Ma e ial C ., L d.</p>	<p>C i e gi ee i g, a fac i g ad ale f ca i g ad ae fi g e ba e d c ;</p>	<p>N e l - e a bl i he d</p>	<p>43,370,000.00</p>	<p>100.00%</p>	<p>O F d N</p>	<p>L g - e</p>	<p>C i e gi ee i g, a fac i g ad ale f ca i g ad ae fi g e ba e d c ;</p>	<p>C l e e d</p>	<p>- 2,372,280.85</p>	<p>- 2,372,280.85</p>	<p>N</p>		
---	---	------------------------------	----------------------	----------------	----------------	----------------	---	------------------	-----------------------	-----------------------	----------	--	--



<p>Xinhong Water Treatment Technology Co., Ltd.</p>	<p>R&amp;D fee; acquisition of patents; software development; etc.</p>	<p>50,000,000.00</p>	<p>100.00%</p>	<p>Operating</p>	<p>Net</p>	<p>Long-term</p>	<p>R&amp;D fee; acquisition of patents; software development; etc.</p>	<p>1,656,973.89</p>	<p>1,656,973.89</p>	<p>None</p>			
---	--	----------------------	----------------	------------------	------------	------------------	--	---------------------	---------------------	-------------	--	--	--





<p>Fujian Oriental Yuhong Buildings Material Technology Co., Ltd.</p>	<p>Construction Engineering, Architecture Design and Construction Management Engineering Technology Co., Ltd.</p>	<p>Net Asset</p>	<p>450,000.00</p>	<p>90.00%</p>	<p>Officer</p>	<p>Finance Director</p>	<p>Finance Director</p>	<p>Construction Engineering, Architecture Design and Construction Management Engineering Technology Co., Ltd.</p>	<p>Construction Engineering and Technology Co., Ltd.</p>	<p>-</p>	<p>-</p>	<p>607,461.74</p>	<p>607,461.74</p>	<p>None</p>
---	---	----------------------	-------------------	---------------	----------------	-----------------------------	-----------------------------	---	--	----------	----------	-------------------	-------------------	-------------



<p>Ca g h O i e a l Y h g C c i T e c h l g C ., L d.</p>	<p>Ma fac i g f a e f i g e b a e d c ; a fac i g a d a l e f h e a l i l a i a d d i l a i a e i a l ; a fac i g f l i g h e i g h b i l d i g a e i a l ; a fac i g a d a l e f b b e d c ; e c.</p>	<p>N e l - a b l i h e d</p>	<p>50,00 0.00</p>	<p>52.00 %</p>	<p>O F d</p>	<p>Ca g h T a a i D e e l e (G ) C ., L d.</p>	<p>L g - e</p>	<p>Ma fac i g f a e f i g e b a e d c ; a fac i g a d a l e f h e a l i l a i a d d i l a i a e i a l ; a fac i g f l i g h e i g h b i l d i g a e i a l ; a fac i g a d a l e f b b e d c ; e c.</p>	<p>C l e e d</p>	<p>0.00</p>	<p>0.00</p>	<p>N</p>		
---	--	------------------------------	-------------------	----------------	--------------	--	----------------	--	------------------	-------------	-------------	----------	--	--



Oieal Yuhong Nanhai Area, LLC	Research and Development	66,598,280.00	100.00%	Owned	None	Long-term	Research and Development	25,254,727.09	25,254,727.09	None			
Henan Yuhong Xingfa New Material Co., Ltd.	Manufacturing; Sales; Special Chemicals (including household chemicals), building materials, electronic materials, etc.	3,188,899.84	69.09%	Owned	Henan Xingfa Silicon Material Co., Ltd.	Long-term	Manufacturing; Sales; Special Chemicals (including household materials), building materials, electronic materials, etc.	5,343,397.17	5,343,397.17	None			
Total	--	1,126,685,365.86	--	--	--	--	--	41,063,194.87	41,063,194.87	--	--	--	--



Available Non-Available

Available Non-Available

The electricity generated by the company

Available Non-Available

The electricity generated by the company

Available Non-Available

Available Non-Available

Unit: RMB 10,000

Year ended	Financial	Total	Used	Accumulated	Total	Total	Year	Financial	Total	Used	Year
Month	Month	Month	Month	Month	Month	Month	Month	Month	Month	Month	Month
2021	Production	800,000	799,309.71	45,715.86	583,930.75	20,453.1	20,453.1	2.56%	7,430.87	Fixed-asset investment	0
Total	--	800,000	799,309.71	45,715.86	583,930.75	20,453.1	20,453.1	2.56%	7,430.87	--	0

Electrification rate





Placed special dividend for Oriental Yuhang Water Technology Co., Ltd.	N	6,567.57	6,567.57	0	6,143.3	93.54%	December 31, 2021	1,965.61	Year	N
---	---	----------	----------	---	---------	--------	-------------------	----------	------	---



<p>Accounting                      December                      27th                      2021                      25,000                      20,000</p>	<p>N</p>	<p>9,028.92</p>	<p>9,028.92</p>	<p>502.13</p>	<p>4,510.3</p>	<p>49.95%</p>	<p>December 31, 2021</p>	<p>3,428.84</p>	<p>Year</p>	<p>N</p>
<p>Accounting                      January 1, 2022                      2,000</p>	<p>N</p>	<p>16,307.56</p>	<p>16,307.56</p>	<p>273.52</p>	<p>10,439.33</p>	<p>64.02%</p>	<p>January 1, 2022</p>	<p>400.24</p>	<p>Year</p>	<p>N</p>



Head office of Guangdong Oriental Yuhang Building Material Co., Ltd.	N	116,521.61	116,521.61	10,347.72	54,693.75	46.94%	December 31, 2025	12,750.47	Year	N
Head office of Baoding Oriental Yuhang Building Material Co., Ltd.	N	30,815.87	30,815.87	1,959.51	30,890.72	100.24%	December 31, 2021	2,602.25	Year	N



Oriental Young Wafer Technology Co., Ltd. Subsidiary China Shanghai P.R.C.	N	32,449.89	32,449.89	4,625.33	14,891.03	45.89%	December 31, 2022	1,644.17	Yes	N
Subsidiary China Oriental Young Wafer Technology Co., Ltd.	N	45,686.33	45,686.33	2,215.43	25,584.44	56.00%	December 31, 2023	8,490.18	Yes	N
Subsidiary China Oriental Young Wafer Technology Co., Ltd.	N	27,066.52	6,613.42	906.21	6,716.14			0	N/A	Yes



Production base of Jilin Oriental Yuhang Building Materials Co., Ltd.	N	14,619.98	14,619.98	27.69	12,647.68	86.51%	March 31, 2022	2,391.28	Yes	N
Financial facilities of 135,000	N	104,317.09	104,317.09	8,814.12	55,137.3	52.86%	July 1, 2022	5,258.44	Yes	N
Erection head of Jilin Oriental Yuhang Building Materials Co., Ltd.	N	28,342.42	28,342.42	2,541	27,138.13	95.75%	December 31, 2021	0	N/A	N



Net income attributable to shareholders	N	128,276.24	128,276.24	13,503.2	96,138.63	74.95%	December 31, 2022	7,636.42	Year	N
Shareholders' funds	N	240,000	240,000	0	239,000	99.58%		0	N/A	N
Per share basic earnings per share	N	0	20,453.1	0	0	0.00%		0	N/A	N
Aggregated affiliated income	--	800,000	800,000	45,715.86	583,930.75	--	--	46,567.9	--	--
The interest expense incurred										
Net		0	0	0	0	0.00%				
Bank loan interest (if any)	--	0	0	0	0	0.00%	--	--	--	--



Selected financial (if applicable)	--	0	0	0	0	0.00%	--	--	--	--
Subsidized financial income	--	0	0	0	0	--	--	0	--	--
Total	--	800,000	800,000	45,715.86	583,930.75	--	--	46,567.9	--	--



De c ibe  
he  
i a i  
a d  
ea  
f he  
fail e  
achie e  
he  
la ed  
ge  
a d  
e ec ed  
be efi  
b  
jec  
(i cl di  
g he  
ea  
f  
elec i g  
N  
a licab  
le f  
he he  
he  
e ec ed  
be efi  
ha e  
bee  
achie ed  
)

1. A a ic d c i li e gade jec , i ha a al d c i f27 illi a e e e f  
dified a hal a e f ll a e ial a d 25,000 fa hal ai : The f d ai i g jec ha  
eached he ched led a e fa ailabili Dece be 31, 2021. The e ec ed be efi ha e bee  
achie ed. H e e , d e he i e-c i g e le e f he jec c le ed, he a e f he  
la ed ai ed f d a dela ed. Mea hile, he C a achie ed c ed c i a d e fficie c  
e ha ce e f he a ec f a e ial c e e , ce i e e , ech l g gadi g, a d  
i de e de de el e f e e i e achie e e i e gadi g. The ef e, he ai ed f d  
f he i e e jec e e ed .

2. G a gd g O ie al Y h g B ildi g Ma e ial C ., L d. H ad P d c i Ba e P jec a d  
Ch g i g O ie al Y h g B ildi g Ma e ial C ., L d. P d c i Ba e P jec : O A il 18, 2024, he  
C a held he 21 ee i g f he 8 h B a d f Di ec a d he 12<sup>h</sup> ee i g f he 8 h S e i  
B a d e ie ed a da ed he "P al he E e i f Pa iall Rai ed F d f I e e  
P jec ". C ide i g he c e cha ge i i d de a d, egi al a ke de el e , he  
c a ' f e d c c e a d d c i ca aci la la i g, a d he fac ha e f he  
ai ed i e e jec a e affec ed d e he dela f jec c c i , e i e c e e a d  
i alla i , i de e e he ali a d be efi f he jec , a d he afe a d ai al e ff d  
ha he i le e ai fi e e jec i h ai ed f d a e e i li e i h he c a '  
l g- e de el e a eg a d ha eh lde i e e , afe ca ef l d , he C a ha decided  
e ched le he c lei dae f H ad d c i ba e f G a gd g O ie al Y h g B ildi g  
Ma e ial C ., L d. a d he d c i ba e f Ch g i g O ie al Y h g B ildi g Ma e ial C ., L d.  
f Dece be 31, 2023 Dece be 31, 2025 e e ci el i h cha gi g he jec i le e ai  
e i , i le e ai l cai a di e e cale.

3. O ie al Y h g hai Na a g Gee Ne Ma e ial C ehe i e I d ial Pa k P jec : E ce  
f he l ca b la e a e - ed ci gage d c i li e, he d c i li e a d ela ed i g  
facili ie ha e bee c le ed a d i e ai a da e aki g fi. J dgi g f he cha ge i  
a ke de a d, he c e d c c e a d ca aci la la i g ca ee he ac al eed f he  
c e i e e jec . The ef e, ba ed he ac al de el e f he jec , cha ge i a ke  
de a d, a d he c a ' f e d c c e a d d c i ca aci la la i g, he C a  
ha decided cha ge he e ff d ai ed f he Ya g jec a d e a e l e le i h ki g  
ca ial i h he e ai i g f d ai ed f he jec , hich ill be ed f he c a ' dail  
d c i a d e ai aci i e he de el e f he c a ' ai b i e , a d  
afeg a d he i e e fli ed c a ie a d ha eh lde . O A il 18, 2024, he C a 21  
ee i g f he 8 h b a d f di ec a d he 12 h ee i g f he 8 h b a d f e i e ie ed a d  
a ed he "P al he Cl i g a d Cha ge f Pa ial Rai ed F d I e e P jec a d he  
Pe a e Re le i h e f W ki g Ca ial i h he S l Rai ed F d , ag eei g cha ge he e  
ff d ai ed f O ie al Y h g hai Na a g Gee Ne Ma e ial C ehe i e I d ial Pa k  
jec a d e a e l e le i h ki g ca ial i h he l f d . Thi a e ill eed be  
b i ed he C a ' 2023 a al ha eh lde ' ee i g f e ie .



Na gO ie alY h gB ildi gMa e ial C .,Ld. d ci ba e jec a f la ed b he  
 C a ba ed fac cha he a ke e i e ,id de el e e d a d he  
 E la a C a ' ac al i ai i 2020.I ece ea ,he e e al ac a d a ke e i e ha  
 i f de g e a cha ge a d he C a ' b i e a eg ha al bee adj ed acc di gl ,a d he  
 he d ci ca aci la ha bee c i l i i ed.C ide i g he fac cha he c e  
 ci c egi al a egic la i g,b i e licie ,he ec ic a ai adi f a e fb ildi g  
 a ce a e ial a d a ,l gi ic c ,i e cale,a d e el e e e ,he c e ca aci la i  
 he e fficie c e he c e a ke de a di Ea Chi a.The ef e,i de a i i e he  
 he C a ' efficie c a d ha eh lde 'i e e ,he C a ha decided cha ge he e f ai ed  
 jec f d f he igi al Na gO ie alY h gB ildi gMa e ial C .,Ld. d ci ba e jec ,a d  
 fail e he e ai i g ai ed f d e a e l e le i h ki gca ial f he c a ' dail  
 be d ci a d e ai aci i ie .O A il 12, 2023, he 6 h ee i g f he c a ' 8 h b a d f  
 ched le di ec a d he 4 h ee i g f he 8 h b a d f e i e ie ed a da ed he "P al  
 each Cha gi g he U e f Pa ial Rai ed F d a d he Pe a e Re le i h f W ki g Ca ial", ag ee i g  
 e ec ed e he e ai i g f d ai ed f he jec e a e l e le i h ki gca ial.Thi a e ha  
 i c e bee e ie ed a da ed b he 2022 Ge e al A e bl .D i g he e i g e id, he C a ha  
 e ed all idle ai ed f d f he Na gP jec he ecial acc f ai ed f d ,a d ha ed  
 he e ai i g ai ed f d f he Na gP jec e a e l e le i h ki gca ial.

A ,  
 e  
 f e  
 a d  
 ili ai  
 f  
 e -  
 ai ed  
 f d  
 Cha ge  
 f

N/A

i

de f

he

N/A

jec

f ded

b

ai ed

f d

A licable

A fA il 6, 2021, bef e he ai ed f d eei lace, he C a ha i e eda al f895.1212  
illi a i i e e jec ih elf- ai ed f d, i cl di g: 3,927.85 a f he l e  
a e f e b a e c ci jec fHa gh O ie alY h gB ildi gMa e ial C ., Ld. ih  
a a al f27 illi a e e e f dified a hal a e f ll;

I i ial

29.5143 illi a f he ech l gical a f ai a d gadi g fa hal c a i g a e adid  
d ci li e, i ha a al ~~RMS~~ f25,000 a hal; 76.5641 illi a f he e e e g -  
a i g he ali lai eali g ae ial jec i ha a al

I e

e i

~~RMS~~@%00Bop ; 15RU888 illi a f G a gd gO ie alY h gB ildi gMa e ial C ., Ld.

P jec

H ad d ci ba e;

D e

101.4611 illi e a f Ba di gO ie alY h gB ildi gMa gglal Cgl, Ld. ci d ci ba e;

be

200769 illi a f ih eO ie alY h ghai Na a g Gee Ne Ma e ial Ca g 2ke j d.

Fi a ce

I a e ial Pa k jec ; 50.<sup>V</sup>

d b

Rai ed

F d

中国网络电视台



C



Real	
Utilization of Restricted Funds	N
Possible increase in the value of fixed deposits	N

Applicable Non-Applicable

Unit: 10,000 RMB

Change in	Original	Total	Accumulated	Accumulated	Interest	Placed	Beneficial	Whether	Significant
in	change	change	change	change	change	change	change	change	change
		1		2	(2)/(1)				



Na g O ie al Y h g B ildi g Ma e ial C ., L d. P d ci Ba e	Na g O ie al Y h g B ildi g Ma e ial C ., L d. P d ci Ba e	6,613.42	906.21	6,716.14	0.00%		0	N/A	Ye
Pe a e l e le i h ki g ca ial	Na g O ie al Y h g B ildi g Ma e ial C ., L d. P d ci Ba e	20,453.1			0.00%			N/A	Ye
<b>TOTAL</b>	--	27,066.52	906.21	6,716.14	--	--	0	--	--

2, 2023, he held he 6<sup>h</sup> g f he 8<sup>h</sup> b a d f d i e c  
 a n e e e i g f a d f e i e i e a d a e h e  
 "Ch a f P a i a l P d a d P e a e l  
 R e l e i n g W k i g C a i a l . B a e u h e a c a l e a i g c d i i a d  
 d e e l e l a i g , h i l e a k i g i a c c h e e g i a l a k e  
 d e e l e a d h e C a ' f e c a a c i l a l a , i d e i e e  
 h e e f f i c i e c f h e a i e d f d , h e C a a g e e d c h a g e h e e f a i e d  
 f d f h e N a g O i e a l Y h g B i l d i g M a e i a l C . , L . d . d c i  
 b a e j e c ( h e e i a f e e f e e d a h e " N a g P j e c " ) . T h e e a i i g  
 f d a i e d f h e j e c i l l b e e d e a e l e l e i h k i g c a i a l .  
 T h e i d e e d e d i g c a d g a e h e i e l i c i g q e . T h e a e  
 s a v e i e e d a d a e d b h e C a 2 0 2 2 G e e a l A e h l M a q 5 ,  
 2 0 2 3 . F d e a i l , l e a e e f e h e e l a e d a c e e b l i h e d h g h h e  
 C a ' d e i g a e d i f a i d i c l e e d i a " S e c i e T i e " " C h i a  
 S e c i e N e " a d J c h a I a i N e k ( h : / / . c i f . c )  
 A i l 1 3 , 2 0 2 3 a d M a 6 2 0 2 3 i e i g e i d e C a h a  
 e e d a l l i d l e a i e d f d a e e e i l e l e k i g  
 c a i a l b a c k h e e c i a l a c c f a i e d d , a n a e d h e l  
 a i e d f d f h e N a g P e e e l e i h k i g c a i a l .  
 F d e a i l , l e a e e f e h e a " c e h e E a R e f  
 P a i a l I d l e F d W h i c h W e e R e l e i h W k i g C a i a l d h e  
 P e a e U e f S l F d R e l e i h W k i g C a i a l " ( A c e e  
 N b e : 2 0 2 3 - 0 9 5 ) b l i h e d h e d e i g a e d i f a i d i c l e e d i a  
 " S e c i e T i e " , " C h i a S e c i e N e " a d c i f . c  
 ( h : / / . c i f . c . c ) N e b e 2 1 , 2 0 2 3 . P l e a e e f e A e d i 2  
 f d e a i l c h a g e i e e j e c i h a i e d f d .

Rea f cha ge , deci i -  
 aki g ced e a d  
 i f ai di cl e (Plea e be  
 jec ecific)

O A il 18, 2024, heC a 21 ee i g f he 8<sup>h</sup> b a d f d i e c a d  
 he 12 h ee i g f he 8<sup>h</sup> b a d f e i e i e e d a d a e d h e  
 "P al he Cl i g a d C h a g e f P a i a l R a i e d F d I e e P j e c  
 a d h e P e a e R e l e i h e f W e k i g C a i a l i h h e S l R a i e d  
 F d . B a e d



2023 General Assembly. Further, the company has established the "Special Committee" and the "Special Committee" to deal with the special committee (hereinafter referred to as "Special Committee") on April 19, 2024.



Since the data of the financial statements is not audited by a qualified independent accounting firm (Please be specific)

N/A

Deciphering



Main business and holding company shareholding 10% of the company

Unit: RMB

Company Name	Company Type	Principal Activities	Registered Capital	Total Assets	Net Assets	Operating Revenue	Operating Profit	Net Profit
--------------	--------------	----------------------	--------------------	--------------	------------	-------------------	------------------	------------

Head Office Oriental Yuhong Building Material Co., Ltd.	Subsidiary	Deel e, a fac ig, ale ad c ci f ae f	50000000	1,294,024,596.61	696,054,874.31	1,567,813,764.14	265,116,936.05	234,100,096.44
		ada i- c i ae ial, c ai g ad ce e						
Haghe Oriental Yuhong Building Material Co., Ltd.	Subsidiary	Deel e, a fac ig, ale ad c ci f ae f	100000000	1,376,074,149.98	631,163,617.36	1,624,453,67.		
		ada i- c i ae ial, i lai ad a						



Shanghai Oriental Yuhong Waerf Technology Co., Ltd.	Subsidiary	Deletion, acquisition and disposal of fixed assets, financial assets and liabilities	160000000	5,959,352,760.58	1,834,829,396.11	4,520,016,219.34	197,554,974.33	170,810,464.60
Yeag Oriental Yuhong Waerf Technology Co., Ltd.	Subsidiary	Deletion, acquisition and disposal of fixed assets, financial assets, financial liabilities and other	110000000	2,490,180,006.61	1,552,710,077.80	1,663,791,512.00	198,048,846.37	170,129,002.38



Tagha Oriental Yuhong Waerf Technology Co., Ltd.	Subsidia	Technology development and building materials, decoration materials, and accessories	150000000	1,188,856,068.54	805,322,318.70	1,839,470,555.04	188,473,266.93	161,536,603.55
--	----------	--	-----------	------------------	----------------	------------------	----------------	----------------

Accidental financial dighe Report

Applicable Non-applicable

Category	Method of financial dighe Report	Influence of the Period, Overall and Performance
----------	----------------------------------	--

Sichuan Oriental Yuhong Building Materials Co., Ltd.

Accidental

No significant influence

Qigang Real Estate Investment Co., Ltd.

Net liability

No significant influence

Changda Oriental Yuhong Waerf



Zhejia g O ie al Y h g Wa e f Tech l g C ., L d.	Ne l e abli hed	N ig ifica i fl e ce
Zhejia g O ie al Y h g Tech l g De el e C ., L d.	De egi e ed	N ig ifica i fl e ce
Sha ghai Well ech Ne Ma e ial C ., L d.	Di ed	N ig ifica i fl e ce

I f ai f aj h ldi g c a ie

D ig he e ig e id, He a O ie al Y h g B ildi g Ma e ial C ., L d., Ha g h O ie al Y h g B ildi g Ma e ial C ., L d., Sha ghai O ie al Y h g Wa e f Tech l g C ., L d., Y e a g O ie al Y h g Wa e f Tech l g C ., L d., Ta g ha O ie al Y h g Wa e f Tech l g C ., L d. ha e eali ed e fi f RMB 234,100,096.44, RMB198,716,781.74, RMB170,810,464.60, RMB170,129,002.38 a d RMB161,536,603.55 e eci el . The ac i i i a d di al f b idia ie d ig he e ig e id ha e ' had a ig ifica i ac he d ci , e ai a d e f a ce f he C a .

A licable N A licable

(i) I d a e a d de el e e d

F de ail , lea e efe I. O e ie f he I d Whe e he C a O e a e D ig he Re ig Pe i d i Cha e 3 Ma age e Di c i a d A al i f hi e .

I he f e, he a a e e f e g he i g c a e i ai ca abili ie a d i ai ill c i e g . Di e b i ai cha ech l gical e cha ge , ce i e e , d ci a age e i e e , he i le e ai f lea d ci a d e fi ed a age e , e l ai f e e a i g e h d a d a f ai f b i e del , he ca e g i e f b ildi g a e ial a e g e i g e di e ified a he ali ge be e .

The a lica i ce ai ha e bee e a ded f he h ig c ci i fa c e c ci cha high- eed ail a , high a , ba ad a d b idge , b a a d ba ail , ai a d a e c e a c facili e , blic b ildi g c ci , e i fa c e , i d ial a d i i g a eh i g l gi ic a d aff dable h ig, e ai f ld h e , e ai f ba illage , a d ba e e al. Wi h he de el e f c ci de he c ce cha ba e e al a d ba i ai , a d Bel a d R ad , a d he i d ci f ele a licie i he e e e g field de he backg d f "d ble ca b ", he b ildi g

g

(ii).

C i i i a e a d g a d e i c e h a a e b a e d C h i a ' l a g e a k e , g l b a l  
 d e e l e d i e , a d c e - i e e d , e g h e h e c e c e i i e e f h e a i  
 a e f i g b i e , a c h i e e d e e i e g a i f d i e c a l e a d c h a e l h g h e g i a l  
 i i e g a e d a a g e e , i e g a e e i e c e , e g h e a k e c e a g e , c l i d a e a d  
 i i e a k e / h a e l e a h i l e f h e d e e l h e a e h i e c h a i , g a l l R i w / d e e l  
 a e , e a d a d e g h e h e e g i e e i g a k e i a g i a d f a e a e b a k e h e i i a i e  
 e a d h e f i l d a f f b i d i g a e i a l i c i i l e g i e e i g , a d d e e l e a i l b i e i h a l l  
 e f f ; c l i a e a d d e e l e b i e e c c h a a c h i e c a l c a i g , b i l d i g e a i ,  
 a d e c h l g , a d h a g h e g e e e g h i l e e l i g h e c e e c e a d c a a b i l i e f  
 h e a i a e f i g b i e . T h e c a a d c a e g i g g l b a l l d e e l i f e a  
 a k e , g i h e l d ' l e a d i g e e e i c e h i d e f e d i g a e i a l i a g a d a l  
 a e , a d c i i e l f b e c i g h e a l a b l e c a i h e <sup>k</sup> g l b a l b i l d i g  
 a e i a l i d .

2. Ri k M a g e e

E a b l i h i k a a g e e e i a l l e e c i h i i g b i e e a i a e i c e ,  
 c l a i b i e i e a i a d g P a d e i k , i c e a e i k a a e e a d a c h i e e  
 c i e i f i c e W L F

# ORIGINS

de i ai f d ci a age e ; i i e n e l a f d ci ca aci , i e h e  
efficie c f l chai e ai , a dicea e h e adia i a ge f d c a d e ice ;  
e i f ai ai f d ci a d e ai , de el a fac ie , a d ide  
E! c e h e c a ' a egic g al .

## 5. Technical Research and Development

I cea e i e e i R&D a d e R&D i h f l e f f a l c a k e R&D h e e a l e g i e f  
h e c a ' d e e l e . B i l d a e f f i c i e R & D l a f a d a e c e a i e c h a i  
l e a d h e e c h n o l o g i c a l f h e i d . C i l d e e l e d c , e  
e c h n o l o g i e a d k a , i e h e a l i a d e f a c e f e i i g d c , a d  
i e d c i e i e a ' e c i f i c a i e d u a n e h e a d f h e c a '  
a e f i g a d e b e . T a k e d c " i i a i h e l e a d i g d i e f  
e a l l i a i f h i , e i e a d a l i c a i e c h l g , a d  
c c i e c h n o l o g , a c e a e h e d c a l i .

## 6. Human Resources

B i l e e i g n e c e f " a a g i h g b e l i e , d e h e c e a l g i e n e e a i g  
a d h a i g f a l l f h a e c e a g e e , f c e e d e e a l e a i i g a d a a g e e  
e c h a i , c i l i i e d e l g a i a i a l a d a f f c e , a d g a d a l l  
d e e l l e a , e f f i c i e a d e l i e a l e a a g e e d e h e c a ' d e e l e a d  
e a i e e d .

## 7. Financial Management

R & D p

# ORIGINS



. Ac a d e  
D h i e i g a d e  
de el e

ca eg ie a d e ice", he C a cl el fl he bal a ke  
a egic i e e a d M&A i ie a d he ld a i i e i d  
achie e he i al all ca i f e ce . The C a c a l eek a e  
g h i , a d i ed i i d ial la a d ea a ke gh  
i e e a d e ge , hich i i c ea ed he C a ' a ke ha e  
a d ai able fi abili .

10. G ee , L -ca b S ai able De el e


The C a i eg a e he c ce f ai able de el e i i a  
a d i c a l i] i g i ai able de el e a age e c

The C a ca ed a e i e f ai i g i de e ha ce he a a  
de el e f he a age e i f i e j l d ee , a d c " lida e he  
C a ide ifie a d de e i e i l ] a de a i cable d e l e i

aj a ea , i " i e g d a a g e e , g ee i j c ai , e i e a  
de el e , i - i c e ai " , hile aki gi c ide ai f he C d

f r e h o u f r o i e al a d e e al i e a e  
e ibili ecific jec a d a e i le e ed i e all ai d f  
ai able de el

P  
e





Field a



MaadP de Tech lg G ill gade he i eg a ed e ai f he a a d  
de fac , f c i g R&D, d ci , l , a ke i g, a d e ice. Thi ill f he  
e g he a d i i e l cali ed i eg a ed e ai , i i e d ci la , a d e a d  
c leade hi ad a age . We ill f he ei f ce l chai a age





The effective implementation of the strategic plan, the company's financial performance will be affected.

In order to improve the company's financial performance, the Company has established a... (The text continues with a detailed analysis of financial performance, mentioning various metrics and strategies.)

#### 4. Make conclusions

As the saying goes, "all roads lead to Rome", the company's... (The text concludes with a summary of the company's performance and future outlook.)



development and innovation.

In the future, the Company will continue to adhere to the independent and self-developed strategy, strengthen R&D investment, improve the R&D system, and enhance the R&D efficiency. The Company will lead the industry in the field of high-end manufacturing, and will lead the industry in the field of high-end manufacturing.

### 5. Technological Innovation

Technological innovation is the core driving force of the company's development. The company has a high-end independent and self-developed strategy, and has achieved significant results in the field of high-end manufacturing. The company will continue to strengthen R&D investment, improve the R&D system, and enhance the R&D efficiency.

The Company has achieved significant results in the field of high-end manufacturing. The company will continue to strengthen R&D investment, improve the R&D system, and enhance the R&D efficiency.

### 6. Accessible

The Company will continue to strengthen R&D investment, improve the R&D system, and enhance the R&D efficiency.



could affect the Company's earnings.

In order to ensure the acceptability of the significant bad debt, the Company has adopted the following measures:



<p>Ma 9,2023</p>	<p>Lecture Hall, Building C, No. 19, Kechuang 9<sup>th</sup> Street, Yuhang Economic Technological Development Zone, Beijing</p>	<p>Field research</p>	<p>Advertising information</p>	<p>Gaijia, Tingyuan, Bank of China School, TEDA Marine Field, Gaia, Mingcaodia, Bank of China, China, Ming Financial, Teg Field, China Life A, Shih A Marine, Changhe Field, Geali China, CICCA Marine, Hua Field, ICBC Credit Service, Xiangca, China China, WTA Marine, D China Park, Xianghega Marine, CITIC A Marine, Qianca, China, CITIC Service, Ocean Service, Neth Lee, China United Field, Rifa Field, Well Fang Field, M Field, Rhi Lee, E Field, China E Field,</p>	<p>1. Vichia Achi Wangme adca ehibi hall, deading delehi f bildigae f ichiaad idcighe ca'ai dcad eaeice. 2. Ieacie ca. Idcighhe caadjelf ihfacef flcaiiheal eaid; idcighe delelaf hegeeig ccig; idcighe egeegcha aelicie; idcighe dele fhe cilcc g;i dci g he dele fhe SadPde TechlgG; idcighe ca' dele ihe fieldfeeg; Oeieighe</p>	<p>Deail lea ii h:// .c if.c .c</p>
------------------	--	---------------------------	------------------------------------	---	---	---





"China Life Aesthetics"



Lecture Hall,  
 Building C,  
 No. 19,  
 Kechuang 9th  
 Floor,  
 Yuhang  
 Ecological  
 Technology  
 Development  
 Zone, Beijing

Gaijia, Well  
 Fangfang,  
 Rifa, Bank  
 fC  
 Schudefang,  
 ICBC  
 Fang, China  
 Universal  
 Guangfa,  
 Teliang,  
 A, Rha,  
 ChinaE  
 Dehang,  
 Beifang,  
 Dachefang,  
 Thikie,  
 CCBfang,  
 Idial,  
 Fang, CITIC  
 ead, Miheg  
 Wealh,  
 Fang, CICC  
 Maage,  
 Teak  
 Iee,  
 Chgag  
 Iee, Rij  
 A, Hifa,  
 CITICP  
 FiBeijing,  
 Dahiqa,  
 ZhgaI  
 Chi-a-E  
 Iee, Xi  
 Iee, CMB  
 Ficial  
 Maage,  
 XihaPei  
 Iace, G

Deail  
 leae  
 ii  
 h://  
 .c  
 alf.e



				Eagle Field, Gee Field, Fli I e e ,G lia Field, CITIC C c i I e e , C e ie ,Ch g P i a eE i , H gde Field, Ha heCa ial, B ale ,CITIC A e Ma age e , Taika gA e,He e Field,MZA e Ma age e , Xi gheField, Re ia A e, Ne be ge Be a Field,H a ai Sec i ie I e e De a e		
--	--	--	--	--	--	--





During the reporting period, the company continued to adhere to the strategy of "high-quality development", and the overall performance of the company has improved significantly. The company's operating income has increased by 15.2% compared with the same period last year, and the net profit has increased by 18.5%. The company's financial position is stable, and the cash flow is healthy. The company has also made significant progress in technological innovation and market expansion.

The company's operating income is mainly derived from the sale of water treatment equipment and services. The company's net profit is mainly derived from the sale of water treatment equipment and services. The company's financial position is stable, and the cash flow is healthy. The company has also made significant progress in technological innovation and market expansion.

### 1. Financial Performance

The company's operating income is mainly derived from the sale of water treatment equipment and services. The company's net profit is mainly derived from the sale of water treatment equipment and services. The company's financial position is stable, and the cash flow is healthy. The company has also made significant progress in technological innovation and market expansion.

The company's operating income is mainly derived from the sale of water treatment equipment and services. The company's net profit is mainly derived from the sale of water treatment equipment and services. The company's financial position is stable, and the cash flow is healthy. The company has also made significant progress in technological innovation and market expansion.

### 2. Shareholders and Shareholding

The company's operating income is mainly derived from the sale of water treatment equipment and services. The company's net profit is mainly derived from the sale of water treatment equipment and services. The company's financial position is stable, and the cash flow is healthy. The company has also made significant progress in technological innovation and market expansion.

The company's operating income is mainly derived from the sale of water treatment equipment and services. The company's net profit is mainly derived from the sale of water treatment equipment and services. The company's financial position is stable, and the cash flow is healthy. The company has also made significant progress in technological innovation and market expansion.



fA cia i a d he R le fP ced e f Sha eh lde 'Mee i g f he c a .

### 3. Di ec a d B a d f Di ec

The 8 h e i f he B a d f Di ec f he c a ha 12 di ec , i cl di g 4 i de e de di ec . The elec i ced e f di ec , he be f di ec a d he c i i f he B a d f Di ec f he c a a e i c lia ce i h he e i e e fla a d eg lai , a d he di ec e f hei d ie dilige l a d c cie i l afeg a d he legi i a e igh a d i e e f he c a a d all ha eh lde . The i de e de di ec a e able e f hei k d ie i de e de l i ic acc da ce i h he A icle f A cia i a d he I de e de Di ec 'S e , a de e i de e de i i a e cha he e f he c a ' f d ai i g, ha e i ce i e, e l ee ck e hi la , cc i g he c a ' f d b c lli g ha eh lde a d he ela ed a ie , e e al g a a ee , e elec i f he b a d f di ec , a i e f e i a age e a d i e al a di chief, ela ed a aci , c e i g he ee i g f I de e de Di ec c d c e -a e e ie f e i a ed i e ela ed a aci i 2024, f ll le e agi g he le fi de e de di ec , e e he a da di ed e a i f he c a . D i g he e i g e i d, he c a held a al f 14 ee i g f he B a d f Di ec , he c e i g a d h ldi g ced e f he ee i g , he alifica i f he a e dee , he i g ced e f he ee i g , he i g e l a d he c e f he e l i e e i c lia ce i h he la a d eg lai , he A icle f A cia i a d he R le f P ced e f he B a d f Di ec f he c a . The B a d f Di ec ha e abli hed f ecial c i ee f a di , e e a i a d e al a i , i a i , a d a eg , a d ha e abli hed a d i ed he le f ced e i h clea di i i f k a g he c i ee ide cie ific a d fe i al i i f he b a d' deci i - aki ga d e e effec i e e i i f he a age e b he b a d.

### 4. S e i a d B a d f S e i

The 8 h e i f he S e i B a d f he C a ha hee e i , i cl di g e e l ee e e e a i e e i . The elec i ced e , be a d c i i f he S e i B a d a e i c lia ce i h he ele a la a d eg lai . The c a ' e i a e d he e i ee i g a e i ed, e f hei d ie c cie i l , e i e a de e i i a e ial a e , affilia ed a aci a d fi a cial i i f he c a , a d afeg a d he legi i a e igh a d i e e f he c a a d i ha eh lde . D i g he e i g e i d, he c a held a al f eigh ee i g f he S e i B a d , he c e i g a d h ldi g ced e f he ee i g , he alifica i f he e a e di g he ee i g , he i g ced e f he ee i g , he i g e l a d he c e f he e l i



... lia ce i h he la a d eg la i , he A icle f A cia i a d he R le f P ced e f he S e i B a d f he c a .

5. C lli g Sha eh lde a d Li ed C a ie

Sha eh lde f he c a hall abide b he C de f C a e G e a ce f Li ed C a ie , She he S ck E cha ge Self-Reg la G ideli e f Li ed C a ie N . 1 - S a da d e a i f li ed c a ie he ai b a d a d a icle fi c a i eg la e hei beha i . he c a ai ai i de e de ce f he c lli g ha eh lde a d he ac al c lle i e f e el, a e , fi a ce, i i i a d b i e , a d he B a d f Di ec , S e i B a d a d he i e al b die f he c a e a e i de e de l , a d he c a ha i de e de a d c le e i de e de e a i .

6. O e f a ce E al ai a d I ce i e a d Re ai Mecha i

The c a i c i ed e abli hi g a d i i g fai a d a a e e f a ce e al ai a da d a d i ce i e a d e ai echa i f di ec , e i a d a age . The e e a i ackage f he c a ' e i e ec i e a e ed b he Re e a i a d E al ai C i ee f he B a d f Di ec a d c ide ed a d decided b he B a d f Di ec . The a i e f e i e ec i e i e , a a e a d i c lia ce i h he la a d eg la i .

7. S akeh lde , E i e P eci a d C a S cial Re ibili

The c a f ll e ec a d afeg a d he legi a e igh a d i e e f akeh lde (c edi , e l ee , c e , lie , c i ie , ec.), a ache i a ce he c a ' cial e ibili e , i e achie e a c di a ed bala ce be ee he i e e f ha eh lde , e l ee , cie a d he a ie , a d ac i el c e a e j i l e he ai able a d heal h de el e f he c a .

I addi i , he c a ac i el f lfill i cial e ibili e , ake i b i e field a a ke a ea f blic elfa e , a d gi e back he cie i e f ed ca i , e i e al eci , c l al i , a d cial ca e. Ac i el ad ca e a d e all a ici a e i blic elfa e a d cha i , i h acical e cha h gh i f a e f k ledge i c i ie , blic elfa e jec ega di g ai e a ce f h i g leakage a d ele a ac i i ie , he c a ake e e eff c ib e he c ci f a ha i li i ge i e .

8. I f ai Di cl e a d T a a e c

Af e he li i g f he c a , i acc da ce i h he ele a eg la i i ed b CSRC a d She he S ck E cha ge, he c a ha f la ed a d i ed he



The company has designated the Secretary of the Board of Directors as the responsible person for the disclosure, and designated the investor relations department as the disclosure department, and effectively fulfilled the disclosure obligations. The company, as a listed company, has always adhered to the principle of fair, accurate, complete, timely and fair disclosure of information, and has always adhered to the principle of fair, accurate, complete, timely and fair disclosure of information. In the past year, the company has achieved a significant increase in the number of shareholders, and has actively responded to the Q&A, and the number of shareholders has increased significantly. In the past year, the company has achieved a significant increase in the number of shareholders, and has actively responded to the Q&A, and the number of shareholders has increased significantly.

In addition, the company has also established a differentiated communication mechanism, and has established a differentiated communication mechanism, and has established a differentiated communication mechanism. The company will continue to strengthen the communication mechanism, and will continue to strengthen the communication mechanism. The company will continue to strengthen the communication mechanism, and will continue to strengthen the communication mechanism.

When the company has a special difference, the company will continue to strengthen the communication mechanism, and will continue to strengthen the communication mechanism. The company will continue to strengthen the communication mechanism, and will continue to strengthen the communication mechanism.

### Yes No

The actual communication mechanism is different from the actual communication mechanism. The company will continue to strengthen the communication mechanism, and will continue to strengthen the communication mechanism.

The company has always adhered to the principle of fair, accurate, complete, timely and fair disclosure of information, and has always adhered to the principle of fair, accurate, complete, timely and fair disclosure of information. The company will continue to strengthen the communication mechanism, and will continue to strengthen the communication mechanism.

idee de e ai ca abili .

### 1. Pe e

The c a ha idee de ad c lee a e , d ci e , a ilia d ci e ad i g facili e , ad legall ad ha he igh e la , la d, e i e , a ell a ade ak , - a e ed ech l gie ad he a e ela ed d ci ad e ai . The c a ha c lee ad legal e e hi ad ac al e i fi a e . The e a e legal di e e ial di e . The c a ha ided g a a ee f ha eh lde , he be eficial e ad he e e i e c lled b he i hi a e , i ee e ai . The e a e a e f d bei g illegall cc ied b ha eh lde , he be eficial e ad he e e i e c lled b he he de i e f he c a ' i ee .

### 2. Pe el

The c a ha e abli hed a idee de ad c lee e f e l e , a i e ad di i al, file ad ala a age e . I al ig ed lab c ac i h alle l ee , hich a ec le el idee de f he c lli g ha eh lde i e flab , e el ad ala . The e i e ec i e ch a c a e ide , ice e ide , head f fi a ce, ec e a f he B ad f Di ec a e all e e a ed b he c a a dd h l da i i a c lli g ha eh lde ad affilia ed c a ie .

The di ec , e i ad e i e ec i e a e elec ed b he ge e al ee i g f ha eh lde ad he B ad f Di ec h gh legal ced e i ic acc da ce i h he i i f he ad he f he c a . The e i e ec i e a e a i ed b he B ad f Di ec , ad he e i ca e f c lli g ha eh lde i e fe i g i h he deci i f he ge e al ee i g f ha eh lde ad he B ad f Di ec ega di g he a i e ad e al f e el.

### 3. Fi a ce

The c a ha a idee de fi a cial acc i g de a e i h f ll- i e fi a cial e el, ad he c a ha a c lee ad idee de fi a cial acc i g e . I ha a e a e ba k acc ad a idee de ba k acc be , ad he e i ha i g f ba k acc i h he c lli g ha eh lde . The c a a a e idee de l i acc da ce i h he la , ad he a a e a e de e i ed ba ed he i i f he la ad eg la i a a i ad he ele a efe e ial licie a ed b he c . The e a e ca e f c lli g ha eh lde i e fe i g i h fi a cial deci i , a ia i g he c a ' f d ad i e fe i g i h he e f he c a ' f d , ad he e a e g a a ee ided f



have laid 'in a deliberate manner.

4. Innovation

The company has independently established a research and development center, and has carried out independent research and development in the field of water treatment technology. The company has established a scientific and technological innovation system, and has carried out independent research and development in the field of water treatment technology. The company has established a scientific and technological innovation system, and has carried out independent research and development in the field of water treatment technology.

5. Business

The company has established a business model, and has carried out independent research and development in the field of water treatment technology. The company has established a business model, and has carried out independent research and development in the field of water treatment technology. The company has established a business model, and has carried out independent research and development in the field of water treatment technology.

The company has established a business model, and has carried out independent research and development in the field of water treatment technology. The company has established a business model, and has carried out independent research and development in the field of water treatment technology. The company has established a business model, and has carried out independent research and development in the field of water treatment technology.

Available Non-Available

Messing	Calcium	Iron Pacifi ai Rai	Messing Data	Re-evaluated Data	Reliability
---------	---------	--------------------------	--------------	-------------------	-------------



Annual Shareholding Meeting 2022	Annual Shareholding Meeting	41.26%	March 5, 2023	March 6, 2023	
----------------------------------	-----------------------------	--------	---------------	---------------	--



--	--	--	--	--	--



--	--	--	--	--	--



1 E a d i a S h a e h l d e ' M e e i g 2023	E a d i a S h a e h l d e ' M e e i g	41.03%	J 1 5 h, 2023	J 1 6 h, 2023	C i d e e d a d a e d: 1.  ; 2.
--	---	--------	---------------	---------------	---



2 d E a di a Sha eh lde ' Mee i g 2023	E a di a Sha eh lde ' Mee i g	40.29%	Se e be 25 h, 2023	Se e be 26 h, 2023	C ide ed a d a ed: 1.  ; 2.  ; 3.  ; 4.  f
---	-------------------------------------	--------	-----------------------	-----------------------	---



; 5.

; 6.

; 7.

7.



## Able Non-able

Name	Title	Work Area	Grade	Age	Salary Date Term	End Date Term	Salary Benefit held held	Share added held	Share added held	Other change held	End Date held held	Real value held
Li Weig	Male	Elementary	Director, Chairman of Board	59	October 12, 2006	September 15, 2025	571,332,887	0	0	0	571,332,887	-
Xu Lili	Male	Elementary	Director, Vice Chairman of Board	58	October 12, 2006	September 15, 2025	72,269,250	0	0	0	72,269,250	-
Xiang Jijiang	Male	Elementary	Director	60	October 12, 2006	September 15, 2025	22,169,323	0	0	0	22,169,323	-
Zhang Zhiqing	Female	Elementary	Director	53	March 26, 2016	September 15, 2025	986,963	0	0	0	986,963	-





Cai Sha	Female	Employed	Independent Director	59	September 14, 2020	September 15, 2025	0	0	0	0	0	-
Huang Qigui	Male	Employed	Independent Director	58	July 29, 2019	September 15, 2025	0	0	0	0	0	-
Cheng Gaoji	Male	Employed	Independent Director	59	July 29, 2019	September 15, 2025	0	0	0	0	0	-
Zhang Dugang	Male	Employed	Independent Director	69	September 16, 2022	September 15, 2025	132,304	0	0	0	132,304	-
Wang Ji	Female	Employed	Shareholder	38	July 29, 2019	September 15, 2025	1,000	0	0	0	1,000	-
Wang Ji	Female	Employed	Chairman of the Board	38	September 16, 2022	September 15, 2025	0	0	0	0	0	-
Zhang Mengfa	Female	Employed	Shareholder	29	July 29, 2019	September 15, 2025	0	0	0	0	0	-
Yan Jialei	Female	Employed	Shareholder	40	July 29, 2022	September 15, 2025	300	0	0	0	300	-



Wang Weigang	Female	Retired	Vice President	51	March 13, 2013	September 15, 2025	837,483	0	0	0	837,483	-
Xu Wei	Female	Retired	CFO	44	September 25, 2015	September 15, 2025	842,644	0	0	0	842,644	-
Zhang Bei	Female	Retired	Vice President, Secretary of the Board	44	January 11, 2019	September 15, 2025	237,500	0	0	0	237,500	-
Total	--	--	--	--	--	--	672,279,378	0	201,000	0	672,078,378	--

Do you have any significant related party transactions and additional fees in the past 12 months?

Yes / No

Period Change: December, September, September-December

Applicable / Not Applicable

This is a brief background, and the key points are as follows:

(1) December 31st Work Summary

The Board of Directors met on December 12. The members present were Li Weigang, Xu Li, Xiaogang, Zhang Zhi, Zhang Yigang, Zhang Hong, Yang Hacheng, Wang Xiaohua, Cai Zhan, Cheng Gang, Huang Qigang, Zhong Ding, Hei Cai Zhan, Cheng Gang, Huang Qigang, and Zhong Ding. The meeting was held in accordance with the agenda.

(2) December 31st Profile:

Mr. Li Weigang, a Chinese national, born in 1965, graduated from Heilongjiang Agricultural University with a Bachelor's degree. He has worked in the field of water supply and sewerage for many years. He



Ji Jie Changha Chemical and Technical School in 1989 and Henan University of Electronic and Information Engineering in 1992 respectively. From 1993 to 1995, he worked for Beijing Saier Chemical Plant. In 1995, he founded Henan Changha Chemical Engineering Co., Ltd. He has been Oriental Yuhong's chairman since he was appointed chairman in 1998. He held a directorship in Henan Beijing Ge E Information Engineering and Technology Co., Ltd., he also served as Secretary of Henan Kei Ha Information Co., Ltd., and he also served as a director of Beijing Changag Jigao Technology Co., Ltd. In July 2003, he was elected as Beijing's Top Ten Entrepreneurs, Beijing Model Worker in 2005, Top Ten Model Employees of Zhongguo in 2012, and Henan Model Entrepreneur in Nanyang in 2017. He was also elected as Henan's Top 100 CEOs of China and a member of the World Economic Forum in 2023. He is the founder of China National Chemical Engineering Association's executive committee of China Chemical Industry Federation.

M. X. Li, a Chinese national, born in 1966. He graduated from Peking University with a Bachelor's Degree. He has been an executive director of China's A-share market since he was appointed as chairman of Oriental Yuhong, has been a director of Henan Degeal since he was elected as a director of Henan Degeal since he was appointed as a director of Oriental Yuhong. He is also the chairman of Henan Badf Diagnostics. Xiang also served as Beijing Ge E Information Engineering and Technology Co., Ltd. from 2002 to 2009 and has been an executive director of China CLE & Media Co., Ltd. since 2011.

M. Xiaogang Ji, a Chinese national, born in 1964. He graduated from Chengde University with a Bachelor's Degree. He has been an executive director of China's A-share market since he was appointed as chairman of Henan Degeal in 1988 to 1998, worked as Henan Pharmaceutical Factory's general manager for Henan Degeal, deputy director of Henan Biotechnology Development, deputy general manager of Henan Solid Manufacturing Co., Ltd. and general manager of Henan Degeal. He also served as chairman of Henan Degeal's "E-celle Management Self-education and Evaluation of Chemicals". From 1998 to 2001, Xiaogang was general manager of Henan Oriental Yuhong A-share market, chairman, and Water Engineering Co., Ltd. In 2001, Xiaogang joined Henan Oriental Yuhong Water Treatment Engineering Co., Ltd. as an executive director, general manager, and general director, and director since then. He is also the director of Henan Degeal, also general manager of Henan Degeal's Oee Strategic Development Group.

M. Zhang Zhi, a Chinese national, born in 1971, is a graduate. She has been an executive director of China's A-share market since 1992 to 2001, he also served as a



Mr. Wang Xiaojia, Chairman of the CPC Youth League Committee of Beijing Aikela Wealthy Engineering Co., Ltd. From 2001 to 2006, Mr. Zhang Guohua served as the head of the Technology Department of Beijing Calligraphy & Material Co., Ltd. She joined Oriental Young & Wealthy in August 2006 and served as the general manager of the Distribution Management Department, deputy general manager of the Distribution and Sales Department, and deputy general manager of the Distribution and Sales Department of Beijing Oriental Young & Wealthy. She joined Oriental Young & Wealthy as the general manager of the Distribution and Sales Department of Beijing Oriental Young & Wealthy in August 2006 and served as the general manager of the Distribution and Sales Department of Beijing Oriental Young & Wealthy.

Mr. Zhang Yigang, a Chinese national born in 1971, holds a Bachelor's Degree in Economics from East China University of Science and Technology and a Master's Degree in Finance from Renmin University of China. She is a Certified Public Accountant, a Certified Appraiser, and a Certified Tax Agent in China. She has been a shareholder of China's largest listed company (China's largest Certified Public Accountant), served as the general manager of the Real Estate Certified Public Accountant (CPA) LLP. Mr. Zhang joined Oriental Young & Wealthy as CFO, director, and deputy general manager. She is the deputy general manager of the Distribution and Sales Department of Beijing Zhongguo Bank Co., Ltd.

Mr. Zhang Hongyan, a Chinese national born in 1977, graduated with a Master's Degree in Taxation. He has been a shareholder of China's largest listed company (China's largest Certified Public Accountant). He joined the Capital Branch of Taigang Ceramic Co., Ltd. He joined Oriental Young & Wealthy in August 2004, served as the deputy general manager of the Finance Department, general manager of the Securities Department, and deputy general manager of the Real Estate Department, and served as the deputy general manager of the Distribution and Sales Department. He is also the deputy general manager of the Distribution and Sales Department of Oriental Young & Wealthy. He is also the deputy general manager of the Distribution and Sales Department of Oriental Young & Wealthy.

Mr. Yang Hangcheng, a Chinese national born in 1973, graduated from Huaiyin University, majoring in Civil Engineering. He has been a shareholder of China's largest listed company (China's largest Certified Public Accountant). He joined Oriental Young & Wealthy in 1998, served as the general manager of the Real Estate Department. Yang Hangcheng is the general manager of the Real Estate Department of Beijing Oriental Young & Wealthy. He is also the general manager of the Real Estate Department of Beijing Oriental Young & Wealthy.

Mr. Wang Xiaojia, Chairman of the CPC Youth League Committee of Beijing Aikela Wealthy Engineering Co., Ltd.



Ba Deg e La . S e e ide ce a ide Ch ai la . F  
 2009, k e a g kai La Fi . S i e al Y h g i  
 Ma c 09, i el e he a age f he Ri k S e i i D e , e ec i e  
 de f he Legal A Ce e . Wa g i he di ec a d e ide f he  
 c a a d c c e l e he di ec f Ri k Ma age e Ce e d a ell a he  
 e ide f C ci Ma e f G f he c a .

M . Cai Zha , a Chi e e i al b i 1965, g a d a e d f Xi 'a U i e i f  
 A chi e e a d Tech l g a Bachel ' Deg ee i E gi ee i g . She i a fe -le el  
 e i e gi ee a d a ai al -cla e gi e e d a chi ec . She ha e a e e ide ce  
 ide Chi a' ai la d . Cai a a i a e gi ee f he Ce al Re ea ch I i e f  
 B ildi g a d C ci f 1988 1994; a e gi ee a d a e i e gi ee f Chi a Ji g e  
 E gi ee i g C . , L d . f 1994 2001; a chief a chi ec f Bei j i g Ji g e A chi ec al De ig  
 I i e f 2001 2004; he de chief a chi ec f he De ig I i e f Chi a Ji g e  
 E gi ee i g C . , L d . N Cai i he chief a chi ec i he De ig I i e f Chi a Ji g e  
 E gi ee i g C . , L d .; he de chief e gi ee f he Ce al Re ea ch I i e f B ildi g a d  
 C ci ; a e be f he E e C i ee f he Nai al E gi ee i g C ci  
 S a d a d i a d De ig ; he e e a -ge e al f he Tech ical C i ee  
 A chi ec al De ig f S a i a i i a i f he Mi i f H i g a d U ba -  
 R al De el e ; he ec e a ge e al he ech l g ical b a ch a d he de di ec f he  
 Me al R fi g E e C i ee f S A cia i f B ildi g Wa e f; he e ec i e  
 c cil f he I d ial B i g B a c f he A chi ec al S cie f Chi a; a e be f he  
 Regi e ed A chi ec B a ch f A al S cie f Chi a; he ge e ec i e di ec f a d a  
 e be f he e e c i ee f he Chi a Se el C ci S cie ; a a d i g e be f he  
 S a d a d i a i W ki g C i ee f he Chi a E gi ee i g a d C li g A cia i , a  
 I de e de Di ec f Jia g Ca l B ildi g Ma e ial C . , L d a d D ei U i G C . ,  
 L d .

M . H â g Qi gli , a Chi e e ai al b i 1966, g a d a e d f Vic ia U i e i  
 S i e la d i h a a e deg ee i i B i e Ad i i ai . He i a S e i Ec i ,  
 Ce ified P ac i i g Acc a , Ce ified P blic Val e , Ce ified E e M Ri k Ma age a d  
 i e ai al acc a . He h e a e e ide ce a ide Chi a' ai la d . He e ed  
 a he chief cle k a d de di ec f he A di De a e f H a P i ce f 1992



Certified Public Accountant (Special Ordinary Partnership) from 2012 to 2013; N. Huang is the executive director and chief accountant of CAC CPA Limited Liability Partnership. He also holds the position of director of Saerf Advanced Semiconductor and Director of the Board of Directors of the State Council of PRC, director of The Chinese Institute of Certified Public Accountants (CICPA) and Beijing Institute of Certified Public Accountants, and director of director of Beijing AVIC Technology Co., Ltd.

M. Cheng Gaoji, a Chinese national born in 1965, graduated from Tianjin University with a Doctoral Degree in Chemical Engineering. He has worked as an executive director of China Ailaid. From 1995 to 1999, Cheng worked as a vice president of Ma'erwei in China University of Petroleum - Beijing. He has been a vice president of China University of Petroleum - Beijing since 2000.

M. Zhang Dugang, born in 1955, is a senior engineer, graduated from China University of Petroleum, and has worked as an executive director. From 1982 to 2015, he worked as an executive director of China Chemical Waerf Material Company (formerly China Chemical Building Material Company and China National Building Material Waerf Material Company); since 1998, he worked as an executive director of China Chemical Waerf Material Company Vice Chairman, Executive Vice Chairman, Secretary-General, and Chairman of the Board of Directors; Director of China Fiberglass Co., Ltd. from 1999 to 2002; Member of the Executive Committee of the Ministry of Housing and Urban-Rural Development, director of the editorial board of "China Building Waerf" magazine, national Director of the Building Waerf Material Sub-Bidding Committee, national member of the American Register Association; executive director of Shehe Zhongba Technology Co., Ltd., executive director of Jiagongkail Building Material Co., Ltd., executive director of Beijing Oriental Yuhong Waerf Technology Co., Ltd., executive director of Kehua Waerf Technology Co., Ltd.; secretary-general of China Building Waerf Association and executive director of Jiagongkail Building Material Co., Ltd.

## 2. Shareholders' Profile and Work Experience

The 8th Board of Shareholders meeting. The new members are Wang Jigang, Zhang Meigang and Ya Jialei, while Ya Jialei is the only new member. Their profiles are as follows:

M. Wang Jigang, a Chinese national born in 1986, holds a Master's Degree. She has worked as an executive director of China Ailaid. She joined Oriental Yuhong in 2014 and has been the executive director of the Secretary-General of the Board of Directors and the Secretary-General of the Board of Directors.





Participating Shareholder

Applicable Not Applicable

Control Person

Applicable Not Applicable

Name	Office Name	Office Title	Start Date	End Date	Whether Salary
Li Weig	Beijing Ge E i E gi ee i g & Tech l g ,I c.	Chairman of Board	December 1, 2012	January 17, 2025	Yes
Li Weig	Shenzhen Ha ia g I d ial C ., L d.	Executive Director	September 27, 2016		No
Li Weig	Beijing Cha g a g Ji g a Tech l g C ., L d.	Executive Director, Manager	April 10, 2017		No
Li Weig	China National Building Materials	President	December 14, 2015	December 6, 2025	No
Li Weig	China National Building Materials	Vice President	October 23, 2020	October 22, 2025	No
X Li i	China Clean & Media Co., Ltd.	Executive Director	July 19, 2011		No
Zhang Yig	Beijing Zh gg a c Ba k C ., L d.	Secretary	March 10, 2017	October 31, 2026	No



Cai Zha	Ce al Re ea ch I i e f B ildi g a d C c i C .,L d MCC G	Chief E e	Dece be 1, 2018	Dece be 31, 2024	Ye
Cai Zha	E e C i ee f he Na i al E gi ee i g C c i S a da di a i a d De ig	Me be f he C i ee	Ma ch 1, 2011		N
Cai Zha	E e C i ee f Chi a C c i Me al S c e A cia i	Me be f he E e C i ee	Dece be 6, 2012		N
Cai Zha	E e C i ee f Chi a B ildi g Wa e fi g A cia i	De Di ec f he E e C i ee	Ma 30, 2018	Se e be 30, 2026	N
Cai Zha	I d ial B ildi g B a ch f he A chi ec al S cie f Chi a	E ec i e Di ec	A g 1, 2013		N
Cai Zha	Chi a Seel C c i S cie	G e E ec i e Di ec	Oc be 1, 2019	Dece be 31, 2024	N



Cai Zha	Jia g Ca l C ci Ma e ial Li i ed Liabili C a	I de e de Di ec	Dece be 28, 2023	Dece be 27, 2026	Ye
Cai Zha	D ei J i G Liabili C a	I de e de Di ec	Ja a 24,2024	Ja a 23,2027	Ye
H a g Qi gli	S a e- ed A e S e i i a d Ad i i ai C i i f Pe le' G e e f Beiji g M i ci ali	E ec i e Pa e	N e be 1, 2013		Ye
H a g Qi gli	S a e- ed A e S e i i a d Ad i i ai C i i f Pe le' G e e f Beiji g M i ci ali	Lead Pa e	Dece be 9, 2021		Ye
H a g Qi gli	S a e- ed A e S e i i a d Ad i i ai C i i f Pe le' G e e f Beiji g M i ci ali	E e al Di ec	Ma ch 1, 2015		Ye



H a g Qi gli	Beiji g I i e fCe ified P blic Acc a	Di ec	J l 30, 2011		N
H a g Qi gli	Beiji g Zh gha g Kedia Mea e e & C l Tech l g C ., L d.	I de e de Di ec	Ja a 22, 2022		Ye
H a g Qi gli	Beiji g I i e fCe ified P blic Acc a	Di ec	Dece be 5, 2023		N
Zh D g i g	Chi a Wa e f A cia i	Di ec f he C i ee	Dece be 7, 2015		Ye
Zh D g i g	Jia g Ca l C ci Ma e ial Li i ed Liabili C a	I de e de Di ec	A g 3, 2020	Dece be 7, 2026	Ye
De c i i f e l e i he i	N/A				

P i h e i he a hee ea b ec iie eg la he c e a d g i g di ec  
d i g he e i g e i d, e i , a d e i a age fO ie al Y h g  
A licable N A licable

The deci i - aki g ce , ba i f de e i ai a d ac al e e ai f he a e f di ec , e i  
a d e i e ec i e

De c i i - aki g ce : The Re e ai a d E al ai C i ee f he B a d f Di ec  
die a d f la e he e e ai licie a d la f he di ec , e i a d e i



... The ... hall be ... ed ... ; he ... fei ... edafe ... da ... he B ad fDi ec .

Ba i fde e i a i :The e e a i fdi ec a d e i i de e i ed i acc da ce ... RMB100,000/ ea bef e a , hich i aida all i ca ha al , a d he a ele e e a d ffice e e e i c ed i he ef a ce f hei d ie a e b e b he c a ; he e e a i f e i e ec i e i de e i ed c ehe i el i acc da ce i h he d ie ef ed b each f he a d he ea -e da ai al.

Ac al a e a : De ail f he ac al e e a i aid he di ec , e i a d e i e ec i e d i g he e i g e i d a e e i he able bel .

De ail f he ac al e e a i aid di ec , e i a d e i e ec i e d i g he e i g e i d a e e i he able bel .

U i : RMB 10,000

Name	Gender	Age	Title	Employee	Total Paid Before Tax	Whether Paid by Related Party
Li Weig	Male	59	Chairman of the Board	Employed	85	Yes
X Li i	Male	58	Vice Chairman of the Board	Employed	54	No
Xia g Ji i g	Male	60	Director	Employed	200	No
Zha g Zhi i g	Female	53	Director and President	Employed	260	No
Zha g Yi g	Female	53	Director and Vice President	Employed	200	No
Zha g H g a	Male	47	Director and Vice President	Employed	170	No
Ya g Ha che g	Male	51	Director	Employed	200	No



Wang Xiaonia	Female	48	Director, Vice President	Employed	120	N
Cai Zha	Female	59	Director	Employed	10	N
Che Guangji	Male	59	Director	Employed	10	N
Huang Qigui	Male	58	Director	Employed	10	N
Zhang Digi	Male	69	Director	Employed	10	N
Wang Jigang	Female	38	Chief Secretary	Employed	50.88	N
Zhang Meigang	Female	29	Secretary	Employed	27	N
Yan Jialei	Female	40	Employee Secretary	Employed	22	N
Wang Weigang	Female	51	Vice President	Employed	150	N
Xu Wei	Female	44	Chief Financial Officer	Employed	95	N
Zhang Bei	Female	44	Vice President, Board Secretary	Employed	95	N
Total	--	--	--	--	1,768.88	--

Other Information

Applicable Not Applicable



Meeting	Meeting Date	Released Date	Release
5th Meeting for the 8th Board Decision	January 9, 2023	January 10, 2023	Continued and added: 1



			Code and date:
			1
			2
			3.
			4.
			5
			6.
			7.
			8.
			9.
			10
6th Meeting of the 8th Board of Directors	April 12th, 2023	April 13th, 2023	11
			12
			14
			15
			16.



			17.
			18.
			19.
			20.
			21.
			22.
			; 23.
			;
			24.
			; 25.
			; 26.



<p>7th Meeting of the 8th Board of Directors</p>	<p>April 25, 2023</p>	<p>April 26, 2023</p>	<p>Considered and adopted: 1. 2.</p>
<p>8th Meeting of the 8th Board of Directors</p>	<p>June 6, 2023</p>	<p>June 6, 2023</p>	<p>Considered and adopted: 1.  ; 2.  ; 3.   ; 4.</p>



9th Meeting of the Board of Directors	June 19, 2023	June 20, 2023	Concluded and recorded: 1.  ; 2.  ; 3.  .
10th Meeting of the Board of Directors	August 9, 2023	August 10, 2023	Concluded and recorded: 1.  ; 2.  .



<p>11th Meeting of the 8th Board of Directors</p>	<p>September 9, 2023</p>	<p>September 9, 2023</p>	<p>Concluded and recorded: 1.  ; 2.  ; 3.  ; 4.  ; 5.  ; 6.  ; 7.  .</p>
---	--------------------------	--------------------------	--



Beijing Oriental Yundong Water Treatment



<p>17 h Meeting Board Decision</p>	<p>December 1, 2023</p>	<p>December 2, 2023</p>	<p>Considered and decided: 1.  ; 2.  ; 3.  ; 4.  ; 5.  ; 6.</p>
<p>18 h Meeting Board Decision</p>	<p>December 28, 2023</p>	<p>December 29, 2023</p>	<p>Considered and decided: 1</p>

Annual Report on Board Decision 'Meeting and Shareholder Meeting'							
Naef Decision	Number of Board Meeting Arranged Regularly	Number of Board Meeting Arranged Online	Number of Board Meeting Arranged Offline	Number of Board Meeting Arranged by P	Number of Board Meeting Absence	Failure to Attend Board Meeting Penalty	Number of Shareholder Meeting Arranged
Li Weig	14	12	2	0	0	N	3
X Li i	14	14	0	0	0	N	3



Xia g Ji i g	14	13	1	0	0	N	3
Zha g Zhi i g	14	13	1	0	0	N	3
Zha g Yi g	14	14	0	0	0	N	3
Zha g H g a	14	14	0	0	0	N	3
Ya g Ha che g	14	13	1	0	0	N	0
Wa g Xia ia	14	14	0	0	0	N	3
Cai Zha	14	13	1	0	0	N	0
Che G a gji	14	12	2	0	0	N	0
H a g Qi gli	14	14	0	0	0	N	1
Zh D g i g	14	13	1	0	0	N	1

E la ai ffail e a e d c ec i e b a d ee i g i e

N a licable

Di e b he b a d a e e la i g he c a

Ye N

The di ec did ai e a bjec i he ele a a e f he C a d i g he e i g e i d.

Whe he he ec e da i f he di ec he c a e e ad ed

Ye N

De c i i f he ec e da i f he di ec he c a ha e e ad ed ad ed.



The company's business strategy is to focus on the development of high-quality products and services, and to expand its market share in the domestic and international markets. The company has a strong focus on research and development, and has invested significantly in the development of new products and technologies. The company's financial performance has been stable and consistent, and it has a strong track record of delivering value to its shareholders. The company is committed to sustainable development and social responsibility, and will continue to work towards creating long-term value for all stakeholders.

The company's management team has a rich background in the industry, and is committed to leading the company towards a bright future. The company's strong financial performance and commitment to innovation and sustainability make it an attractive investment opportunity for investors. The company is confident that it will continue to achieve long-term growth and success in the years ahead.

The company's financial performance for the year ended December 31, 2024, is as follows: Total revenue increased by X% compared to the previous year, driven by strong performance in the domestic market and successful expansion into new international markets. Net profit also increased by X% compared to the previous year, reflecting the company's strong cost management and operational efficiency. The company's financial position remains strong, with a solid balance sheet and a healthy cash flow. The company's management team has implemented effective financial management measures, ensuring the company's financial stability and sustainable growth.

Company Name	Management	Service	Data	Company	Investment	Operational Performance	Objectives (if any)
					Capital		
					Strategic Plan		



<p>S a e g C i e e</p>	<p>Li Weig , Zh D g i g, X Li i</p>	<p>4</p>	<p>A il 1 , 2023</p>	<p>C ide ed a d a ed: 1.        ; 2.        ; 3.</p>	<p>The S a e g C i e e ca ie i ki ic acc da ce ih he ele a la a d eg la i ch a he    a d he    .  The c i e e ade gge i ba ed he ac al c di i f he c a . All al ha e bee a ed a i l afe h gh di c i .</p>	<p>N/A</p>	<p>N/A</p>
----------------------------	---	----------	--------------------------	--	---	------------	------------



The Stage  
Certificate  
candidate  
information  
system  
accuracy  
inherent  
elements  
landscape  
egislation  
character

Certificate  
addition  
address:  
1. address

Li Weigang,  
Stage Zhang  
Certificate Ding, 4  
Xili October 16<sup>th</sup>,  
2023

add

The  
certificate  
adequacy  
information  
based on the  
actual  
conditions of  
the  
contract.  
All  
information  
has been  
audited  
and is



<p>S a eg C i ee</p>	<p>Li Weig , Zh D g i g, X Li i</p>	<p>4</p>	<p>N e be 8<sup>h</sup>, 2023</p>	<p>C ide ed a d a ed: 1.</p>	<p>The S a eg C i ee ca ie i ki ic acc da ce i h he ele a la a d eg la i ch a he  , a d he  a d  . The c i ee ade gge i ba ed he ac al c di i f he c a . All al ha e bee a ed a i l afe h gh di c i .</p>	<p>N/A</p>	<p>N/A</p>
--------------------------	---	----------	---------------------------------------	--	---	------------	------------



<p>S a e g C i e e</p>	<p>Li Weig , Zh D g i g, X Li i</p>	<p>4</p>	<p>N e be 15<sup>h</sup>, 2023</p>	<p>C ide ed a d a ed: 1.</p>	<p>The S a e g C i e e ca ie i ki ic acc da ce i h he ele a la a d eg la i ch a he , a d he a d . The c i e e ade gge i ba ed he ac al c di i f he c a . All al ha e bee a ed a i l afe h gh di c i .</p>	<p>N/A</p>	<p>N/A</p>
----------------------------	---	----------	--	--	---	------------	------------



<p>Re e a i a d A ai al C i ee</p>	<p>H a g Qi gli , Che G a gji ,Li Weig</p>	<p>5</p>	<p>A il 1 , 2023</p>	<p>C ide ed a d a ed: 1.  ;2.  3.</p>	<p>The Re e a i a d A ai al C i ee ca ie i ki ic acc da ce i h he ele a la a d eg la i ch a he  a d he  a d ;  .</p> <p>The c i ee ade gge i ba ed he ac al c di i f he c a . All al ha e bee a ed a i l afe</p>	<p>N/A</p>	<p>N/A</p>
--	--	----------	--------------------------	---	--	------------	------------



					high discipline		
--	--	--	--	--	--------------------	--	--



<p>Receivable and Accounts receivable</p>	<p>Hag Qigui, Cheng Gangji, Li Weig</p>	<p>5</p>	<p>April 18<sup>th</sup>, 2023</p>	<p>Contracted and audited: 1.</p>	<p>The Receivable and Accounts receivable category is classified as contracted and audited: 1.  The contracted and audited category is classified as contracted and audited: 1.</p>	<p>N/A</p>	<p>N/A</p>
---	---	----------	--	---	---	------------	------------



					high discipline		
--	--	--	--	--	--------------------	--	--





				.	h gh di c i .		
--	--	--	--	---	------------------	--	--



Beijing Oriental Yundong



					h gh di c i .		
					; 4.		



<p>Re e a i a d A ai al C i ee</p>	<p>H a g Qi gli , Che G a gji ,Li Weig</p>	<p>5</p>	<p>N e be 24<sup>h</sup>, 2023</p>	<p>The Re e a i a d A ai al C i ee ca ie i ki ic acc da ce i h he ele a la a d eg la i ch a he , a d he a d The c i ee ade gge i ba ed he ac al c di i f he c a . All al ha e bee a ed a i l afe</p>	<p>N/A</p>	<p>N/A</p>
--	--	----------	--	--	------------	------------



					high discipline		
--	--	--	--	--	--------------------	--	--



<p>A di C i ee</p>	<p>H a g Qi gli , Cai Zha , X Li i</p>	<p>8</p>	<p>Ja a 6<sup>h</sup>, 2023</p>	<p>C ide ed a d a ed: 1.</p>	<p>The A di C i ee ca ie i ki ic acc da ce i h he ele a la a d eg la i ch a he  , a d he  a d  The c i ee ade gge i ba ed he ac al c di i f he c a . All al ha e bee a ed a i l afe h gh di c i .</p>	<p>N/A</p>	<p>N/A</p>
------------------------	--	----------	-------------------------------------	--	---	------------	------------



<p>Audi Company</p>	<p>Huang Qigui, Cai Zhang, Xuli</p>	<p>8</p>	<p>April 1, 2023</p>	<p>1. The Audi Company is a public company ; 2. Audi Company is a public company ; 3. Audi Company is a public company ; 4. Audi Company is a public company 5. The Audi Company is a public company ; 6. Audi Company is a public company ; 7. Audi Company is a public company</p>	<p>N/A</p>	<p>N/A</p>
-------------------------	---	----------	--------------------------	--	------------	------------



				8.			
					;9.		



<p>A di C i ee</p>	<p>H a g Qi gli , Cai Zha , X Li i</p>	<p>8</p>	<p>A il 18<sup>h</sup>, 2023</p>	<p>C ide ed a d a ed: 1.</p>	<p>The A di C i ee ca ie i ki ic acc da ce i h he ele a la a d eg la i ch a he  ,  a d he  a d  The c i ee ade gge i ba ed he ac al c di i f he c a . All al ha e bee a ed a i l afe h gh di c i .</p>	<p>N/A</p>	<p>N/A</p>
------------------------	--	----------	--------------------------------------	--	--	------------	------------



<p>Audi Cassette</p>	<p>Huang Qingli, Cai Zhang, Xunli</p>	<p>8</p>	<p>June 12<sup>th</sup>, 2023</p>	<p>Conducted audit: 1. ; 2.</p>	<p>The Audi Cassette category is a key niche accessory category with high elasticity and high profitability. The category is highly concentrated and has high barriers to entry. The category is highly concentrated and has high barriers to entry. All category players are well established and have strong brand influence. The category is highly concentrated and has high barriers to entry.</p>	<p>N/A</p>	<p>N/A</p>
--------------------------	---	----------	---------------------------------------	---	---	------------	------------



<p>A di C i ee</p>	<p>H a g Qi gli , Cai Zha , X Li i</p>	<p>8</p>	<p>J l 28<sup>h</sup>, 2023</p>	<p>C ide ed a d a ed: 1.  ; 2.</p>	<p>The A di C i ee ca ie i ki ic acc da ce i h he ele a la a d eg la i ch a he  , a d he  a d  . The c i ee ade gge i ba ed he ac al c di i f he c a . All al ha e bee a ed a i l afe h gh di c i .</p>	<p>N/A</p>	<p>N/A</p>
------------------------	--	----------	-------------------------------------	--	---	------------	------------



<p>A di C i ee</p>	<p>H a g Qi gli , Cai Zha , X Li i</p>	<p>8</p>	<p>Oc be 18<sup>h</sup>, 2023</p>	<p>C ide ed a d a ed: 1.</p>	<p>The A di C i ee ca ie i ki ic acc da ce i h he ele a la a d eg la i ch a he  ,  a d he  a d  The c i ee ade gge i ba ed he ac al c di i f he c a . All al ha e bee a ed a i l afe h gh di c i .</p>	<p>N/A</p>	<p>N/A</p>
------------------------	--	----------	---------------------------------------	--	--	------------	------------



<p>A di C i ee</p>	<p>H a g Qi gli , Cai Zha , X Li i</p>	<p>8</p>	<p>Dece be 21 ,2023</p>	<p>C ide ed a d a ed: 1.</p>	<p>The A di C i ee ca ie i ki ic acc da ce i h he ele a la a d eg la i ch a he  , a d he  a d  The c i ee ade gge i ba ed he ac al c di i f he c a . All al ha e bee a ed a i l afe h gh di c i .</p>	<p>N/A</p>	<p>N/A</p>
------------------------	--	----------	-----------------------------	--	---	------------	------------



<p>A di C i ee</p>	<p>H a g Qi gli , Cai Zha , X Li i</p>	<p>8</p>	<p>Dece be 29<sup>h</sup>, 2023</p>	<p>C ide ed a d a ed: 1.</p>	<p>The A di C i ee ca ie i ki ic acc da ce i h he ele a la a d eg la i ch a he  , a d he  a d  . The c i ee ade gge i ba ed he ac al c di i f he c a . All al ha e bee a ed a i l afe h gh di c i .</p>	<p>N/A</p>	<p>N/A</p>
------------------------	--	----------	---	--------------------------------------	---	------------	------------



When the Share Capital is fully paid up, the equity is

Yes

The Share Capital is fully paid up.

Number of shares issued (million)	1,729
Number of shares subscribed (million)	11,007
Total paid-up capital (million)	12,736
Total paid-up capital (million)	12,736
Number of shares issued (million)	19
Preferential shares	
Preferential shares (million)	Number of shares (million)
Preferred	3,306
Sale	4,713
Technical	2,505
Financial	306
Administrative	1,906
Total	12,736
Equity	
Equity (million)	Number (million)

Category	Value
Master's Degree	669
Bachelor's Degree	5,840
Undergraduate	6,227
Total	12,736

The Re e ai a d E al ai C i ee ad he B a d f Di ec f he c a i i i a e  
 he a al ala ea e e a d adj a b a e d he ala a age e e , he  
 c lei f he c a f i e e f i h e a d he j b cha ac e i ic f i i . The  
 c a efe he a al ef a ce e l , Ma he c e i i , c b i e he l  
 a d de a d i ai i he d e ic ale a ke , ice i de a d he i f ai i a o — p  
 i e he e he b adba d "āla a a age e e , ca ie j b al e hee e f each  
 i i , d e e i e he ala c a l e a da 'd , a d g a a ee i e al fai i æ a . I addi i , he  
 c a a e e e l ee" a l e ala f ia 'eacM

pe

MI

↑

! 6, I 6!

0 0 0 0 0 0 0 0 0 0

! 6! 0 0 0 0

pe 6 6

6! 0 6

Widened



lie c i l i i e he ai i g la f , e ich he ai i g e h d a d i c e a e  
he ai i g c e e he c g h f e l e e a d h e c a .

A licable, N a licable

F lai , i le e ai adj e f fi di ib i licie , e eciall ca h di ide d  
licie d i g he e i g e i d

A licable N -a licable

D i g he e i g e i d, he c a h ghl de el ed a d i le e ed he c a '  
fi di ib i lai ic acc da ce i h he e i e e f he

he C a a d he ele a la a d eg lai .

O Ma 5 h, 2023, he 2022 a al ha eh lde ee i g f he c a a ed he fi  
di ib i la f he ea 2022. Ba ed he al ha e ca i al f 2,518,464,191 ha e he  
e i egi ai da e (Ma 18 h, 2023), a fe ded ci g he e cha ed ha e (27,866,756  
ha e ) f he c a ' e cha e acc , a al f 2,490,597,435 ha e e e di ib ed a  
ca h di ide d f 1.00 a (i cl di g a ) e 10 ha e all ha eh lde , ali g  
249,0597,43.50 a (i cl di g a ). A di a c le ed Ma 19 h, 2023.

S ecial N e Ca h Di ide d Di ib i P licie	
Whe he he i i f he C a A icle f A cia i he e i e e f he e l i ade a ge e al ee i g a e ai fied:	Ye
Whe he defi e cie ia a d i f di ide d di ib i a e e :	Ye
Whe he ele a deci i - aki g ced e a d echa i a e c le e:	Ye
Whe he i de e de di ec ha e e f ed hei d ie a d la ed hei d e le:	Ye
F h e h d eeci e ca h di ide d di ib i , ecific ea h ld be di cl ed b he c a , a ella he ea e be ake e e ha ce i e	N a licable



<p>Question:</p>	
<p>When the company has fully completed the legal registration of the company, the company is fully established:</p>	Yes
<p>When the company has completed the registration of the company, the company is not yet established:</p>	Not applicable

The Company is a limited liability company established in accordance with the provisions of the Company Law of the People's Republic of China.

Not applicable

The Company is a limited liability company established in accordance with the provisions of the Company Law of the People's Republic of China.

Not applicable

<p>Number of employees at the end of the year (people)</p>	0
<p>Assets at the end of the year (RMB) (million)</p>	6
<p>Basic business revenue (million)</p>	2,455,140,167
<p>Assets at the end of the year (RMB) (million)</p>	1,473,084,100.00
<p>Assets at the end of the year (i.e. cash and cash equivalents) (RMB)</p>	122,452,322.00
<p>Total assets (including equity) (RMB)</p>	1,595,536,422.20
<p>Profitable (RMB)</p>	1,861,191,678.26
<p>Total assets (including equity) as a percentage of total assets</p>	100%



Chairman's Report

Chairman's Report



Y h g Wa e f Tech l g C ., L d. Pha e III Re ic ed S ck I ce ie Sche e (D af) a d i a . The i ce ie che ei i hef f e ic ed ck a d he ce f he ck i O ie al Y h g' b ig back f he C a ' ck f he ec da a ke a d i a e e i lace e f Cla A di a ha e eligible a ici a ; he che ei e d ga e ha 329,661.29 illi e ic ed ck , acc ig f 2.21% f he al e i f 1,492.087952 illi ha e f O ie al Y h g he he i ce ie che e a ig ed. 2189 eligible a ici a e ei l ed i he i i al ga f he i ce ie che e a d he ice f he e ic ed ck i RMB10.77/ ha e.

2. The C a e i ed a di ed he "Cha e V S ecific C ce ig I ce ie Sche e", "VI. C di i f Ga ig a d Ve ig Re ic ed S ck", "Pe f a ce A ai al a C a Le el" a d "S d a d Rea able Se ig f A ai al I dica " i he ab ac e e e lai ed. C i Se ha e cha ig ha e fff da age he deb e f P a ce abili a d ai able p e e ai abili f li ed c a ie . f ^ a d i a a ced

Se e be 21, 2019, fi ali i g he t (he ei afe efe ed a he ) a di a , a d a delibe a d a ed Se e be 27, 2019 a he C a ' 6 h ee ig f he 7 h B a d fDi ec a d he 6 h ee ig f he 7 h B a d fS e i A . I L P B

3. F Se e be 27, Oc be 8, 2019, he c a blici ed he a e a d i i cl ded i he hid e ic ed ck i ce ie che e i hi he c a e 91' h ghi e al ffice e . A f he e i ai f he blici e id, bjec i a ai ed.

4. O Oc be 15, 2019, he C a held he 3 de a di a ge e al ee ig f ha eh lde i 2019 delibe a e a d a he





has held in 2019. The Board decided to convene the 2019 Annual General Meeting on November 11, 2019 at the company's registered office. 437 eligible shareholders (including 1,752 eligible shareholders (including 3,822,369 shares, and holding 23,540,159 shares back by the company's treasury)) attended the meeting. The meeting was held on December 12, 2019. According to the company's financial statements, the company's net assets as of December 31, 2019 were RMB 353,294,700. The company's financial statements for 2019 are as follows:

Retained Earnings (10,000 Yuan)	Total Earnings (RMB10,000)	2019 (RMB10,000)	2020 (RMB10,000)	2021 (RMB10,000)	2022 (RMB10,000)	2023 (RMB10,000)
2,736.25	35,329.47	2,504.55	17,198.58	8,967.31	4,751.49	1,907.55

The company will be liable to pay the dividends, which will be distributed to the shareholders. The final financial statements will be subject to the audit of the company's financial statements.

On October 26, 2020, the company held the 21st Annual General Meeting and the 15th Annual Meeting of the Board of Directors, deliberated and decided

. The company's 2019 Earnings Distribution Scheme: based on the company's earnings of RMB 1,569,784,697, RMB 3 is to be distributed for every 10 shares (including 1,752 shares). The dividends will be distributed on January 1, 2017.

Since the company's 2016 eligible shareholders should have received dividends, the company has issued Sage II shares to the eligible shareholders (including Sage II shares). As a result, Sage II shares



Share Incentive Scheme, he... a... take c... di... j... e... e b... i... g... ck...  
 ice f... he... e... ic... ed... ha... e... e... g... he... di... id... d... f... e... c... a... '... e... ice... h...  
 di... ib... i... g... ck... di... id... e... d... . Th... f... e... , he... b... i... g... back... ice... f... e... ic... ed... ck... g... e... d... f... he... fi...  
 i... e... i... adj... ed... f... RMB8.2... ha... e... RMB8.09/... ha... e... . I... addi... i... , he... c... a... id... gi... e...  
 b... ha... e... c... e... ca... i... a... e... e... i... ha... e... ca... i... al... . Thi... e... i... di... ib... i... che... e... a...  
 i... le... e... ed... J... e... 15, 2020. Si... ce... he... ca... h... b... i... 2019... ha... he... eligible... a... i... ci... a... h... ld...  
 ha... e... e... ce... i... ed... h... gh... he... e... ic... ed... ha... e... g... a... ed... i... Sage... ha... bee... a... fe... ed... i... hei... ca... i... al...  
 acc... b... ha... eh... lde... c... dia... ec... i... ie... c... a... (... he... c... dia... i... i... i... ), a... i... la... ed...  
 b... Sage... Re... ic... ed... Sha... e... I... ce... i... e... Sche... e... , he... J... g... i... ble...



and have concluded the aforementioned matters. On January 4, 2021, the company held the 3rd extraordinary general meeting for 2019.

8. On December 7, 2020, the company held the hidden matters investigation 2020 deliberation meeting.

. According to the investigation of the hidden matters, the company has confirmed that, in accordance with the relevant provisions of the Company Law, the hidden matters investigation report has been prepared and the company has taken the necessary measures to rectify the hidden matters. The company has also taken measures to rectify the hidden matters, and the company has also taken measures to rectify the hidden matters. On January 4, 2021, the company held the 3rd extraordinary general meeting for 2019. See the full text of the hidden matters investigation report for 2019 2023:

Revised matter gauged (10,000 matter)	Total amount elected (RMB10,000)	2019 ( )
---	---	-------------



The company's annual independent financial audit for 2020 is a full engagement. The audit has been completed (March 28, 2021) for 2,523,561,412 Yuan, a cash dividend of RMB 3.00 (tax inclusive) will be distributed to all shareholders for every 10 shares. In addition, the company's independent financial audit for 2020 is eligible for the 2020 annual general meeting. Since the company's 2020 annual general meeting is eligible for the 2020 annual general meeting, the company's independent financial audit for 2020 is eligible for the 2020 annual general meeting. Since the company's 2020 annual general meeting is eligible for the 2020 annual general meeting, the company's independent financial audit for 2020 is eligible for the 2020 annual general meeting. Since the company's 2020 annual general meeting is eligible for the 2020 annual general meeting, the company's independent financial audit for 2020 is eligible for the 2020 annual general meeting.

11. On October 26, 2021, the company held the 44th annual general meeting of shareholders. The meeting discussed and approved the 2020 annual general meeting agenda.

. According to the company's independent financial audit for 2020, the Board of Directors decided to distribute a cash dividend of 1,577,408 Yuan for every 10 shares held by shareholders as of the record date. The dividend is subject to change if there is any change in the company's share capital, and the dividend will be distributed for the 2020 annual general meeting.

12. On November 15, 2021, the company held the 2021 annual general meeting of shareholders.

. According to the company's independent financial audit for 2020, the Board of Directors decided to distribute a cash dividend of 1,577,408 Yuan for every 10 shares held by shareholders as of the record date. The dividend is subject to change if there is any change in the company's share capital, and the dividend will be distributed for the 2020 annual general meeting.



	T	2019	2020	2021	2022	2023
(RMB10,000)	(RMB10,000)	(RMB10,000)	(RMB10,000)	(RMB10,000)	(RMB10,000)	(RMB10,000)
2,355.13	32,743.13	16,069.57	8,168.13	4,395.25	1,764.53	

E

H

The adjusted cost will be charged to the company's profit and loss account, which will reduce the company's net profit. The financial statement reflects the actual results of the company's operations. On August 22, 2022, the company issued a notice regarding the 2022 annual general meeting.

1. x w e i o c b

5 1 8

e \$ # \$

9 c c

£ M H

A 2 0 2 1

G S



of the Third Revised Stock Incentive Scheme, he cancelled the share incentive plan. The effective share incentive plan was 6.68 million shares / 6.38 million shares.

15. On August 29, 2022, he held the 56th Board Meeting and decided to cancel the share incentive plan.

According to the share incentive plan of the Third Revised Stock Incentive Scheme, due to the failure of the share incentive plan in 2021, he failed to complete the share incentive plan, the Board decided to cancel all the share incentive plan. The share incentive plan was 1,283,406 shares.

16. On September 16, 2022, he held the 57th Board Meeting and decided to cancel the share incentive plan.

According to the share incentive plan of the Third Revised Stock Incentive Scheme, he cancelled the share incentive plan. The share incentive plan was 1,283,406 shares. The share incentive plan was cancelled due to the failure of the share incentive plan in 2021, and the share incentive plan was cancelled. On October 22, 2021, he held the 54th Board Meeting, and he cancelled the share incentive plan. The share incentive plan was 0.45 million shares. The share incentive plan was cancelled due to the failure of the share incentive plan in 2021, and the share incentive plan was cancelled. On November 22, 2021, he held the 55th Board Meeting, and he cancelled the share incentive plan. The share incentive plan was 0.75 million shares. The share incentive plan was cancelled due to the failure of the share incentive plan in 2021, and the share incentive plan was cancelled. On November 22, 2022, he cancelled the share incentive plan. The share incentive plan was 1,282,656 shares. On November 22, 2022, he cancelled the share incentive plan. The share incentive plan was 1,282,656 shares. On November 22, 2022, he cancelled the share incentive plan. The share incentive plan was 1,282,656 shares.

Revised share incentive plan (10,000 shares)	Total share incentive plan (RMB10,000)	2019 (RMB10,000)	2020 (RMB10,000)	2021 (RMB10,000)	2022 (RMB10,000)	2023 (RMB10,000)



Beijing Oriental Yundong



... decided to ...

4. On April 26, 2021, the ...

5. On May 14, 2021, the ...

Table with 7 columns: Ga ed ha e, T al ha e, 2021, 2022, 2023, 2024, 2025

The above ...

6. On June 1, 2021, the ...



ee ig f he 7 h B a d f S e i , hich delibe a ed a d a ed he P al Adj i g he E e ci e P ice f he 2021 S ck O i I ce i e Sche e. I ie f he fac ha he c a ' a al e i di ib i che e f 2020 a ba ed he al ha e ca ial f 2,523,561,412 ha e he da e f ec d (Ma 28, 2021) a he i e he he di ib i la a i le e ed, a ca h di ide d f 3.00 a (a i cl i e) a di ib ed all ha eh lde f e e 10 ha e. The c a did gi e b ha e. N did he c e ed ca ial e e ei ha e ca ial. Thi e i di ib i che e ha bee i le e ed b he e d f Ma 31, 2021. Si ce hi di ib i f igh a di e e cc ed bef e he e e ci e f he ck i i ce i e che ei 2021, acc di g he i i f he S ck O i I ce i e Sche e i 2021, h ld he e be a di ide d di ib i , ca ial i a i f ca ial e e e, ck di ide d di ib i , ha e li i g, igh i e ha e ed ci bef e he e e ci e, he e e ci e ice f he ck i i ce i e che ei 2021 h ld be adj ed acc di gl . The ef e, he e e ci e ice f he ck i i ce i e che ei 2021 a adj ed f 48.99 a / ha e 48.69 a .

7. O A il 27 h, 2022, he c a held he 48 h ee ig f he 7 h B a d f Di ec a d he 27 h ee ig f he 7 h B a d f S e i , hich delibe a ed a d a ed he P al F lfill e f E e ci e C di i i he Fi E e ci e Pe i d f he 2021 S ck O i I ce i e Sche e a d he P al Ca cella i f S ck O i hich ha e bee g a ed b e e e ci ed b e i ce i e bjec i he 2021 S ck O i I ce i e Sche e. Acc di g he ele a i i f he C a ' "2021 S ck O i I ce i e Sche e", he B a d f Di ec belie e ha he e e ci e c di i f he fi e e ci e e i d f he 2021 ck i i ce i e che e held b he i ce i e bjec ha e bee f lfilled, a d ag eed ha dle he i de e de e e ci e ced e f 3,294 i ce i e bjec i he fi e e ci e e i d. The ac al be f ck i e e ci ed i 9,125,945 i h he e e ci e ice bei g 48.69 a / ha e. The fi e e ci e e i d f he 2021 ck i i ce i e Sche e i f Ma 12, 2022 A il 25, 2023. D i g he fi e e ci e e i d, he ac al be fi ce i e bjec h ha e e e ci ed i 144,413. Acc di g he ele a i i f he C a ' 2021 S ck O i I ce i e Sche e, d e he e ig a i , he fail e ee he a da d i ef a ce a e e i 2021, he B a d f Di ec decided, i h he a h i a i f he ec d e a di a ha eh lde ' ee i gi 2021, ha all a f he 1,737 i ce i e bjec ha ha e bee g a ed b e e e ci ed, hich aled 7,222,930, hall be e e ci ed, a d he C a hall ca cel he . The ca cella i f hi ck i a c le ed Ma 9, 2022. The a i a i c f ck i f 2021 2025 i h i he f ll i g able:





On May 12, 2023, the Board of Directors held a meeting to discuss the cancellation of the 2022 Annual Report. The Board decided to cancel the 2022 Annual Report and the 2022 financial statements, which were approved by the shareholders at the 2022 Annual Meeting on May 12, 2023. The Board also decided to cancel the 2022 financial statements, which were approved by the shareholders at the 2022 Annual Meeting on May 12, 2023. The Board also decided to cancel the 2022 financial statements, which were approved by the shareholders at the 2022 Annual Meeting on May 12, 2023.

Ga ed Sha e Te h a d ha e	T al ha e a e e e e (Te h a d a )	2021 (Te h a d a )	2022 (Te h a d a )	2023 (Te h a d a )	2024 (Te h a d a )	2025 (Te h a d a )
2,043.74	29,575.04	5,788.37	8,582.42	8,532.36	5,395.97	1,275.92

The above information is true and correct. The Board of Directors has decided to cancel the 2022 Annual Report and the 2022 financial statements, which were approved by the shareholders at the 2022 Annual Meeting on May 12, 2023. The Board also decided to cancel the 2022 financial statements, which were approved by the shareholders at the 2022 Annual Meeting on May 12, 2023.

On June 6, 2023, the Board of Directors held the 8th meeting, in which the Board of Directors decided to cancel the 2022 Annual Report and the 2022 financial statements, which were approved by the shareholders at the 2022 Annual Meeting on May 12, 2023. The Board also decided to cancel the 2022 financial statements, which were approved by the shareholders at the 2022 Annual Meeting on May 12, 2023.





di ib i che e a i le e ed, 1.00 a i ca h (a i cl i e) a di ib ed all ha eh lde f e e 10 ha e . The c a did gi e b ha e c e ed ca ial e e e i ha e ca ial. Acc di g he i i f he 2021 S ck O i I ce i e Sche e, he e e ci e ice h ld be adj ed acc di gl h ld a ch a e cc a di ide d di ib i , ca ial i a i fca ial e e e, ck di ide d di ib i , ha e li g, igh i e ha e ed ci bef e e e ci e. The ef e, he e e ci e ice f he 2021 S ck O i I ce i e Pla a adj ed f 48.39 a / ha e 48.29 a / ha e.

(III) I le e a i f he Re ic ed S ck I ce i e Sche e i 2023

1. O J e 6 h, 2023, he C a held he 8 h ee i g f he 8 h B a d f Di ec a d he 6 h ee i g f he 8 h B a d f S e i , e ec i el , hich delibe a ed a d a ed he 2023 Re ic ed S ck I ce i e Sche e (D af) f Beijing Oriental Yuhong Water Technology Co., Ltd. a di a a ell a he al . The i ce i e l ed i hi i ce i e che e a e ic ed ck, i h he ck ce bei g he c a ' e cha e f he c a ' ha e f he ec da a ke a d he cla A- ha e ck i ed he i ce i e bjec . Thi i ce i e che e i e ded g a 80,877,270 e ic ed ha e he i ce i e bjec , acc i g f ab 3.2114% f he c a ' al ha e ca ial f 2,518,464,191 ha e he he d af i ce i e che e a a ced. A g he , 64,701,820 ha e e e g a ed f he fi i e, acc i g f ab 80.% f he al igh g a ed hi i e. 16,175,450 ha e e e e e ed f g a , acc i g f ab 20% f he al igh g a ed hi i e. A al f 7,266 i ce i e bjec e e i l ed i he fi g a i h he g a ice f e ic ed ha e bei g 13.86 a / ha e.

2. I ligh f he eal i a i , he c a adj ed he "Li f I ce i e Objec f Beijing Oriental Yuhong Water Technology Co., Ltd. 2023 Re ic ed S ck I ce i e Sche e" hich a a ced J e 6, 2023. I de be e la he i ce i e le f hi che e, he c a e i ed Beijing Oriental Yuhong Water Technology Co., Ltd. 2023 Re ic ed S ck I ce i e Sche e (D af) a di ab ac ch a "A icle 5 a d A icle 6, Pa ag a h l f S ecial Ti ", "Cha e 4 De e i a i Ba i a d Sc e f I ce i e Objec , Pa ag a h l f he Sc e f I ce i e Objec ", "Cha e 5 S ecific C e f I ce i e Sche e, Pa ag a h l a d 3 f he Ta ge S ck f I ce i e Sche e, a d Re ic ed S ck Di ib i f I ce i e Objec ", he ela ed c e f "Cha e V S ecific C e f I ce i e Pla (VI), C a Le el Pe f a ce A e e Re i e e f G a i g a d Re i g Re ic ed S ck C di i " a d "Cha e V S ecific C e f I ce i e Pla (VIII), Acc i g Tea e f Re ic ed S ck (II)" f "Beijing Oriental Yuhong Water Technology Co., Ltd. 2023 Re ic ed



Share Purchase Scheme (Revised Draft)" (hereinafter referred to as "2023 Revised Stock Purchase Scheme") and deliberated and adopted by the Board of Directors of the Company on December 8, 2023.

3. From September 18, 2023, the Company has been actively promoting the implementation of the share purchase scheme for the year 2023 through the company's official website. After the implementation of the share purchase scheme, the Company will be able to


4. On September 25, 2023, the Company has



Project Name	Title	Number of Shares Held at Beginning of Year	Number of Shares Issued	Number of Shares Repurchased	Number of Shares Available	Number of Shares Held at End of Year	Sick Price of Shares (RMB / share)	Number of Shares Held at End of Year	Market Price of Shares (RMB / share)	Number of Shares Held at End of Year	Number of Shares Held at End of Year	Number of Shares Held at End of Year	Number of Shares Held at End of Year	
Zhang Bei	Vice President, Secretary of the Board of Directors	0	0	0	0	0	0	0	19.2	93,750	0	0	6.38	93,750
Total	--	0	0	0	0	--	0	--	93,750	0	0	--	93,750	
Remark (if any)	None													

Each shareholder is entitled to one share of the company.

The Company has established the share purchase and sale system. The Company has established the share purchase and sale system. The Company has established the share purchase and sale system.





di ec l i ked hei k e f a ce. A fe he e d f he ea , he e e ai a da ai al c i ee f he B a d f Di ec f he C a ill f la e he e e ai i le e ai la ba ed he ea -e d a ai al f e i a age e e el a d i le e i a fe a al b he B a d f Di ec .

### A licable N a licable

All effec i ee l ee ck e hi d i g he e i g e i d

Sc e f S aff	N be f S aff	N be f Sha e Held	Cha ge I f ai	P i f he T al Sha e Ca ial fa Li ed C a	F d S ce f I le e ai f he Pla
Di ec , e i , e i a age e , iddle a age e a d he c e b i e backb e e l ee	1,411	2,000,000	N a licable N/A	0.08%	Legal e e ai f he C a ' e l ee , elf- fi a ci g, fi a ci g b fi a cial i i i a d he ea e i ed b la a d eg la i , e c.

S ck h l di g f di ec , e i a d e i a age e i E l ee S ck O e hi Pla d i g he e i g e i d

Na e	Ti le	N be f Sha e Held a he Begi i g f he Re i g Pe i d	N be f Sha e Held a he E d f he Re i g Pe i d	P i f he T al Sha e Ca ial f a Li ed C a
Zha g Zhi i g	Di ec , P e ide	361,143	14,522	0.00%
Zha g Yi g	Di ec , Vice P e ide	267,147	10,891	0.00%



Zhang Honga	Director, Vice President	74,207	2,904	0.00%
Wang Xiaonia	Director, Vice President	267,147	10,891	0.00%
Yang Hacheng	Director	361,143	14,522	0.00%
Wang Weigang	Vice President	361,143	14,522	0.00%
Xu Wei	CFO	222,622	9,076	0.00%



die i he ie l ge i able c i e a ici a e i he Pla , he a age e c i ee e abli hed b he C a ' E l ee S ck O e hi Pla ill di e f he ha e f he h lde i acc da ce i h he

a d he ele a i i e e ha he ele a di ali i acc da ce i h he age e f he E l ee S ck O e hi Pla .

Cha ge i e be f a age e c i ee f he E l ee S ck O e hi Pla

A licable N a licable

Fi a cial i fl e ce f E l ee S ck O e hi Pla he li ed C a d i g he e i g e i d a d ela ed acc i g ea e

A licable N a licable

Te i ai f E l ee S ck O e hi Pla d i g he e i g e i d

A licable N a licable

O he de c i i

3. O he e l ee i ce i e ea e

A licable N a licable

1. E abli h e a di le e ai fi e al c l

The bjec i e f he C a ' i e al c l a e ide ea able a a ce f legal c lia ce i e ai a d a age e , afe fa e , hf l e a di e gi ffi a cial e a d ela ed i f ai , i e e ai al efficie c a d effec i e e , a d e he achie e e f de el e a egie . The C a ha e abli hed a d a d effec i e i e al c li acc da ce i h he i i f he a d

i i g g ideli e a d he i e al c l eg la e i e e . The Sha eh lde ' Mee i g i he highe a h i f he C a , he B a d f Di ec f he C a i

e ible f he e abli h e a d effec i e i le e ai fi e al c l , he B a d f S e i e i e he e abli h e a di le e ai fi e al c l b he B a d f

Di ec , a d he a age e i e ible f ga i i g a d leadi g he dail e ai f he i e al c l f he C a . The B a d f Di ec ha e f ecial c i ee , a el

he A di C i ee, he S a eg C i ee, he N i ai C i ee a d he Re e ai a d A ai al C i ee, hich e f hei d ie i acc da ce i h he ele a la a d

eg la i a d he ki g le f each c i ee a d ide ec e dai a d i i he B a d f Di ec f deci i - aki g. E ce f he S a eg C i ee, hich i chai ed b



the Chair of the Company, the shareholders, the Board of Directors, the Board of Supervisors and the Management. The Board of Directors is responsible for the implementation of the resolutions of the shareholders' meeting and the Company's business operations.

The Board of Directors, the Board of Supervisors and the Management have established a complete and effective system of internal control, including the system of financial control, the system of asset control, the system of human resources control, the system of information control, the system of risk control, the system of compliance control, the system of environmental and social control, and the system of anti-corruption control. The Board of Directors has established a complete and effective system of internal control, including the system of financial control, the system of asset control, the system of human resources control, the system of information control, the system of risk control, the system of compliance control, the system of environmental and social control, and the system of anti-corruption control.

During the reporting period, the Company has established a complete and effective system of internal control, including the system of financial control, the system of asset control, the system of human resources control, the system of information control, the system of risk control, the system of compliance control, the system of environmental and social control, and the system of anti-corruption control. The Company has established a complete and effective system of internal control, including the system of financial control, the system of asset control, the system of human resources control, the system of information control, the system of risk control, the system of compliance control, the system of environmental and social control, and the system of anti-corruption control.

2. Details of the internal control system

Yes

Chairman	Independent Director	Independent Supervisor	Managing Director	Executive Director	Secretary	Finance Director
N	N	N	N	N	N	N



Daefdicl e fhefli e al c lae ai e	April 14, 2024	
Fll dicl ei de fi e al c la ace e	http://.cif.c.c	
Talae f i i cl dedi e al ai a a e ce age fhe al a e fhe c a ' c lida ed fi a cial a e e	98.00%	
The ai fhe eaig e e e f he i i cl dedi hee al ai he eaig e e e fhe c a ' c lida ed fi a cial a e e	98.00%	
Defec Ide ifica i Sa da d		
Ca eg	Fi a cial Re	N -fi a cial Re







Significant Deficiencies in Non-Financial Reporting	None
---	------

The accounting information disclosed in the financial statements is fair and reasonable.

Yes / No

The information disclosed in the financial statements is fair and reasonable, and the company has no material non-financial reporting deficiencies.

Yes / No

Not applicable

When he held the annual bid, the company will change its  
annual business plan accordingly.

Yes

Environmental indicators are as follows:

#### 1. Water

Tianjifeng Nuclear Co., Ltd., the parent company of the listed company (hereinafter referred to as "Tianjifeng Nuclear Co.") shall be subject to the following water consumption standards in Table 2:

(DB37/2374-2018) (industrial water consumption standard 100 g/³, life drinking water 50 g/³,

PM 10 g/³) The parent company of the listed company shall be subject to

Part VII of the

(DB37/2801.7-2019): Other

Industrial Water Consumption Standard (hereinafter referred to as "Industrial Water Consumption Standard (NMHC) shall be subject to 40 g/³); The parent company of the listed company shall be subject to the following standards in Table 2:

(GB16297-1996) (industrial water consumption standard 1.0 g/³, and NMHC shall be subject to 4.0 g/³).

#### 2. Noise

Tianjifeng Nuclear Co. shall be subject to the Class 2 standard of the Environmental Noise Standard for Industrial Enterprises (GB12348--2008) (noise level 60 dB in the day and night, noise level 50 dB at night).

#### 3. Wastewater

Tianjifeng Nuclear Co. shall be subject to the following standards in Table 2:

(GB/T31962-2015) (PH: 6.5-9.5, BOD5 standard 350 g/L, COD

standard 500 g/L, ammonia nitrogen standard 45 g/L, and dissolved oxygen standard 400 g/L).

#### 4. Solid waste

General industrial solid waste shall be subject to the

(GB18599-2001) and the following standards in 2013



...; Ha ad a e hall be bjec he Sa da d f P ll i C l  
Ha ad Wa eS age (GB18597-2001) a d he i i fi e i i hee .

E i e alP eci Ad i i ai eLice e

I acc da ce i h he

(O de N . 736) i ed a di le e ed b he Sa e C cil Ma ch 1, 2021, he g idi g  
a da d a d e i e e f he Nai al E i e al P eci Sa da d f he Pe le'  
Re blic f Chi a (

i ed a di le e ed b he

Mi i fEc l g a dE i e Feb a 28, 2020, Tia di gfe gC a ha c d ced  
ic elf-e a i ai a di eci i ba ic d ci facili e , d c , i f  
ll i ge e ai , ea e facili e , e i ed di cha ge l e f aj ll a , elf-  
i i g, e i e al a age e ec d , e c., a d b i ed a a lica i f e age  
di cha ge e i i i J l 2020, a d eeci ed a e age di cha ge e i i i Dece be f he  
a e ea , hich i alid f h ee ea . D e e k h a d ce cha ge, Tia di gfe g  
C a had b i ed a a lica i cha gi g f e age di cha ge e i i i Ma ch 2022,  
a d eeci ed a e age di cha ge e i i i J l f he a e ea , hich i alid f fi e ea .  
D e he e lace e f ga -fi ed b ile , Tia di gfe gC a a lied cha ge he ll a  
di cha ge e i i N e be 2022, hich a a ed i J e 2023, i h a alidi e i d f 5  
ea .

D i g he e i g e i d, Tia di gfe gC a e ed Sha d g Ba i E i e al  
P eci Tech l g C .,L.d. c d c i i g. Afe c ai a d acce a ce, he b ile  
li e i i ge i e a alified.

I d e i i a da d a d de ail f ll a e i i i l e di d ci a d b i e aci i e

Na e f c a b idia	T e f ai ll a a d cha ac e i ic ll a	Na e f ai ll a a d cha ac e i ic ll a	E i i de	N be f e i i le	Di ib i f e i i le	E i i c ce ai	P ll a e i i a da d i le e ed	T al e i i l e	T al a e d e i i l e	E ce i e e i i
-------------------------	--	---	-------------	--------------------------	-----------------------------	---------------------	---	----------------------	----------------------------------	----------------------



Tia di g fe g N e C ., L d	Wa e Ga	SO2. i ge ide. ke	O ga i ed e i i h gh fl e	3	The fl e ga e i i le i l ca ed i he fl e ga di cha g e le f he b ile k h	The SO2 e i i c ce a i i 19.2 / ;The i ge ide e i i c ce a i i 53.2 g/ The ke e i i c ce a i i 4.6 / ; hich c lie i h he e i i a da d	(DB37/2 374- 2018)	SO2 7.45 / ea Ni ge ide 20.4 / ea S ke1. 67 / ea	SO2 25.92 / ea Ni ge ide 48.6 / ea S ke 5.53 / ea	N e
--	------------	----------------------------	---------------------------------------	---	---	--	--------------------------	---	--	-----

Di al f ll a

D i g he e i g e i d, Tia di g fe g a ached g ea i a ce e i e al eci  
a d ai able de el e , ea ed ll a i acc da ce i h ele a e i e al  
eci eg lai a d a da d , a d ai ai ed a d eg la l e ai ed e i e al ll i  
c le i e i i e. Wa e ga i k h i c llec ed i a ai igh a e a d ea ed b  
file c a d UV h - ge la be ac i a ed ca b ; Bl e ca b b ile i ea ed b  
a ia de i ifica i , e elec ic d e al+elec ic bag d e al, li e e-g



... e h d de lf i ai , h ke ee l a-l e i i e i e e ; D e ic e age i ea ed i e ic a k a d he di cha ged i he Li i Qi g i g Se age T ea e Pla h e e i i i he a da d; Tia di gfe g e a alified hi d a legall di e f he a e l bica i g ilge e a ed f he e ha l i h ca i g ll i .

E i e al Self-M i i g P g a

Tia di gfe g C a c leed he e a a i f he

... i acc da ce i h he a da d a d ecifica i a d egi e ed he a e i h he l cal e i e al eci b ea de he egi ai be 371424-2022-025-L; he c a al c leed he e a a i f he

... a d egi e ed he a e i h he l cal e i e al eci b ea de he egi ai be ZWR2022-122.

Ri k a e e : Tia di gfe g C a did e da ge che ical ce e . I ha i alled a a ic c l al e a d he a a ic c l facili e i ele a i i , a de abli hed ic e a i g ced e ; b a ce e iall ca i g a he ic ( a e ) e i e al i k a e ai l hea a fe il, e c. The e e ed a d ed i acc da ce i h he ecifica i ; he ala i g de ice , fi e-c l facili e a d i i g e i e f age a k a d i eli e e e c le e ; Nece a e e ge c a e ial e e i i i ; he e e e e i e al eci a age e i a d e el, a d a c le e e i e al a age e a d e e ge c a age e e i h e e ge c e el. The ef e, afe i le e i g ecifica i ea e , he c a ' e i e al i k a e c llable a d acce able.

P eca i :

1. S e g he e e ge c e a ed e , a di ec a d ai ai , a eg la ba i ( ce a h), he e e ge c e i e f Tia di gfe g C a , ch a eilla ce ca e a , a i i cable , i , e l i - f e e ge c l , li id le el ga ge , e c., e e al f ci i g fe i e , a d eg la l da e e e ge c e i e a e ce a .
2. I ec a d ai ai he e e ge c facili e a eg la l ba i ( ce e e half ea ) e e ha he facili e a e i g d c di i .
3. S ic l check he alifica i a d ce ifica e f a ehicle a d e el e e e afe l adi g.
4. S e g he i i i al de el e a de abli ha di e he e ibili e a d e f all i i , a d e g he ai i g, i e he e i e al a a e e f e l ee ,



e i e aff e be a ele a e a bef e aki g hei i i , a e e h a e .

5. Ca eg la e ege c d ill a d ai i g a d e i e all e ege c e el fa ilia i e he el e i h hei e ibili ie a d he aci a d ea e he h ld ake i elai e ege c e e, a d a e he e fe ege c e i e , a d k ell ab ba ick ledge f elf- eci a d fi aid a d e c e.

6. Regi e a d kee ec d f ha a d b a ce a d e i e al i k ce , a d c d c eg la e i g a d e al a i . S e g he he i eci a d a age e f d ci facili ie a d age i e , gai eal- i e k ledge f a d c llec i f ai he e a d la e de el e fe i e al ll i ce i he k a ea i hi i a h i , a d f a d c e di g c e ea e a d i i .

7. U e d c i h eliable igh e a d afe fea e , a d ca eg la i eci a d ai e a ce.

8. P e a e fi e h d a , a d, ca b di ide fi e e i g i he , lle ed f a ( d de ) fi e e i g i he , e c. a d eg la l i ec , ai ai a d e lace he a d kee he fi e e gi e acce clea .

9. E i e al E ege c Da aba e

1) E abli h a da aba e fe i e al i k b a ce a d che ical b a ce ha igh ca e ab e i e al i k i cide , c e i g h ical a d che ical e ie , age da a, leakage ea e e h d , fi aid ea e , h gie e a da d a d eca i .


2) E ege c Re c e Ne k S e f Ab E i e al I cide

E abli h a e ege c e c e e k e f ab e i e al i cide , i cl di g he c ica i e k fe ege c c a d ce e , e ege c ffice a d e ege c g . Kee c ica i i h he ab e i e al e ege c e e ce e f he e i e al eci b ea f ci ie , di ic a d c ie , hich i c d ci e i el c lai i he e e fa accide , a ide ech ical g ida ce f accide e c e a d e e e e c e a e ial a diffe e le el .

E i e al elf- i i g g a

Tia di gfe g C a ha e abli hed a elf- i i g la i acc da ce i h he e i e e f he "P ll i Di cha ge Pe i", a d eg la l c d c elf- i i g f a e a e a d a e ga acc di g la a d eg la i a afe e c f4 i e e ea . Th gh i i g, all i dica ee he e i i li i .

Rele a i f ai i e e i e i e al ea e a d eci a d a e f



Faint, illegible text at the top of the page, possibly a header or page number.

Faint, illegible text in the upper middle section of the page.

Faint, illegible text in the middle section of the page, partially obscured by large black letters.

Faint, illegible text in the lower middle section of the page.

Faint, illegible text in the lower section of the page, partially obscured by large black letters.

Faint, illegible text in the lower section of the page, partially obscured by large black letters.

Faint, illegible text in the lower section of the page, partially obscured by large black letters.

Faint, illegible text in the lower section of the page, partially obscured by large black letters.

Faint, illegible text in the lower section of the page, partially obscured by large black letters.

Faint, illegible text at the bottom of the page, partially obscured by large black letters.



the calculation of the average (level-2) of the total area is 687,200 square meters.

The company has established a scientific and effective management system, and has achieved significant results in the field of energy conservation and emission reduction. The company has carried out a series of energy conservation and emission reduction measures, such as improving the energy efficiency of production equipment, optimizing the production process, and strengthening energy management. The company has also carried out a series of energy conservation and emission reduction projects, such as the construction of a new energy conservation and emission reduction project, the renovation of an existing energy conservation and emission reduction project, and the implementation of an energy conservation and emission reduction project. The company has achieved significant results in the field of energy conservation and emission reduction, and has been recognized by the government and the industry. The company has also carried out a series of energy conservation and emission reduction projects, such as the construction of a new energy conservation and emission reduction project, the renovation of an existing energy conservation and emission reduction project, and the implementation of an energy conservation and emission reduction project. The company has achieved significant results in the field of energy conservation and emission reduction, and has been recognized by the government and the industry.



in the special field of building materials, the company has established a complete system of research and development, production, and sales. The company has established a high-efficiency R&D system, which has achieved significant results in the field of building materials. The company has established a complete system of research and development, production, and sales. The company has established a high-efficiency R&D system, which has achieved significant results in the field of building materials.

The company has established a complete system of research and development, production, and sales. The company has established a high-efficiency R&D system, which has achieved significant results in the field of building materials. The company has established a complete system of research and development, production, and sales. The company has established a high-efficiency R&D system, which has achieved significant results in the field of building materials.

Admission of new employees

Company	Real Estate	Village	People	Industrial	Recruitment
New	New	New	New	New	New



O he e i e ali f ai ha h ld be di cl ed

N

O he i f ai ela ed e i e al eci

G ided b he gee c ce , he c a b ild Y h g' gee e (gee de ig , gee d c , gee fac ie , a d gee l chai ), a d e abli he a d i e a age e bjec i e a d a e e echa i f afe a d e i e al eci , e e g c e ai a d e i i ed ci , a d cial e ibili . Xia a g, P a g, Ta g ha , Y e a g, Qi gda , a d X h fac ie



The Company has fully implemented the Sustainable Development Goals 2023. Furthermore, the company has successfully completed the 2023 Annual General Meeting (AGM) and the 2023 Annual Report. On April 19, 2024.

The Company is committed to "building a world-class water utility company", and will continue to focus on the core business of water supply and wastewater treatment. In the past year, the company has achieved significant progress in the field of water supply and wastewater treatment, and has made significant contributions to the local economy and society. The company will continue to focus on the core business of water supply and wastewater treatment, and will continue to improve the quality of service and the level of management. We will continue to focus on the core business of water supply and wastewater treatment, and will continue to improve the quality of service and the level of management.

### Case 1: Pacific Village & East Asia Pacific

In April, 2023, Oriental Yuhang Vocational Skill Training School successfully completed the Pacific Village & East Asia Pacific project. The project is a key project of the Pacific Village & East Asia Pacific project, and it is a key project of the Pacific Village & East Asia Pacific project. The project is a key project of the Pacific Village & East Asia Pacific project, and it is a key project of the Pacific Village & East Asia Pacific project. The project is a key project of the Pacific Village & East Asia Pacific project, and it is a key project of the Pacific Village & East Asia Pacific project. The project is a key project of the Pacific Village & East Asia Pacific project, and it is a key project of the Pacific Village & East Asia Pacific project.

### Case 2 "Seehelb Pacific Leak Fee Service" Publicity and Promotion

The company has successfully completed the "Seehelb Pacific Leak Fee Service" publicity and promotion project. The project is a key project of the Pacific Village & East Asia Pacific project, and it is a key project of the Pacific Village & East Asia Pacific project. The project is a key project of the Pacific Village & East Asia Pacific project, and it is a key project of the Pacific Village & East Asia Pacific project.



are for fair and justice for the community. In 2023, the company has achieved a significant milestone in building a fair and transparent corporate governance system. The company has established a fair and transparent corporate governance system, which is a key factor for the company's long-term development. In addition, the company has also paid attention to the protection of the environment and the safety of the employees. The company has established a strict environmental protection system and a safety management system, which has effectively reduced the company's environmental impact and ensured the safety of the employees. The company's commitment to fair and transparent corporate governance, environmental protection, and employee safety has earned the company a good reputation in the industry and among the public.

Case 3: Dongde and Dake are big leaders.

Deai, a big leader of the company, has initiated the "Child Development and Education" project. The project aims to improve the living conditions and education of children in the village. The project has been implemented in the village of Dalia, Sichuan. The project has effectively improved the living conditions and education of children in the village. The project has also helped to improve the health and happiness of children in the village.

The company has launched the "Big Leader" project in the village of Nai, Meigong, Cagang, Licang, and Yaping. The project aims to improve the living conditions and education of children in the village. The project has been implemented in the village of Nai, Meigong, Cagang, Licang, and Yaping. The project has effectively improved the living conditions and education of children in the village. The project has also helped to improve the health and happiness of children in the village.

In June 2023, the company has launched the "Big Leader" project in the village of Nai, Meigong, Cagang, Licang, and Yaping. The project aims to improve the living conditions and education of children in the village. The project has been implemented in the village of Nai, Meigong, Cagang, Licang, and Yaping. The project has effectively improved the living conditions and education of children in the village. The project has also helped to improve the health and happiness of children in the village.

In October 2023, the company has launched the E-FACTORY project in the village of Nai, Meigong, Cagang, Licang, and Yaping. The project aims to improve the living conditions and education of children in the village. The project has been implemented in the village of Nai, Meigong, Cagang, Licang, and Yaping. The project has effectively improved the living conditions and education of children in the village. The project has also helped to improve the health and happiness of children in the village.

In October 2023, the company has launched the "Big Leader" project in the village of Nai, Meigong, Cagang, Licang, and Yaping. The project aims to improve the living conditions and education of children in the village. The project has been implemented in the village of Nai, Meigong, Cagang, Licang, and Yaping. The project has effectively improved the living conditions and education of children in the village. The project has also helped to improve the health and happiness of children in the village.

Case 4: Shag and Weald are big leaders.

In August 2023, the company has launched the "Big Leader" project in the village of Nai, Meigong, Cagang, Licang, and Yaping. The project aims to improve the living conditions and education of children in the village. The project has been implemented in the village of Nai, Meigong, Cagang, Licang, and Yaping. The project has effectively improved the living conditions and education of children in the village. The project has also helped to improve the health and happiness of children in the village.



degree. The company's Shandong Technology Group Ltd. has 40 subsidiaries in the Gaobei District, Hebei Province, Fangshan District, Beijing and elsewhere. The company's subsidiaries include Hebei Gaobei District, Hebei Province, Fangshan District, Beijing and elsewhere. The company's subsidiaries include Hebei Gaobei District, Hebei Province, Fangshan District, Beijing and elsewhere.

Shandong Technology Group Ltd. has subsidiaries in Hebei Province, Gaobei District, Hebei Province, Fangshan District, Beijing and elsewhere. The company's subsidiaries include Hebei Gaobei District, Hebei Province, Fangshan District, Beijing and elsewhere.

Case 5: Shandong Technology Group Ltd. has subsidiaries in Hebei Province, Gaobei District, Hebei Province, Fangshan District, Beijing and elsewhere. The company's subsidiaries include Hebei Gaobei District, Hebei Province, Fangshan District, Beijing and elsewhere.

In September 2023, the company held the 2023 Annual Meeting of Shareholders of Shandong Technology Group Ltd. The company's subsidiaries include Hebei Gaobei District, Hebei Province, Fangshan District, Beijing and elsewhere.

Case 6: The company's subsidiaries include Hebei Gaobei District, Hebei Province, Fangshan District, Beijing and elsewhere. The company's subsidiaries include Hebei Gaobei District, Hebei Province, Fangshan District, Beijing and elsewhere.

The company's subsidiaries include Hebei Gaobei District, Hebei Province, Fangshan District, Beijing and elsewhere. The company's subsidiaries include Hebei Gaobei District, Hebei Province, Fangshan District, Beijing and elsewhere.

The company's subsidiaries include Hebei Gaobei District, Hebei Province, Fangshan District, Beijing and elsewhere. The company's subsidiaries include Hebei Gaobei District, Hebei Province, Fangshan District, Beijing and elsewhere.



and



1. The development of the Company's core technology, Shahehde, related to the development of the Company's related technology and the related development of the Company's related technology.

Available Not Available

Background	Participating	Technology	Core	Development	Development	Performance
------------	---------------	------------	------	-------------	-------------	-------------



<p>IPO          completed          registration</p>	<p>Li Weigang</p>	<p>Ab          h i al          c e i i :          he &amp; P a '          c lli g          ha eh lde          M . Li Weig          i ed:          "Nei he I          a he          h ldi g          b idia ie          (he ei af e          efe ed a          " he          b idia ie ")          ha Ii e i          e ce          O ie al          Y h g ha e          i e ed i a          c a ,          e e i e,          e a i g          + QV ha          e gage i he          a e          i ila          b iee ee a          O ie al          Y h gg,</p>
---	-------------------	--



			<p>ei he I he b idia ie c d c h i al c e i i i h O ie al Y h g; I ill a d ill g a a ee ge he b idia ie i e i he a e i ila d c i a d e a i a O ie al Y h g, e abli h ac i e e a i al i i i i cl di g b idia ie a d b a che ha e gage i he a e i ila b i e e a O ie al Y h g i he f e, i i ia e, e a e a d de el hel i i ia e, e a e a d de el a</p>			
--	--	--	--	--	--	--



			<p>         b i e ,          e e i e,          jec a          he ac i i ie          ha di ec l          c e e i h          a          c e e i h          O ie al          Y h gi          b i e i          h e          ff h e          Chi a, a          a id e          e ial di ec          i di ec          c e i i          i h O ie al          Y h g          d c i a d          e a i ;          O ie al          Y h gi          e i led he          igh fi          a fe          d ce e          ech l gie          a d d c          ha a e          ele a i h          O ie al          Y h g'          d c i a d          e a i , a d          ha a e ei he          i -h e          de el ed b       </p>			
--	--	--	---	--	--	--



			<p>e he bidiaie idced fabad c-de el ed ih he ; he e I he bidiaie e ell a he ae , bie e ei elaed he dcia d eai f Oie al Yh g, Oie al Yh g ha he igh cha e fi ; Iga a ee ha I elf ill, a d he bidiaie , a gedb e, ill ffe e hich ae le fa able ha he ffe ed a ide e de hid a ie he elli g</p>			
--	--	--	---	--	--	--



			<p>a fe i g ele a a e b i e e . F a i la i f he de aki g ab e, I a ead bea he di ec i di ec ec ic l e , liabili f clai a d addi i al e e e i c ed O ie al Y h g i he ha eh lde he ha elf."</p>			
--	--	--	--	--	--	--



	<p>Beijing Oriental Yuhong Waerf Technology Co., Ltd.</p>	<p>Other debt</p>	<p>The Board Directorial abide by the "Charter", "Securities Law", "Administrative Measures for the Issuance of Securities by Listed Companies" and the relevant provisions of the CSRC regulations, and strictly follow the requirements of the "Code of Best Practices for Issuers in Issuing Securities" and the "Code of Best Practices for Issuers in Issuing Securities" to ensure the fair, accurate and timely disclosure of information.</p>	<p>August 18, 2014</p>	<p>Pease</p>	<p>Original signature</p>
--	---	-------------------	---	------------------------	--------------	---------------------------



			<p>acceptance  of  the  advice  of CSRC and  the  Stock  Exchange.  The  Company  will  continue  to  strengthen  the  regulatory  cooperation  with  the  relevant  authorities,  including  the  CSRC,  the  SEC,  the  HKEx,  and  the  relevant  regulatory  authorities  in  the  United  Kingdom,  to  ensure  that  the  Company  complies  with  the  relevant  regulatory  requirements.</p>		
--	--	--	---	--	--




			di ec l i di ec l e gage i he ck adi g f he C a .			
--	--	--	--	--	--	--

<p>O he de aki g i i ha eh lde</p>	<p>The C a ' di ec a d e i a age e Li Weig , X Li i , Xia g Ji i g, Li Bi ( e ig ed), Zha g Yi g, Zha g H g a , Ya g Ha che g, Zha g Zhi i g, H Xia a ( e ig ed), Xia Y gbia ( e ig ed), S Ji i ( e ig ed), Q Peih a( e ig e d), Wa g We i g, Lei Li ( e ig ed), Wa g Xi ( e ig ed), X Wei, Zha g Bei</p>	<p>U de aki g ake e ediable ea e f he dil i f c e e a a e l f i a ce f c e ible b d</p>	<p>1. N e f he be efi ill be a fe ed he e i ie i di id al i h a c e a i fai e , a d he ea ill be ake da age he C a ' i e e .2. Re ic i ill be i ed f he i i - ela ed c i . 3. N e f he C a ' a e ill be ed e gage i i e e a d c i ac i i ie ela ed he e f a ce fd ie .4. The c e a i e f la ed b he B a d he</p>	<p>N e be 1, 2016</p>	<p>Pe a e</p>	<p>O g i g ic e f a ce</p>
--	---	---	--	---------------------------	---------------	--------------------------------



			<p>C e a i  C i ee i  li ked he  i le e a i  f he  C a '  e ediable  ea e .5. If  heC a  i le e  e i  i ce i e i  he f e, he  e e ci e  c di i f  heC a '  e i  i ce i e be  a ced  ill be li ked  he  i le e a i  f he  C a '  e ediable  ea e .F  a i la i  f he  de aki g  ab e ha  ca el e  he c a</p> <p>ha eh lde ,I  hall bea  c e di g  liabili ie i  acc da ce  i h he la .</p>			
--	--	--	--	--	--	--



1. D  
 i e f  
 h  
 b i e  
 a age e  
 ac i i e  
 e ceedi g he

The  
 C a '  
 di ec a d  
 e i  
 a age e  
 Li Weig , X  
 Li i , Xia g  
 Ji i g,  
 Zha g  
 Zhi i g,  
 Zha g Yi g,  
 Zha g  
 H g a , Ya g  
 Ha che g,  
 Wa g Xia ia,  
 Cai Zha ,  
 H a g  
 Qi gli , Che  
 G a gji , Q  
 Peih a( e ig e  
 d), Wa g  
 We i g, X  
 Wei, Zha g  
 Bei

ii a d  
 ch c ach  
 he C a '  
 i e e ;2.  
 F he da e  
 f he  
 de aki b  
 U de aki g he  
 ad  
 e ediable he C a '  
 ea e f c e i a e  
 he dil i f lace e f A  
 c e e ha e , if hee  
 a a e l f CSRC ake  
 i a ce f he e  
 i a e  
 lace e  
 ha e



			<p>of the CSRC. Failure in liability effectual to fulfill the obligation of the company, I agree to bear legal responsibility in accordance with the CSRC and SCE rules in the event of any liability incurred by the company in accordance with the relevant regulations.</p>			
--	--	--	--	--	--	--



	<p>The Company conducts business activities in the People's Republic of China through its wholly owned subsidiary Beijing Oriental Young Wang of Technology Co., Ltd.</p>	<p>Under the provisions of the Company Articles of Association and the Company Constitution, the Board of Directors is the highest decision-making body of the Company.</p>	<p>1. The Company has completed the annual work report and the annual financial statements for 2023. 2. The Company has completed the annual work report and the annual financial statements for 2023. 3. The Company has completed the annual work report and the annual financial statements for 2023.</p>	<p>October 16, 2020</p>	<p>People's Republic of China</p>	<p>Original Text</p>
--	---	---	--	-----------------------------	---	--------------------------



			<p>of the CSRC. Failure in liability effectual to fulfill the obligation of the company, I agree to bear legal responsibility in accordance with the CSRC and SCE rules in the event of a default. I hereby make a declaration that I am not a shareholder of the company and I do not have any interest in the company. I hereby make a declaration.</p>			
--	--	--	---	--	--	--



	<p>All directors of the Company Li Weigang, X Li Jie, Xiaog Ji Jigang, Zhang Zhi Jigang, Zhang Yigang, Zhang Huang, Yang Hancheng, Wang Xiaojia, CAI Zhan, Huang Qingli, Chen Gangjiang Zhang Jigang</p>	<p>Company has established has a daughters deb efficiency ability available easiness ability convenience</p>	<p>This established ill daughters deb efficiency ability gig economy ability convenience</p>	<p>New 13th, 2023</p>	<p>Illness has has established 8h Daughters Diagnosis has efficiency ability convenience New 13th, 2023.</p>	<p>Organization efficiency</p>
<p>Other convenience</p>	<p>The Company has ad hoc convenience Li Weigang</p>	<p>Release convenience has convenience</p>	<p>Company has convenience add convenience has convenience has convenience has convenience has convenience</p>	<p>Ag 24, 2022</p>	<p>Will has Ag 24, 2022 has convenience convenience convenience</p>	<p>Organization efficiency</p>
<p>Effectiveness</p>	<p>Yes</p>					



de aki g	
De ailed ecific ea f f Ifilli g all de aki g i hi he d e e i d (if a ) a d he la f e e hall be ided	N/A И ᠪᠢᠨᠨᠠ

2. If fi abili i f eca f heC a ' a e jec a d he e i g e i d i i hi  
fi abili f eca e i d, heC a e lai he a e jec acc i g f he i gi al  
fi abili f eca a d i ea .  
A licable N a licable

A licable N a licable

D i g he e i g e i d f heC a , - e a i g c a i a l c c a i f l i e d c R Q a  
c c b c l l i g h a e h l d e a d a k e h l d e .

A licable N a licable

TheC a did ha e i l l e g a l e e a l g a a e e d i g h e e i g e i d .





### Assets and Liabilities

On December 31, 2022, the Company's assets and liabilities were:

(Unit: RMB million)

According to Article 16 of the Company's Charter, the Company's assets and liabilities are divided into assets and liabilities. Assets are divided into tangible assets and intangible assets. Tangible assets are divided into property, plant and equipment, investment property, etc. Intangible assets are divided into patents, trademarks, etc. Liabilities are divided into financial liabilities and non-financial liabilities. Financial liabilities are divided into bank deposits, bank loans, etc. Non-financial liabilities are divided into accounts payable, etc.

According to Article 18 of the Company's Charter, the Company's assets and liabilities are divided into assets and liabilities. Assets are divided into tangible assets and intangible assets. Tangible assets are divided into property, plant and equipment, investment property, etc. Intangible assets are divided into patents, trademarks, etc. Liabilities are divided into financial liabilities and non-financial liabilities. Financial liabilities are divided into bank deposits, bank loans, etc. Non-financial liabilities are divided into accounts payable, etc.

The above assets and liabilities are divided into assets and liabilities. Assets are divided into tangible assets and intangible assets. Tangible assets are divided into property, plant and equipment, investment property, etc. Intangible assets are divided into patents, trademarks, etc. Liabilities are divided into financial liabilities and non-financial liabilities. Financial liabilities are divided into bank deposits, bank loans, etc. Non-financial liabilities are divided into accounts payable, etc.

If the Company's assets and liabilities are divided into assets and liabilities, the assets and liabilities are divided into assets and liabilities. Assets are divided into tangible assets and intangible assets. Tangible assets are divided into property, plant and equipment, investment property, etc. Intangible assets are divided into patents, trademarks, etc. Liabilities are divided into financial liabilities and non-financial liabilities. Financial liabilities are divided into bank deposits, bank loans, etc. Non-financial liabilities are divided into accounts payable, etc.

According to Article 16 of the Company's Charter, the Company's assets and liabilities are divided into assets and liabilities. Assets are divided into tangible assets and intangible assets. Tangible assets are divided into property, plant and equipment, investment property, etc. Intangible assets are divided into patents, trademarks, etc. Liabilities are divided into financial liabilities and non-financial liabilities. Financial liabilities are divided into bank deposits, bank loans, etc. Non-financial liabilities are divided into accounts payable, etc.

The assets and liabilities are divided into assets and liabilities. Assets are divided into tangible assets and intangible assets. Tangible assets are divided into property, plant and equipment, investment property, etc. Intangible assets are divided into patents, trademarks, etc. Liabilities are divided into financial liabilities and non-financial liabilities. Financial liabilities are divided into bank deposits, bank loans, etc. Non-financial liabilities are divided into accounts payable, etc.

Assets	33,119,513.52
Liabilities	31,920,793.39
Total	75,981.21



Undistributed profit	1,136,897.93
Minority interest	-14,159.01

Income tax expense	464,653.32
Non-financial asset impairment loss	-440,939.32
Minority interest gain	-23,714.00

The following table shows the reconciliation between the consolidated balance sheet as of December 31, 2022 and the consolidated income statement for 2022 in full:

Deferred tax asset	697,047,337.37	34,993,282.69	732,040,620.06
Deferred tax liability	10,532,512.91	33,329,909.24	43,862,422.15
Share of profit	543,827,204.85	44,907.49	543,872,112.34
Undistributed profit	14,120,949,080.02	1,608,910.97	14,122,557,990.99



Minority shareholder equity	381,302,537.09	9,554.99	381,312,092.08

Income tax expense	485,551,157.18	-1,042,471.30	484,508,685.88
--------------------	----------------	---------------	----------------

Non-current assets held for sale	2,120,297,575.39	1,056,253.88	2,121,353,829.27
----------------------------------	------------------	--------------	------------------

Minority shareholder equity	-2,454,377.40	-13,782.58	-2,468,159.98
-----------------------------	---------------	------------	---------------







1899

b i





Beiji g Ge E i E gi ee i g & Tech l g , I c.	Sa e C lle	P ch a e G d a d Recci e Se ic e	P ch a e Ma e ial a d C le e Se f E i e	Ad Fai a d J Ma ke - ba ed P i ci le	Ma ke P ice	71,38 5.74	2.52%	81,00 0	N	Ba k Wi e	0.713 8574 illi a	Dece be 22 2022	( <a href="#">h</a> :/ / . <a href="#">c i f</a> . <a href="#">c</a> . <a href="#">c</a> )
T al				--	--	75,57 8.88	--	89,00 0	--	--	--	--	--
De ail f La ge Sale Re				N									
Ac al e f a ce d i g he e i g e i d (ifa ) f he e i a ed ala f he c i g da - -da c ec ed a aci i he c e e i d b ca eg				I i e ec ed ha he C a a di h ll - ed c a ld d c , ided lab e ice , cha ed g d a d ecci ed lab e ice Beiji g Ge E i E gi ee i g & Tech l g , I c. i 2023 i ha al a aci l e f e ha RMB890 illi a , a d he ac al al a aci a da RMB755.7888 illi a (a i cl ded) b 2023.									
Rea f he H ge Ga Be ee he T a aci P ice a d Ma ke Refe e ce P ice (If A licable)				N									

A licable N a licable

N c ec ed a aci f he ac iii a d ale fa e ha e cc ed d i g he e i g e i d.

A licable N a licable

N c ec ed a aci f j i f eig i e e cc ed d i g he e i g e i d.

A licable N a licable



Non-current assets and liabilities are measured at fair value.

Assets and Liabilities

The following table shows the financial position of the Company as at the end of the period.



Name of the shareholder	Date of acquisition	Number of shares		Acquired shares	Acquired shares	Type of shares	Type of shares (if any)	Category of shares (if any)	Type of shares	Fully paid / No
Ningbo Yuhong Waerf Technology Co., Ltd.	2021/11/20	4,000		44,518		Liability shares		Three years	N	N
Zhejiang Yuhong Waerf Technology Co., Ltd.	2021/11/20	4,000		44,518		Liability shares		Three years	N	N
Haghi Zhiwei Engineering Co., LTD.	2023/03/15	500		44,999		Liability shares		Three years	N	N
Jiade Yuhong Waerf Technology	2023/03/15	1,000		44,999		Liability shares		Three years	N	N



C., Ltd.										
Huaqing Building Material Co., Ltd.	2022/04/14	250		44,664		Liability Guarantee		Three Years	N	N
Huahecheng Co., Ltd.	2022/04/14	250		44,664		Liability Guarantee		Three Years	N	N
Hua Yuelong Co., Ltd.	2022/04/14	250		44,664		Liability Guarantee		Three Years	N	N



H a J fe g C c i E gi ee i g C ., L d.	2022/04/ 14	100		44,664		J i liabili g a a e e		Th ee Yea	N	N
H a Fa gba  C a i g B ildi g Ma e ial C ., L d.	2022/04/ 14	500		44,664		J i liabili g a a e e		Th ee Yea	N	N
H a Meich a g S e & Wi d C ., L d.	2022/04/ 14	300		44,664		J i liabili g a a e e		Th ee Yea	N	N
H a Y h g C c i E gi ee i g C ., L d.	2022/04/ 14	1,000		44,665		J i liabili g a a e e		Th ee Yea	N	N



Haiting Building Material Co., Ltd.	2022/04/14	400		44,665		Liabilities		Three Years	N	N
Haitian Building Material Technology Co., Ltd.	2022/04/14	1,000		44,665		Liabilities		Three Years	N	N
Haitian Xigang Waef Engineering Co., Ltd.	2022/04/14	300		44,665		Liabilities		Three Years	N	N
Haitian Jielong Engineering Co., Ltd.	2022/04/14	300		44,665		Liabilities		Three Years	N	N



He g a g Y eda Wa e f E gi ee i g C ., L d	2022/04/ 14	300		44,665		J i liabili g a a e e		Th ee Yea	N	N
Che gd  J ia g i B ildi g E gi ee i g C ., L d	2021/11/ 27	100		44,526		J i liabili g a a e e		Th ee Yea	N	N
Sich a Ha i A chi ec al E gi ee i g C ., L d.	2021/11/ 27	200		44,526		J i liabili g a a e e		Th ee Yea	N	N
Sich a She gh i He gb Wa e f E gi ee i g C ., L d.	2021/11/ 27	42.5		44,526		J i liabili g a a e e		Th ee Yea	N	N



Sichuan Huge Wafers Engineering Co., Ltd.	2021/11/ 27	100		44,526		Liability guarantee		Three Years	N	N
Baier (Chongqing) Ceramics Engineering Co., Ltd.	2021/11/ 27	80		44,526		Liability guarantee		Three Years	N	N
Chengde Jiangxi Building Engineering Co., Ltd.	2022/12/ 14	500		44,908		Liability guarantee		Three Years	N	N
Shenzhen Haohi Pipification Technology Co., Ltd.	2021/12/ 30	300		44,559		Liability guarantee		Three Years	N	N



Shenzhen Huawei Pictorial Technology Co., Ltd.	2021/12/ 30	400		44,559		Liability guarantee		Three Years	N	N
Hixia Wang Engineering Co., Ltd.	2021/12/ 30	200		44,559		Liability guarantee		Three Years	N	N
Haitian Building Material Technology Co., Ltd.	2021/12/ 30	880		44,559		Liability guarantee		Three Years	N	N
Haimeng Sagging & Widening Co.,	2021/12/ 30	290		44,559		Liability guarantee		Three Years	N	N



L d.										
H a Hech a g C c i C ., L d.	2021/12/ 30	250		44,559		J i liabili g a a e e		Th ee Yea	N	N
H a Qi gl g B ildi g Ma e ial C ., L d.	2021/12/ 30	150		44,559		J i liabili g a a e e		Th ee Yea	N	N
H a Y l e C c i Lab Se ice C ., L d.	2021/12/ 30	150		44,559		J i liabili g a a e e		Th ee Yea	N	N



Dongfang Software Technology Company Limited	2021/12/ 30	450		44,559		Liabilities		Year	N	N
Beijing Yuhang Software Technology Company Limited	2021/12/ 30	1,000		44,559		Liabilities		Year	N	N
Baidu (China) Software Technology Company Limited	2021/12/ 30	80		44,559		Liabilities		Year	N	N



H i h Mi a Wa e f a d The al I la i Tech l g C ., L d.	2021/12/ 30	100		44,559		J i liabili g a a e e		Th ee Yea	N	N
H i h Sha i C c i E gi ee i g C ., L d.	2021/12/ 30	60		44,559		J i liabili g a a e e		Th ee Yea	N	N
Zh hai Dee h g B ildi g Ma e ial C ., L d.	2022/04/ 02	1,000		44,652		J i liabili g a a e e		T Yea	N	N



Shanghai Dei Bilding Waerf Engineering Co., Ltd.	2022/04/ 02	1,000		44,652		Ji liability guarantee		T Year	N	N
Zhejiang Yuhong Waerf Technology Co.,Ltd	2022/04/ 02	1,000		44,652		Ji liability guarantee		T Year	N	N
Ningbo Yuhong Waerf Technology Co.,Ltd	2022/04/ 02	1,000		44,652		Ji liability guarantee		T Year	N	N
Hangzhou Yuhong Waerf Engineering Co.,Ltd.	2022/04/ 02	1,000		44,652		Ji liability guarantee		T Year	N	N



Zhejiang Hengxing Bilibili Wafer Design Co., Ltd.	2022/04/02	1,000		44,652		Liabilities		Total Year	N	N
Zhejiang Yaowei Design Co., Ltd.	2022/04/02	1,000		44,652		Liabilities		Total Year	N	N
Shaanxi Qijiang Chip Design Co., Ltd.	2022/04/02	1,000		44,652		Liabilities		Total Year	N	N



Xi'an Young Ware of Technology Co., Ltd.	2022/04/ 02	1,000		44,652		Liability guarantee		T Year	N	N
Beijing Oriental Young Ware of Engineering Co., Ltd.	2022/04/ 02	1,000		44,652		Liability guarantee		T Year	N	N
Dongli Ware of Engineering Co., Ltd.	2022/04/ 02	1,000		44,652		Liability guarantee		T Year	N	N
Dongli Chibi Building Material Co., Ltd.	2022/04/ 02	1,000		44,652		Liability guarantee		T Year	N	N



Digital Oriental Young Wafer Engineering Co., Ltd.	2022/04/ 02	1,000		44,652		Liability guarantee		T Year	N	N
Gateway Yuhai Home Retail Co., Ltd.	2022/04/ 02	1,000		44,652		Liability guarantee		T Year	N	N
Home Oriental Young Wafer Engineering Co., Ltd.	2022/04/ 02	1,000		44,652		Liability guarantee		T Year	N	N
Jiig Ad C c Service Co., Ltd.	2022/04/ 02	1,000		44,652		Liability guarantee		T Year	N	N



Jia Yuhang Capital Engineering Co., Ltd.	2022/04/ 02	1,000		44,652		Ji liability guarantee		T Year	N	N
Laliang Hub Capital Wealth Management Engineering Co., Ltd.	2022/04/ 02	1,000		44,652		Ji liability guarantee		T Year	N	N
Lili Fei Capital Engineering Investment Co., Ltd.	2022/04/ 02	1,000		44,652		Ji liability guarantee		T Year	N	N
Lili Ji Wealth Management Engineering Co., Ltd.	2022/04/ 02	1,000		44,652		Ji liability guarantee		T Year	N	N



Li i We e g Wa e f Ma e ial C ., L d.	2022/04/ 02	1,000		44,652		J i liabili g a a e e		T Yea	N	N
Li i Zh gb a Wa e fa d The al I lai E gi ee i g C ., L d.	2022/04/ 02	1,000		44,652		J i liabili g a a e e		T Yea	N	N
Q f Ke e g C c i E gi ee i g C ., L d.	2022/04/ 02	1,000		44,652		J i liabili g a a e e		T Yea	N	N
Xia e Ri i he g B ildi g Ma e ial C ., L d.	2022/04/ 02	1,000		44,652		J i liabili g a a e e		T Yea	N	N



Shandong Jieika Information Technology Co., Ltd.	2022/04/02	1,000		44,652		Liability Guarantee		T Year	N	N
Shandong Jiekaiheeg Wafer Building Material Co., Ltd.	2022/04/02	1,000		44,652		Liability Guarantee		T Year	N	N
Shandong Jieghewafere Engineering Co., Ltd.	2022/04/02	1,000		44,652		Liability Guarantee		T Year	N	N



Beijing Oriental Yuhong Water Treatment Technology



Weifang Li Hua Wafers Engineering Co., Ltd.	2022/04/ 02	1,000		44,652		Liability guarantee		T Year	N	N
Xi'ai Yiwei Wafers Engineering Co., Ltd.	2022/04/ 02	1,000		44,652		Liability guarantee		T Year	N	N
Ya'ai Gajin Wafers Factory The Industrial Engineering Co., Ltd.	2022/04/ 02	1,000		44,652		Liability guarantee		T Year	N	N
Zhang Ag Oriental Yuhong C ci Co.,	2022/04/ 02	1,000		44,652		Liability guarantee		T Year	N	N



L d.

Za h

a g

R h

g

B ildi 2022/04/  
02

1,000

44,652

g

Ma e ial

C .,

L d.

J i

liabili

g a a e

e

T

Ye





Shaanxi Gada  Wealth Management Technology Engineering Co., Ltd.	2022/04/ 02	1,000		44,652		Liability guarantee		T Year	N	N
Xijiang Tianhe Tadig Co., Ltd.	2022/04/ 02	1,000		44,652		Liability guarantee		T Year	N	N
Bihai Hikai Co. Engineering Co., Ltd.	2022/04/ 02	1,000		44,652		Liability guarantee		T Year	N	N
The Hid bach Jiang Dibag Co. Engineering Co.	2022/04/ 02	1,000		44,652		Liability guarantee		T Year	N	N



C., Ltd.										
Liaocheng Chemical Engineering Material Co., Ltd.	2022/04/ 02	1,000		44,652		Liability guarantee		T Year	N	N
Liicheng Oriental Yuhong Technology Engineering Co., Ltd.	2022/04/ 02	1,000		44,652		Liability guarantee		T Year	N	N
Liicheng Xida Technology Engineering Co., Ltd.	2022/04/ 02	1,000		44,652		Liability guarantee		T Year	N	N



Longkang

Hongkang

Asia

International Trade Company, Ltd.

Trade

Company, Ltd.

Company, Ltd.

Hongkang

Xiangkang

Wang

Wangfeng Material Company, Ltd.

Material

Company, Ltd.

Company, Ltd.

Tianchang

Guang

Xiangkang

Building

Company, Ltd.

Wangfeng

Engineering

Company, Ltd.

Company, Ltd.

Company, Ltd.

Joint

liability

guarantee

Company, Ltd.

Company, Ltd.

Company, Ltd.

Company, Ltd.

Company, Ltd.

Company, Ltd.

Company, Ltd.

guarantee

Company, Ltd.

Company, Ltd.

Company, Ltd.

Company, Ltd.

Company, Ltd.

Company, Ltd.

Company, Ltd.

Company, Ltd.

Company, Ltd.

Company, Ltd.

Company, Ltd.

Company, Ltd.

Company, Ltd.

Company, Ltd.

Company, Ltd.

Company, Ltd.

Company, Ltd.

Company, Ltd.

Company, Ltd.

Company, Ltd.

Company, Ltd.

Company, Ltd.

Company, Ltd.

Company, Ltd.

Company, Ltd.

Company, Ltd.

Company, Ltd.

Company, Ltd.

Total

Year

Company, Ltd.

Company, Ltd.

Company, Ltd.

Company, Ltd.

Company, Ltd.

Company, Ltd.

Company, Ltd.

Company, Ltd.

Company, Ltd.

Company, Ltd.

Company, Ltd.

Company, Ltd.

Company, Ltd.

Company, Ltd.

Company, Ltd.

Company, Ltd.

Company, Ltd.

Company, Ltd.

Company, Ltd.

Company, Ltd.

Company, Ltd.

Company, Ltd.

Company, Ltd.

Company, Ltd.

Company, Ltd.

Company, Ltd.

Company, Ltd.

Company, Ltd.

Company, Ltd.

Company, Ltd.

Company, Ltd.

Company, Ltd.

Company, Ltd.

Company, Ltd.

Company, Ltd.

Company, Ltd.

Company, Ltd.

Company, Ltd.

None

None

None

None

None

None

None

None

None

None

None

None

None

None

None

None

None

None

None

None

None

None

None

None

None

None

None

None

None

None

None

None

None

None

None

None

None

None

None

None

None

None

None

None

None

None

None

None

None

None

None

None

None

None

None

None

None

None

None

None

None

None

None

None

None

None

None

None

None

None

None

None

None

None

None

None

None

None

None

None

None

None





Ji g e O ie al Y h g Wa e f E gi ee i g C ., L d.	2022/04/02	1,000		44,652		J i liabili g a a e e		T Yea	N	N
Che gd  J ia g i B ildi g E gi ee i g C ., L d	2022/04/02	1,000		44,652		J i liabili g a a e e		T Yea	N	N
Che gd H g Wa e f E gi ee i g C ., L d	2022/04/02	1,000		44,652		J i liabili g a a e e		T Yea	N	N
Sich a H g e   Wa e f E gi ee i g C ., L d	2022/04/02	1,000		44,652		J i liabili g a a e e		T Yea	N	N



Shandong Rilig Aic i & Ware of Material Co., Ltd.	2022/04/ 02	1,000		44,652		Ji liabili g a a e e		T Yea	N	N
Zhejiang Wei Ware fad The al I lai  E gi ee i g Co. Ltd.	2022/04/ 02	1,000		44,652		Ji liabili g a a e e		T Yea	N	N
Zhejiang Zh gk  B ildi g Material Co., Ltd.	2022/04/ 02	1,000		44,652		Ji liabili g a a e e		T Yea	N	N
H ih Mi a Ware fad The al I lai  Tech l g Co. Ltd.	2022/04/ 02	1,000		44,652		Ji liabili g a a e e		T Yea	N	N
Ji a H ak Trade Co. Ltd.	2022/04/ 02	1,000		44,652		Ji liabili g a a e e		T Yea	N	N



Shehe Zhihe Engineering Co., Ltd.	2022/04/02	1,000		44,652		Liabilities		T Year	N	N
Sichuan Ji Jiagonghe Construction Engineering Co., Ltd.	2022/04/02	1,000		44,652		Liabilities		T Year	N	N
Hihong Xiagongda Construction Engineering Co., Ltd.	2022/04/02	1,000		44,652		Liabilities		T Year	N	N
Hihong Yifeng Engineering Co., Ltd.	2022/04/02	1,000		44,652		Liabilities		T Year	N	N



Hangzhou Yuan C ci Wang f Engineering Co., Ltd.	2022/04/ 02	1,000		44,652		Liability guarantee		T Year	N	N
Fujian C Jian Engineering Co., Ltd.	2022/04/ 02	1,000		44,652		Liability guarantee		T Year	N	N
Hebei F Building Material Co., Ltd. H Baichang	2022/04/ 02	1,000		44,652		Liability guarantee		T Year	N	N
Zhejiang D C i Engineering Co., Ltd.	2022/04/ 02	1,000		44,652		Liability guarantee		T Year	N	N
Shanghai P i Technology Co.,	2022/04/ 02	1,000		44,652		Liability guarantee		T Year	N	N



L d.										
Zhejiang Heji Building Technology Co., Ltd.	2022/04/02	1,000		44,652		Liability Guarantee		T Year	N	N
Hebei Yuhang Building Water Engineering Co., Ltd.	2022/04/02	1,000		44,652		Liability Guarantee		T Year	N	N
Zhejiang Zhongba Construction Engineering Co., Ltd.	2022/04/02	1,000		44,652		Liability Guarantee		T Year	N	N
Chongqing Kage Construction Engineering Co., Ltd.	2022/04/02	1,000		44,652		Liability Guarantee		T Year	N	N



H i h He gh a Dec ai E gi ee i g C ., L d	2022/04/ 02	1,000		44,652		J i liabili g a a e e		T Yea	N	N
Che gd Y g h ai Wa e fi g E gi ee i g C ., L d. L g a i B a ch	2022/04/ 02	1,000		44,652		J i liabili g a a e e		T Yea	N	N
Zhejia g He ghe Zhi e C c i Tech l g C ., L d	2022/04/ 02	1,000		44,652		J i liabili g a a e e		T Yea	N	N
H a Meich a g S e D a d Wi d C ., L d.	2022/04/ 02	1,000		44,652		J i liabili g a a e e		T Yea	N	N
Zh g  Wa e f E gi ee i g C .,	2022/04/ 02	1,000		44,652		J i liabili g a a e e		T Yea	N	N



L d.										
Qigda He gch a g e C c i E gi ee i g C ., L d.	2022/11/ 19	500		44,883		J i liabili g a a e e		Th ee Yea	N	N
Qigda Yeh a Wa e f E gi ee i g C ., L d.	2022/11/ 19	700		44,883		J i liabili g a a e e		Th ee Yea	N	N
Qigda B h g E gi ee i g C ., L d.	2022/11/ 19	200		44,883		J i liabili g a a e e		Th ee Yea	N	N



Shandong Xinghua Water Facilities Engineering Co., Ltd.	2022/11/ 19	800		44,883		Liabilities		Three Years	N	N
Qidong Yehada Water Facilities Engineering Co., Ltd.	2022/11/ 19	1,000		44,883		Liabilities		Three Years	N	N
Qidong Hegchang Water Facilities Engineering Co., Ltd.	2021/12/ 16	500		44,546		Liabilities		Three Years	N	N
Ningbo Yuhong Water Facilities Technology Co., Ltd.	2022/12/ 14	3,000		44,921		Liabilities		Three Years	N	N



Zhejiang Yuhong Waerf Technology Co., Ltd.	2020/12/26	3,000		44,191		Liability Guarantee		Three Years	N	N
Ningbo Yuhong Waerf Technology Co., Ltd.	2022/12/14	3,000		44,908		Liability Guarantee		Term	N	N
Zhejiang Yuhong Waerf Technology Co., Ltd.	2021/09/14	1,500		44,453		Liability Guarantee		Three Years	N	N
Ningbo Yuhong Waerf Technology Co., Ltd.	2022/12/14	5,500		44,908		Liability Guarantee		Three Years	N	N



Ga h R ba g C c i Ma e ial C ., L d.	2021/11/ 27	300		44,526		J i liabili g a a e e		Th ee Yea	N	N
Ga h Y gch e g Wa e f E gi ee i g C ., L d.	2021/11/ 27	150		44,526		J i liabili g a a e e		Th ee Yea	N	N
Ga h Jia Wa e f E gi ee i g C ., L d.	2021/11/ 27	100		44,526		J i liabili g a a e e		Th ee Yea	N	N
Jia g i W fei C c i E gi ee i g C ., L d	2021/09/ 14	500		44,453		J i liabili g a a e e		Th ee Yea	N	N



Jiaji Huiyuan Wafeng Engineering Co., Ltd.	2021/09/14	500		44,453		Liabilities		Year	N	N
Nanchang Zhongjia Industrial Development Co., Ltd.	2021/09/14	500		44,453		Liabilities		Year	N	N
Jiaji Caihe Engineering Technology Co., Ltd.	2021/12/25	500		44,555		Liabilities		Year	N	N
Jiaji Baihe Jingcheng Engineering Co., LTD	2021/09/14	150		44,453		Liabilities		Year	N	N
Nanchang Wafeng Engineering Co., LTD	2021/09/14	50		44,453		Liabilities		Year	N	N



Gaohai Jilei Water Engineering Co., Ltd.	2021/11/ 27	50		44,526		Ji liability guarantee		Three Year	N	N
Haimiao Water Engineering Co., Ltd.	2021/12/ 16	100.64		44,546		Ji liability guarantee		Three Year	N	N
Jiaying Building Material Co., Ltd.	2021/12/ 30	360		44,560		Ji liability guarantee		Three Year	N	N
Jiaying GENSHE NG WATERP ROOF ENGINE ERING CO., LTD	2021/12/ 30	360		44,560		Ji liability guarantee		Three Year	N	N
Haidong Engineering Co., Ltd.	2023/03/ 15	462		44,999		Ji liability guarantee		Three Year	N	N



H a Zefa C o i E gi ee i g C . LTD	2023/03/ 15	200		44,999		J i liabili g a a e e		Th ee Yea	N	N
G i h Xi che g de C o i E gi ee i g C . LTD	2023/03/ 15	130		44,999		J i liabili g a a e e		Th ee Yea	N	N
Ha g h  Xia e g Wa e f Ma e ial C .LTD	2023/03/ 15	160		44,999		J i liabili g a a e e		Th ee Yea	N	N
H a T ia B ildi g Ma e ial Tech l g C . LTD	2023/03/ 15	1,000		44,999		J i liabili g a a e e		Th ee Yea	N	N
G i h H gjia g B ildi g Ma e ial C .LTD	2023/03/ 15	650		44,999		J i liabili g a a e e		Th ee Yea	N	N
H a J fe g C o i E gi ee i g C .,	2023/03/ 15	815		44,999		J i liabili g a a e e		Th ee Yea	N	N



L d										
Ji e O ie al Y h g B ildi g Ma e ial C ., L d.	2023/03/ 15	988.84		44,999		J i liabili g a a e e		Th ee Yea	N	N
G i h  J h a B ildi g Ma e ial C ., L d.	2023/03/ 15	400		44,999		J i liabili g a a e e		Th ee Yea	N	N
W i O ie al Y h g Wa e f E gi ee i g C ., L d.	2023/03/ 15	998.4		44,999		J i liabili g a a e e		Th ee Yea	N	N



Shehe Hahip Pification i Tech g C., Ltd.	2023/03/ 15	227.58		44,999		Ji liabili gaae e		Th ee Yea	N	N
Ahi Ligi C ci Egi ee ig C., Ltd.	2023/03/ 15	680.77		44,999		Ji liabili gaae e		Th ee Yea	N	N
Hag h Yea g ae f Egi ee ig C., Ltd.	2023/03/ 15	1,000		44,999		Ji liabili gaae e		Th ee Yea	N	N
Nig b Yh g Wae f Tech l g C., Ltd.	2023/03/ 15	1,000		44,999		Ji liabili gaae e		Th ee Yea	N	N



Zhejiang Yuhong Waerf Technology Co., Ltd.	2023/03/15	1,000		44,999		Liability Guarantee		Three Years	N	N
Linghai International Trade Co., Ltd.	2023/03/15	800		44,999		Liability Guarantee		Three Years	N	N
Zhejiang Dingjiacici Engineering Co., Ltd.	2023/03/15	1,000		44,999		Liability Guarantee		Three Years	N	N
Hangzhou Yuhong Waerf Engineering Co., Ltd.	2023/03/15	500		44,999		Liability Guarantee		Three Years	N	N



Shanghai Dei C ci Waerf Egier ig Co., Ltd.	2023/03/ 15	735.24		44,999		Ji liabili gaae e		Th ee Yea	N	N
Shanghai Ygag Maerial Tech ig Co., Ltd.	2023/03/ 15	300		44,999		Ji liabili gaae e		Th ee Yea	N	N
Chgig Gijie Bildi Maerial Co., LTD	2023/11/ 14	44		45,243		Ji liabili gaae e		Th ee Yea	N	N
Shanghai Dei C ci Waerf Egier ig Co., Ltd.	2023/03/ 15	600		44,999		Ji liabili gaae e		Th ee Yea	N	N
Talaf ealGaae aedihe eigeid (A1)		1,000,000		Talacala feal gaae eigeid (A2)						12,524.35



affiliated  
shareholder  
beneficial  
owner  
(A3)

1,000,000

Total  
beneficial  
shareholding  
percentage  
(A4)

34,500.85

Shareholding structure


Direct  
shareholding  
of  
shareholder  
Gao Xiaohua  
(if  
shareholding  
percentage  
is less than  
5%)

Shareholding

Acquired  
shareholding  
of  
shareholder  
Gao Xiaohua  
(if  
shareholding  
percentage  
is less than  
5%)

Control  
shareholding  
of  
shareholder  
Gao Xiaohua  
(if  
shareholding  
percentage  
is less than  
5%)

Shareholder  
Information  
Young Wang



!

— O

aae



Shareholder Oriental Yuhang Water Technology Co., Ltd.	2021/08/31	5,000	2021/08/31	262.65	Liabilities			Three Years	N	Yes
Shareholder Oriental Yuhang Water Technology Co., Ltd.	2023/11/15	10,000	2023/11/14	0	Liabilities			Three Years	N	Yes
Shareholder Oriental Yuhang Water Technology Co., Ltd.	2022/09/09	40,500	2022/09/08	12,013.63	Liabilities			Three Years	N	Yes
Shareholder Oriental Yuhang Water Technology Co., Ltd.	2022/09/09	23,000	2022/09/08	16,000	Liabilities			Three Years	N	Yes



Shareholder Oriental Young Waerf Technology Co., Ltd.	2023/01/ 17	13,000	2023/01/ 16	0	Liability guarantee			Three Years	N	Yes
Shareholder Oriental Young Waerf Technology Co., Ltd.	2023/11/ 15	6,500	2023/11/ 14	0	Liability guarantee			Three Years	N	Yes
Shareholder Oriental Young Waerf Technology Co., Ltd.	2022/07/ 21	5,000	2022/07/ 20	2,000	Liability guarantee			Three Years	N	Yes
Shareholder Oriental Young Waerf Technology Co., Ltd.	2022/11/ 19	10,000	2022/11/ 18	0	Liability guarantee			Three Years	N	Yes



Shareholder Oriental Young Wafer Technology Co., Ltd.	2022/11/19	11,000	2022/11/18	0	Liability guarantee			Three Years	N	Yes
Shareholder Oriental Young Wafer Technology Co., Ltd.	2023/04/28	15,000	2023/04/27	10,000	Liability guarantee			Three Years	N	Yes
Shareholder Oriental Young Wafer Technology Co., Ltd.	2023/10/25	20,000	2023/10/24	2,400	Liability guarantee			Three Years	N	Yes
Shareholder Oriental Young Wafer Technology Co., Ltd.	2021/12/11	2,000	2021/12/11	374.48	Liability guarantee			Three Years	N	Yes



Shanghai Oriental Young Ware of Technology Co., Ltd.	2021/11/20	5,400	2021/11/20	52.29	Liability Guarantee			Three Years	N	Yes
Shanghai Oriental Young Ware of Technology Co., Ltd.	2023/11/15	5,200	2023/11/14	26.36	Liability Guarantee			Three Years	N	Yes
Jie Oriental Young Building Materials Co., Ltd.	2021/08/14	20,000	2021/08/14	12,000	Liability Guarantee			Three Years	N	Yes
Jie Oriental Young Building Materials Co., Ltd.	2022/05/27	35,000	2022/05/26	15,000	Liability Guarantee			Three Years	N	Yes



Ji'e Oriental Young Bidding Material Co., Ltd.	2023/10/25	8,800	2023/10/24	8,000	Ji liability guarantee fee			Three Years	N	Ye
Ji'e Oriental Young Bidding Material Co., Ltd.	2022/05/24	24,000	2022/05/23	10,000	Ji liability guarantee fee			Three Years	N	Ye
Ji'e Oriental Young Bidding Material Co., Ltd.	2022/12/06	2,000	2022/12/05	0	Ji liability guarantee fee			Three Years	N	Ye
Ji'e Oriental Young Bidding Material Co., Ltd.	2022/09/09	20,000	2022/09/08	0	Ji liability guarantee fee			Three Years	N	Ye
Ha g h  Oriental Young Bidding Material Co., Ltd.	2021/12/04	11,000	2021/12/03	0	Ji liability guarantee fee			Three Years	N	Ye



Ha g h O ie al Y h g B ildi g Ma e ial C ., L d.	2021/10/ 27	10,000	2021/10/ 26	0	J i liabili g a a e e			Th ee Yea	N	Ye
Ha g h O ie al Y h g B ildi g Ma e ial C ., L d.	2022/09/ 09	33,000	2022/09/ 08	0	J i liabili g a a e e			Th ee Yea	N	Ye
Ha g h O ie al Y h g B ildi g Ma e ial C ., L d.	2022/09/ 09	5,000	2022/09/ 08	0	J i liabili g a a e e			Th ee Yea	N	Ye
Ha g h O ie al Y h g B ildi g Ma e ial C ., L d.	2023/03/ 04	10,000	2023/03/ 03	10,000	J i liabili g a a e e			Th ee Yea	N	Ye



Ha g h O ie al Y h g B ildi g Ma e ial C ., L d.	2023/03/ 15	10,000	2023/03/ 14	0	J i liabili g a a e e			Th ee Yea	N	Ye
Ha g h O ie al Y h g B ildi g Ma e ial C ., L d.	2021/03/ 05	21,000	2021/03/ 04	20,000	J i liabili g a a e e			Th ee Yea	N	Ye
Ha g h O ie al Y h g B ildi g Ma e ial C ., L d.	2022/01/ 15	30,000	2022/01/ 14	12,000	J i liabili g a a e e			Th ee Yea	N	Ye
X h W e g Ne Wa e f Ma e ial C ., L d.	2023/06/ 03	8,000	2023/06/ 02	8,000	J i liabili g a a e e			Th ee Yea	N	Ye



Xinhong Ne Weifang Material Co., Ltd.	2023/08/19	5,000	2023/08/18	5,000	Liability guarantee			Three Years	N	Yes
Xinhong Ne Weifang Material Co., Ltd.	2022/12/06	3,000	2022/12/05	88.05	Liability guarantee			Three Years	N	Yes
Xinhong Ne Weifang Material Co., Ltd.	2022/10/22	8,000	2022/10/21	8,000	Liability guarantee			Term	N	Yes
Wholesale Young Building Material Co., Ltd.	2021/12/30	24,000	2021/12/29	20,000	Liability guarantee			Three Years	N	Yes



Wh Oie al Y h g B ildi g Ma e ial C ., L d.	2021/12/ 25	8,000	2021/12/ 24	0	J i liabili g a a e e			Th ee Yea	N	Ye
Wh Oie al Y h g B ildi g Ma e ial C ., L d.	2023/03/ 15	7,000	2023/03/ 14	0	J i liabili g a a e e			Th ee Yea	N	Ye
Wh Oie al Y h g B ildi g Ma e ial C ., L d.	2023/08/ 19	4,900	2023/08/ 18	4,900	J i liabili g a a e e			Th ee Yea	N	Ye
Wh Oie al Y h g B ildi g Ma e ial C ., L d.	2021/10/ 27	5,000	2021/10/ 26	3,700	J i liabili g a a e e			Th ee Yea	N	Ye
Wh Oie al Y h g B ildi g Ma e ial C ., L d.	2023/06/ 03	10,000	2023/06/ 02	0	J i liabili g a a e e			Th ee Yea	N	Ye



Wholesale Young Bridesmaid Co., Ltd.	2022/06/16	13,200	2022/06/15	10,400	Liability			Three Years	N	Yes
Wholesale Young Bridesmaid Co., Ltd.	2022/05/14	6,000	2022/05/13	0	Liability			Three Years	N	Yes
Wholesale Young Bridesmaid Co., Ltd.	2023/06/03	10,000	2023/06/02	0	Liability			Three Years	N	Yes
Shanghai Wholesale of Technology Co., Ltd.	2021/12/30	7,000	2021/12/29	5,000	Liability			Three Years	N	Yes



She he O ie al Y h g W a e f T e c h l g C ., L d.	2023/04/ 01	3,000	2023/03/ 31	2,400	J i l i a b i l i g a a e e			Th ee Yea	N	Ye
She he O ie al Y h g W a e f T e c h l g C ., L d.	2023/01/ 17	10,000	2023/01/ 16	5,000	J i l i a b i l i g a a e e			Th ee Yea	N	Ye
She he O ie al Y h g W a e f T e c h l g C ., L d.	2022/11/ 19	5,000	2022/11/ 18	2,000	J i l i a b i l i g a a e e			Th ee Yea	N	Ye
She he O ie al Y h g W a e f T e c h l g C ., L d.	2023/10/ 25	3,000	2023/10/ 24	0	J i l i a b i l i g a a e e			Th ee Yea	N	Ye



Ta g ha O ie al Y h g Wa e f Tech l g C ., L d.	2023/11/ 15	8,500	2023/11/ 14	8,000	J i liabili g a a e e			Th ee Yea	N	Ye
Ta g ha O ie al Y h g Wa e f Tech l g C ., L d.	2023/08/ 19	8,000	2023/08/ 18	0	J i liabili g a a e e			Th ee Yea	N	Ye
Ta g ha O ie al Y h g Wa e f Tech l g C ., L d.	2022/06/ 16	30,000	2022/06/ 15	0	J i liabili g a a e e			Th ee Yea	N	Ye
Ta g ha O ie al Y h g Wa e f Tech l g C ., L d.	2022/12/ 06	5,000	2022/12/ 05	0	J i liabili g a a e e			Th ee Yea	N	Ye



Ta g ha O ie al Y h g W a e f T e c h l g C ., L d.	2023/03/ 15	10,000	2023/03/ 14	0	J i l i a b i l i g a a e e			Th e e Y e a	N	Y e
Ta g ha O ie al Y h g W a e f T e c h l g C ., L d.	2023/05/ 17	5,000	2023/05/ 16	5,000	J i l i a b i l i g a a e e			Th e e Y e a	N	Y e
Q i g d a O ie al Y h g B i l d i g M a e i a l C ., L d.	2021/11/ 20	10,000	2021/11/ 19	0	J i l i a b i l i g a a e e			Th e e Y e a	N	Y e
Q i g d a O ie al Y h g B i l d i g M a e i a l C ., L d.	2021/08/ 21	8,800	2021/08/ 20	0	J i l i a b i l i g a a e e			Th e e Y e a	N	Y e



Qigda Oie al Yh g Bildi g Ma e ial C ., L d.	2021/07/ 03	22,000	2021/07/ 02	0	J i liabili g a a e e			Th ee Yea	N	Ye
Qigda Oie al Yh g Bildi g Ma e ial C ., L d.	2023/03/ 15	7,500	2023/03/ 14	0	J i liabili g a a e e			Th ee Yea	N	Ye
Qigda Oie al Yh g Bildi g Ma e ial C ., L d.	2023/11/ 15	15,000	2023/11/ 14	0	J i liabili g a a e e			Th ee Yea	N	Ye
Qigda Oie al Yh g Bildi g Ma e ial C ., L d.	2022/08/ 03	33,000	2022/08/ 02	10,000	J i liabili g a a e e			Th ee Yea	N	Ye
Qigda Oie al Yh g Bildi g Ma e ial C ., L d.	2022/05/ 24	13,500	2022/05/ 23	0	J i liabili g a a e e			Th ee Yea	N	Ye



Qingdao Oriental Yuhong Building Materials Co., Ltd.	2022/07/21	10,000	2022/07/20	0	Liability Guarantee			Three Years	N	Yes
Qingdao Oriental Yuhong Building Materials Co., Ltd.	2022/03/19	20,000	2022/03/18	0	Liability Guarantee			Three Years	N	Yes
Qingdao Oriental Yuhong Building Materials Co., Ltd.	2023/11/15	8,000	2023/11/14	0	Liability Guarantee			Three Years	N	Yes
Tianji Henghi New Materials Co., Ltd.	2021/11/20	31,945	2021/11/19	10,000	Liability Guarantee			Three Years	N	Yes
Tianji Henghi New Materials Co., Ltd.	2023/05/05	10,000	2023/05/06	1,000	Liability Guarantee			Three Years	N	Yes



Y e a g O i e a l Y h g W a e f T e c h l g C . L d.	2022/04/ 23	10,000	2022/04/ 22	0	J i l i a b i l i g a a e e			T h e e Y e a	N	Y e
Y e a g O i e a l Y h g W a e f T e c h l g C . L d.	2019/03/ 28	40,000	2020/03/ 11	44,859.1 7	J i l i a b i l i g a a e e			T h e e Y e a	N	Y e
Y e a g O i e a l Y h g W a e f T e c h l g C . L d.	2023/04/ 28	20,000	2023/04/ 27	8,000	J i l i a b i l i g a a e e			T e a	N	Y e
H i h O i e a l Y h g B i l d i g M a e i a l C ., L d.	2022/10/ 22	20,500	2022/10/ 21	100	J i l i a b i l i g a a e e			T h e e Y e a	N	Y e



H i h O i e a l Y h g B i l d i g M a e i a l C . , L d.	2021/02/ 02	59,000	2021/02/ 01	0	J i l i a b i l i g a a e e			T Y e a	N	Y e
X i a a g O i e a l Y h g B i l d i g M a e i a l C . , L d.	2023/08/ 19	6,000	2023/08/ 18	6,000	J i l i a b i l i g a a e e			T h e e Y e a	N	Y e
X i a a g O i e a l Y h g B i l d i g M a e i a l C . , L d.	2022/09/ 09	12,000	2022/09/ 08	0	J i l i a b i l i g a a e e			T h e e Y e a	N	Y e
X i a a g O i e a l Y h g B i l d i g M a e i a l C . , L d.	2023/07/ 08	5,000	2023/07/ 07	0	J i l i a b i l i g a a e e			T h e e Y e a	N	Y e





Guangdong Oriental Yuhong Waerf Technology Co., Ltd.	2021/06/24	15,000	2021/06/23	0	Liabilities			Three Years	N	Yes
Guangdong Oriental Yuhong Waerf Technology Co., Ltd.	2021/02/08	20,000	2021/02/07	0	Liabilities			Three Years	N	Yes
Guangdong Oriental Yuhong Waerf Technology Co., Ltd.	2022/11/19	16,500	2022/11/18	4,900	Liabilities			Three Years	N	Yes
Guangdong Oriental Yuhong Waerf Technology Co., Ltd.	2023/12/15	6,000	2023/12/14	3,000	Liabilities			Three Years	N	Yes



Guangdong Oriental Yuhang Water Technology Co., Ltd.	2022/04/23	24,000	2022/04/22	0	Liabilities			Three Years	N	Yes
Guangdong Oriental Yuhang Water Technology Co., Ltd.	2022/05/14	20,000	2022/05/13	0	Liabilities			Two Years	N	Yes
Guangdong Oriental Yuhang Water Technology Co., Ltd.	2023/10/25	6,750	2023/10/24	0	Liabilities			Three Years	N	Yes
Jiangxi Oriental Yuhang Building Materials Co., Ltd.	2021/09/14	13,500	2021/09/13	0	Liabilities			Three Years	N	Yes



Item

Original

Yuhang

Building

Material

Co.,

Ltd.

2023/06/03

10,000

2023/06/02

10,000

Liabilities

Three

Year

Year

Item

Original

Yuhang

Building

Material

Co.,

Ltd.

2022/07/21

3,000

2022/07/20

0

Liabilities



Item

Original

Yuhang

Building

Material

Co.,

Ltd.

2023/06/03

5

Liabilities



Material

Liabilities

2023/06/30



He a O ie al Y h g B ildi g Ma e ial C ., L d.	2023/07/ 08	15,000	2023/07/ 07	0	J i liabili g a a e e			Th ee Yea	N	Ye
He a O ie al Y h g B ildi g Ma e ial C ., L d.	2023/08/ 19	10,000	2023/08/ 18	10,000	J i liabili g a a e e			Th ee Yea	N	Ye
He a O ie al Y h g B ildi g Ma e ial C ., L d.	2023/06/ 03	10,000	2023/06/ 02	10,000	J i liabili g a a e e			Th ee Yea	N	Ye
He a O ie al Y h g B ildi g Ma e ial C ., L d.	2023/03/ 15	16,500	2023/03/ 14	0	J i liabili g a a e e			Th ee Yea	N	Ye
He a O ie al Y h g B ildi g Ma e ial C ., L d.	2023/03/ 04	5,000	2023/03/ 03	0	J i liabili g a a e e			Th ee Yea	N	Ye



Head Office Yuhong Building Material Co., Ltd.	2022/07/21	5,200	2022/07/20	5,000	Liability			Three Years	N	Yes
Head Office Yuhong Building Material Co., Ltd.	2023/08/28	20,000	2023/08/27	20,000	Liability			Three Years	N	Yes
Head Office Yuhong Building Material Co., Ltd.	2021/8/14	10,000	2021/08/13	0	Liability			Three Years	N	Yes
Head Office Yuhong Building Material Co., Ltd.	2023/08/19	10,000	2023/08/18	5,000	Liability			Three Years	N	Yes
Head Office Yuhong Building Material Co., Ltd.	2022/10/22	7,000	2022/10/21	0	Liability			Three Years	N	Yes



He a O ie al Y h g B ildi g Ma e ial C ., L d.	2022/11/ 19	5,000	2022/11/ 18	0	J i liabili g a a e e			Th ee Yea	N	Ye
He a O ie al Y h g B ildi g Ma e ial C ., L d.	2023/01/ 17	12,000	2023/01/ 16	0	J i liabili g a a e e			Th ee Yea	N	Ye
He a O ie al Y h g B ildi g Ma e ial C ., L d.	2023/05/ 17	6,000	2023/05/ 16	6,000	J i liabili g a a e e			Th ee Yea	N	Ye
G a g h F da I la i Ma e ial C ., L d.	2023/04/ 28	3,900	2023/04/ 27	1,744.77	J i liabili g a a e e			Th ee Yea	N	Ye
Sich a O ie al Y h g Wa e f E gi ee i g C .,	2023/12/ 16	22,000	2023/12/ 15	34.93	J i liabili g a a e e			Th ee Yea	N	Ye



L d										
Ch h Tia di gfe g N - e Fab ic C ., L d.	2019/03/ 28	39,000	2020/03/ 25	8,000	J i liabili g a a e e			T Yea	N	Ye
Ch h Tia di gfe g N - e Fab ic C ., L d.	2022/08/ 03	10,000	2022/08/ 02	10,000	J i liabili g a a e e			Th ee Yea	N	Ye
Ch h Tia di gfe g N - e Fab ic C ., L d.	2023/07/ 08	25,000	2023/07/ 07	20,000	J i liabili g a a e e			Th ee Yea	N	Ye



Ch h Tia di gfe g N - e Fab ic C ., L d.	2022/10/ 22	6,000	2022/10/ 21	0	J i liabili g a a e e			Th ee Yea	N	Ye
Cha gde Tia di gfe g N e C ., L d.	2023/10/ 25	77,000	2023/10/ 24	20,000	J i liabili g a a e e			Th ee Yea	N	Ye
Jia g i O ie al Y h g B ildi g Ma e ial C ., L d.	2022/08/ 03	3,750	2022/08/ 02	0	J i liabili g a a e e			Th ee Yea	N	Ye
Jili O ie al Y h g B ildi g Ma e ial C ., L d.	2022/04/ 23	17,000	2022/04/ 22	0	J i liabili g a a e e			Th ee Yea	N	Ye
H gShi (Jia g )Ne Ma e ial Tech l g C ., L d.	2023/03/ 15	15,000	2023/03/ 14	10,000	J i liabili g a a e e			Th ee Yea	N	Ye





Total amount of the balance sheet		2,600,000	Total amount of the balance sheet		511,094.21				
The amount of the balance sheet									
Name of the subject	Description of the subject	Amount	Account	Account	Amount	Percentage	Percentage	Percentage	Percentage
Total amount of the balance sheet (i.e., the sum of the above items)									
Total amount of the balance sheet		3,600,000	Total amount of the balance sheet		251,626.8				
Total amount of the balance sheet		3,600,000	Total amount of the balance sheet		545,595.06				
The amount of the balance sheet					19.23%				
Amount									



Specific Advertising Materials for Free

Available Not Available

The above is a preliminary



C a i e d e i f d e c h a e a i f h e C a ' d e i c a l l i e d R e i b i d i a (A) h a e b a f c e a l i e d b i d d i g a a c i , h i c h i l l b e e d f i l e e i g E l e e S c k O e h i P l a e i i c e i e a a l a e a g e . T h e a a f f d b e e d f h e e c h a e h a l l b e l e h a R M B 3 0 0 i l l i ( i c l d i g 3 0 0 i l l i ) a d e h a R M B 6 0 0 i l l i ( i c l d i g 6 0 0 i l l i ) , h e e c h a e i c e h a l l b e e h a R M B 3 2 e h a e ( i c l d i g 3 2 a ) , a d h e e f h e e c h a e h a l l b e e h a 1 2 h f h e d a e f h e B a d f D i e c ' c i d e a i f a d a a l f h e e c h a e l a . T h e C a h a e e d a e c i a l e c i e a c c f h a e e c h a e a d d i c l e d h e R e R e c h a e N e b e 1 5 h , 2 0 2 3 , a d h e C a h a f a l l i l e e e d h e h a e e c h a e l a i c e N e b e 1 5 h , 2 0 2 3 .

T h e C a h e l d h e e i e h e e i g f h e e i g h B a d f D i e c F e b a 5 h , 2 0 2 4 , a d c i d e e d a d a e d h e " M i C h a g i g h e P e f h e R e c h a e d S h a e f C a c e l l a i " i d e i e h e l g - e i e e a l e f h e C a , e h a c e h e l e e l f e a i g e h a e , a d f h e e g h e h e c f i d e c e f i e h i l e a k i g i c i d e a i f a c a l i a i f h e C a . I a g e e d c h a g e h e e f e c h a e d h a e i h e M i h e P l a f h e R e c h a e f h e C a ' S h a e ( h e e i a f e e f e d a h e " 2 0 2 1 S h a e R e c h a e P l a " , h i c h a i l e e e d N e b e 7 h , 2 0 2 2 ) c i d e e d a d a e d a h e 4 5 h e e i g f h e e e h B a d f D i e c a d h e e f e c h a e d h a e i h i h a e e c h a e g a , e e c i e l , f h e i g i a l " h e e c h a e d h a e i l l b e e d f h e i l e e a i f h e E l e e S c k O e h i P l a e i i c e i e " " h e e c h a e d h a e i l l b e e d c a c e l a d e d c e h e e g i e e d c a i a l f h e C a " . E c e f h e a f e a i d d i f i c a i , h e c e f h e i g i a l 2 0 2 1 h a e e c h a e l a a d h e c e h a e e c h a e l a i l l b e c h a g e d . T h e a f e a i d c h a g e i h e e f h e e c h a e d h a e h a e b e b i e d h e h a e h l d e ' e e i g f h e C a f c i d e a i .

A f M a c h 3 1 , 2 0 2 4 , h e a l a f f d e d f h e e c h a e h a d e a c h e d h e e l i i d e h e h a e e c h a e l a , a d h e i l e e a i f h e h a e e c h a e l a a c l e e d . T h e c l a i e b e f h a e e c h a e d b h e C a h g h h e e c i a l e c i e a c c f e c h a e b a f c e a l i e d b i d d i g a a c i a l e d 3 5 , 4 5 7 , 2 6 8 h a e , a c c i g f 1 . 4 1 % f h e a l c a i a l c k f h e C a , i h h e h i g h e a a c i i c e a R M B 2 2 . 9 4 e h a e a d h e l e a a c i i c e a R M B 1 4 . 6 9 e h a e , a d a a l a a c i a f R M B 5 9 9 , 9 2 1 , 5 3 3 ( e c l d i g a a c i f e e ) . T h e a c a l b e f h a e e c h a e d b h e C a , h e i f h e a l c a i a l c k f h e C a , h e e c h a e i c e , h e a l a f f d i l i e d , h e e h d f e c h a e a d h e e i d f







i he Ec ic De el e Z e fYa g ,Hai a i he c ci fOie alY h g  
 Hai a Ya g Gee Ne Mae ial I eg a ed I d ial Pa k P jec .O Se e be 14<sup>h</sup>,2020,  
 he c a fi e a di a ge e al ee i gi 2020 c ide ed a d a ed he ab e a e .  
 I he a e h, Ya g Oie alY h g B ildi g Mae ial C ., he ai i le e ai b d  
 f he jec , a f ded. D i g he e i g e i d, he Hai a Ya g Gee Ne Mae ial  
 C ehe i e I d ial Pa k P jec a a iall i d ci .

5. Gee B ildi g Mae ial P d ci Ba e a d Che gd -Ch g i g Regi al Head a e  
 P jec i Jia gji Di ic ,Ch g i g

O Se e be 3<sup>d</sup>,2020, he c a a d he Pe le' G e e f Jia gji Di ic ,Ch g i g  
 ig ed he "P jec I e e Age e e ", hich i la e ha he c a i e d i e 1.4  
 billi a i he c ci fOie alY h g Gee B ildi g Mae ial P d ci Ba e a d  
 Che gd -Ch g i g egi al head a e jec i Jia gji Di ic ,Ch g i g. O Se e be  
 14<sup>h</sup>,2020, he i ee h ee i g f he e e h e i f he B a d f Di ec f he c a  
 c ide ed a d a ed he "M i he E abli h e fa Wh ll - ed S b idia a d he  
 C ci fG ee B ildi g Mae ial P d ci Ba e a d Che gd -Ch g i g Regi al  
 Head a e P jec i Jia gji Di ic ,Ch g i g", ag eed ha he c a ' h ll - ed  
 b idia a el Tia ji H g hi Ne Mae ial C .,L d. i e d e 50 illi a fi  
 f d i e i Ch g i g Jia gji Di ic e a h ll - ed b idia a el  
 Ch g i g Oie alY h g B ildi g Mae ial C a Li i ed hich ill e e a he ai  
 jec i le e ai b d elf-fi a ce a i e e f e ha RMB1.4 billi i  
 Ch g i g Jia gji Di ic f he Oie alY h g gee b ildi g ae ial d ci ba e a d  
 Che gd -Ch g i g egi al head a e jec . I Se e be 2020, he ai i le e ai  
 b d f he jec ,Ch g i g Oie alY h g B ildi g Mae ial C a Li i ed, ha bee  
 e abli hed. A f he da e f di cl e f hi e , he Oie alY h g gee b ildi g ae ial  
 d ci ba e jec i Ch g i g Jia gji Di ic ha bee a iall i d ci .

6. Sha d g Regi al Head a e a d Gee B ildi g Mae ial P d ci Ba e P jec i  
 Tia ia Di ic ,Ji a Ci

O Dece be 21 ,2020, he C a a d he Pe le' G e e f Tia ia Di ic ,Ji a  
 Ci , ig ed he "C e ai Fa e k Age e e ", a d a fe fie dl c lai be ee he  
 ide , he C a a d he Pe le' G e e f Tia ia Di ic ,Ji a Ci , ig ed he  
 "P jec E Age e e " Ja a 4<sup>h</sup>,2021 he ba i f he igi al "C e ai  
 Fa e k Age e e ", hich i la e ha he C a i e d i e RMB900 illi i  
 Tia ia Di ic f Ji a , Sha d g P i ce i he c ci fOie alY h g Sha d g

egi al head a e jec a d g ee b ildi g a e ial d ci ba e jec , f hich he  
egi al head a e jec la i e 100 illi a ,i cl di g he eali ai f he  
f ci f he ffice, ee i g , ai i g , e ea ch a d de el e ,di la , ece i , e le e  
a d acc da i f he c a ,i b idia ie a d b a d ; d ci ba e jec la  
i e 800 illi a ,c e i g e ea ch,de el e a d d ci f e b ildi g  
a e f a e ial ,e e g - a i g he ali lai a d eali g a e ial , e cial a a d  
g ee ci il a e ial a d he d c .O Ja a 4<sup>h</sup>,2021, he e -fif h ee i g f he  
e e h b a d f di ec c ide ed a d a ed he "M i he E abli h e f Wh ll -  
O ed S b idia ie a d he C ci f he Sha d g Regi al Head a e P jec a d he  
G ee B ildi g Ma e ial P d ci Ba e P jec ", ag eed ha he c a ldi e 100  
illi a fi f di Tia ia Di ic ,Ji a f Sha d g P i ce e a h ll  
ed b idia a el Sha d g O ie al Y h g B ildi g Ma e ial C . L d. ( ecific de ail  
bjec he a al f he i d ial a d c e cial ad i i ai de a e ) hich ill  
e e a he ai b d f he i le e ai f he jec elf-fi a ce a i e e f  
100 illi a f he O ie al Y h g Sha d g egi al head a e jec ; ag eed ha i  
h ll - ed b idia a el O ie al Y h g B ildi g Ma e ial C . L d. e a h ll -  
ed b idia a el Ji a O ie al Y h g B ildi g Ma e ial C ., L d. ( ecific de ail  
bjec he a al f he i d ial a d c e cial ad i i ai de a e ) hich ill  
e e a he ai b d f he jec i le e ai i ha elf-fi a ciced i e e f 800  
illi a i Ji a Tia ia Di ic ,Sha d g P i ce f he c ci f he O ie al  
Y h g g ee b ildi g a e ial d ci ba e jec .I Ja a ,2021, he i le e ai  
ai b die f he c a ' Sha d g egi al head a e jec a d g ee b ildi g a e ial  
d ci ba e a el Sha d g O ie al Y h g B ildi g Ma e ial C . L d. a d Ji a O ie al  
Y h g B ildi g Ma e ial C a Li i ed ha e bee e abli hed. A f he da e f di cl e f  
hi e , he O ie al Y h g G ee B ildi g Ma e ial P d ci Ba e P jec i i he ial  
d ci age.

7. O ie al Y h g Zha gjiaga g G ee B ildi g Ma e ial I ellige P d ci Ba e P jec i  
Da i T ,Zha gjiaga g Ci

O Ma 27<sup>h</sup>,2021, he c a a d Da i T Pe le' G e e f Zha gjiaga g Ci  
ig ed a "P jec I e e Ag ee e ", hich i la e ha he c a i e d i e 2  
billi a i Da i T hi ,Zha gjiaga g Ci f he c ci f O ie al Y h g  
Zha gjiaga g G ee B ildi g Ma e ial I ellige P d ci Ba e P jec , e e ea ch,  
de el e a d d ci f a e f ,e e g - a i g , he ali lai a e ial ,ci il



c ci aeial , ecial a , de ad he dc .I i e ied bai  
c ci e i ihi h ee h f he da e f he c a ' bidid g f he la d , a d  
a ili g c ci ihi l h a f e bai i g c ci e i , a d g i  
d ci ihi 24 h .O J l 2<sup>d</sup>, 2021, he hi - i h ee i g f he e e h b a d f  
di ec c ide ed a d a ed he "M i he I e e a d E abli h e f Wh ll - ed  
S b idia ie a d he C ci f G ee B ildi g Ma e ial I ellige P d ci Ba e P jec  
i Da i T f Zha gjiaga g Ci ", ag eed ha he c a ' h ll - ed bidia a el  
O ie al Y h g B ildi g Ma e ial C ., Ld. e 50 illi a fi f di Da i  
T f Zha gjiaga g Ci , i he e abli h e fa h ll - ed bidia a el  
Zha gjiaga g O ie al Y h g B ildi g Ma e ial C ., Ld. hich ill e e a he ai b d f  
he i le e ai f he jec elf-fi a ce a i e e f 2 billi a f he  
c ci f O ie al Y h g Zha gjiaga g g ee b ildi g ae ial i ellige d ci ba e  
jec i Da i T f Zha gjiaga g Ci .I J l , 2021 he i le e ai b d f he jec  
a e abli hed. A f he da e f di cl e f hi e , Pha e I f he jec ha bee i  
d ci ; he la df Pha e I f he jec ha bee deli ed a d la d e igh ce ifica e ,  
c ci la d e la i g e i , c ci jec la i g e i , c ci e i ,  
e c. ha e bee bai ed e a f e a he , a d all he ki i c i ge .

8. O ie al Y h g G ee B ildi g ae ial P d ci Ba e P jec i Che h , H a P i ce  
O J e 7<sup>h</sup>, 2021, he C a a d he Ad i i ai e C i ee f Che h Ec ic  
De el e Z e f H a P i ce ig ed he P jec I e e Ag ee e , hich i la e  
ha he C a i e d i e RMB 1 billi i he Che h Ec ic De el e Z e i  
he c ci f he O ie al Y h g G ee B ildi g Ma e ial P d ci Ba e P jec , a d  
e he e ea ch, de el e a d d ci f d c i cl di g, b li ied ,  
a e f ll ae ial , ecial a , a da e bled e (ae a ed ae ial ), e c. All ha e f  
he jec a e la ed c e ce c ci ihi 3 h f he da e f bai i g he  
c ci e i , c le e a d i e ai ihi 12 h f he da e f  
c e ce e f c ci a d each de ig ca aci ihi 1 ea a f e c lei a d  
i e ai . O A il 27<sup>h</sup>, 2022, he F -eigh h Mee i g f he Se e h B a d f Di ec f  
he C a c ide ed a d a ed he "M i I e i gi a d C ci g a G ee B ildi g  
Ma e ial P d ci Ba e P jec i Che h Ci , H a P i ce", a d ag eed ha Che h  
O ie al Y h g G ee B ildi g Ma e ial Scie ce a d Tech l g C .Ld., a h ll - ed  
bidia f he C a , a he ai jec i le e ai b d , i e e ha  
RMB 1 billi i h elf-fi a ci g f di he c ci f O ie al Y h g G ee B ildi g



Material Purchase, Basic Price, High Price, Affected by the  
 f... , he... ha... i... d... .

9. Chemical Industrial Park VAE E... LiaodVAEP... de Purchase, Jia...  
 P... ce

On January 10<sup>th</sup>, 2021, the... and Jia... Ya... Chemical Industrial Park... Office... he "I... e... Agree...", which... la... ha... he... a... i... e... d... i... e... 2.5...  
 billi... a... i... Jia... Ya... Chemical Industrial Park... i... he... c... i... f... 400,000...  
 / ea... f... h... l... e... i... l... a... e... c... l... e... ad... h... e... (VAE... e... l... i... ), 100,000... / ea... f...  
 e... h... l... e... i... l... a... e... c... l... e... e... -di... e... ible... la... e... de... (VAEP... de... ) a... d... he... jec... .  
 The... jec... ill... be... c... c... e... d... i... ha... e... , he... fi... ha... e... f... h... i... b... ild... 120,000... / ea...  
 f... VAE... e... l... i... a... d... 50,000... / ea... f... VAEP... ad... h... e... de... jec... . The... c... c... i... ill... be...  
 c... le... e... d... i... hi... 16... h... f... he... i... e... he... he... c... c... i... c... d... i... a... e... i... l... a... e... . The...  
 ec... d... ha... e... i... b... ild... 280,000... / ea... f... VAE... e... l... i... a... d... 50,000... / ea... f... VAEP...  
 ad... h... e... de... jec... , a... d... he... c... c... i... ill... be... c... le... e... d... la... e... ha... be... f... e... Oc... be... 1...  
 , 2025. On January 23<sup>rd</sup>, 2021, the... 40<sup>th</sup>... ee... i... g... f... he... 7<sup>th</sup>... B... a... d... f... Di... ec... c... ide... e... d... a... d... a... e... d... he...  
 "M... i... he... I... e... e... a... d... E... abli... h... e... f... a... C... lli... g... S... b... idia... i... Ya... g... h... , Jia... g...  
 P... i... ce... a... d... he... C... c... i... f... VAE... E... l... i... a... d... VAEP... Ad... h... e... i... e... P... de... P... jec... ", a... d... a... g... e... e... d...  
 e... a... b... idia... c... a... i... Ya... g... h... Chemical Industrial Park... i... h... a... j... i... ca... i... a... l... f...  
 RMB100... illi... j... i... l... i... h... H... g... K... g... O... ie... a... l... Y... h... g... I... e... e... C... a... Li... e... d...  
 (he... ei... a... f... e... fe... ed... a... "H... g... K... g... O... ie... a... l... Y... h... g..."), a... h... ll... -... e... d... b... idia... f... he...  
 C... a... , i... Ya... g... h... Chemical Industrial Park... e... a... b... idia... , H... g... hi... Ne... Ma... e... ial... , a...  
 he... ai... b... d... f... he... i... le... e... a... i... f... he... jec... . The... C... a... illi... e... RMB600... illi... f...  
 i... ca... i... a... l... h... ld... 60%... e... i... i... e... e... i... H... g... hi... Ne... Ma... e... ial... , a... d... H... g... K... g... O... ie... a... l...  
 Y... h... g... i... e... d... i... e... 400... illi... a... fi... ca... i... a... l... h... ld... 40%... e... i... i... e... e... i... H... g... hi...  
 Ne... Ma... e... ial... . On... Se... e... be... 7<sup>th</sup>, 2021, the... 42<sup>nd</sup>... M... ee... i... g... f... he... Se... e... h... B... a... d... f... Di... ec...  
 c... ide... e... d... a... d... a... e... d... he... "M... i... Ca... i... a... l... I... c... e... e... Wh... ll... -... e... d... S... b... idia... ". The...  
 C... a... e... d... i... c... e... a... e... he... ca... i... a... l... f... H... g... k... g... O... ie... a... l... Y... h... g... i... hi... f... d... f...  
 USD60... illi... (a... i... a... e... l... RMB380.8212... illi... ), a... d... a... f... e... he... c... le... i... f... he... ca... i... a... l...  
 i... c... e... a... e... , he... e... gi... e... e... d... ca... i... a... l... f... H... g... K... g... O... ie... a... l... Y... h... g... l... d... i... c... e... a... e... f... USD120...  
 illi... USD180... illi... . A... he... a... e... i... e... , a... a... a... i... c... i... a... i... g... ha... e... h... l... de... f... H... g... hi... Ne...  
 Ma... e... ial... , H... g... K... g... O... ie... a... l... Y... h... g... ill... a... l... c... le... e... he... ca... i... a... l... c... ib... i... i... acc... da... ce...  
 i... h... he... ca... i... a... l... c... ib... i... ch... e... d... le... a... g... e... e... d... i... he... i... e... e... a... g... e... e... e... f... he... VAE... e... l... i...  
 a... d... VAEP... de... jec... a... f... e... he... ca... i... a... l... c... ib... i... a... i... e... a... he... acc... a... d... a... f... e... c... le... i... g...



he a al ced e f he a ke eg la a h iie chp a c e ce, f eig e cha ge  
 a age e ,e c., a effeci el e he ge f he c ci f he VAE e li  
 a d VAEP de jec .I J l 2021, he i le e ai b d f he jec ,H g hi (Jia g )  
 Ne Mae ial a f ded. D i g he e i g e i d, Pha e I f he jec ha bee i  
 d ci ,a da f he da e f di cl e f hi e ,Pha e II f he jec i a he age f  
 c e ce e f c ci .

10. Gee B ildi g Mae ial P d ci Ba e a d H bei Regi al Head a e P jec i W ha ,  
 H bei i ce


O Ja a 19<sup>h</sup>, 2022, he c a a d he e le' g e e f Xi h Di ic ,W ha Ci ,  
 ig ed a "P jec I e e Age e e ",ag eed ha he c a i e d i e 2 billi a  
 i W ha Ci f he i e e a d c ci f O ie al Y h g W ha gee b ildi g  
 a e ial d ci ba e jec a d he H bei egi al head a e jec , f hich, he f e  
 ec e he R&D a d d ci f l e ae f ll a e ial , ae -ba ed ae f  
 c ai g ,high- ali a d ,a da e a ed a el , ecial a , f ile e ,high- e d g  
 d e f a d he g ee high- e d e a e ial .H bei egi al head a e e jec i cl de he  
 c p i c p ci f f fice f O ie al Y h g a di b idia ie a d b a d ,ale , e le e t , 3  
 ee i g , ai i g ,R&D a d he f ci a f ce e i H bei egi .The jec ill be  
 c cedi acc da ce i h he e h d f" e all la i g a d ha edi e le e ai ",i II  
 hich ha e f he d ci ba e jec i p la f ed " c p e c e c ci i hi 3  
 h f he da e f bai i g he eale ae ile ce i i ca e a d bec le ed j d .

q  
s

6 6 c ! ! q ! 6 6 q p ! " I

c ! ! q !

6 6 c

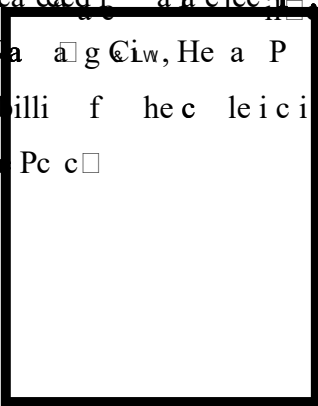




W ha ... h ... illi ... h ... 0% ...  
 W l ... D ... c ...  
 m d B ... G ... B ... % ... R ... h ... h ... g ...  
 ca ial fRMB25 illi .A f he da e fdi cl e f hi e , a f ~~W~~ i li e f  
 W G ee B ildi gMa e ial P d ci Ba eP jec ha bee i . .d .ci .

ie alY h gG ee B ildi gMa e ial P d ci Ba eP jec i Na a g,He a  
 P i ce

O A il 28<sup>h</sup>/2022 55<sup>h</sup> ,a lea Ha ca di a Re iec: I e e Ag ee e ih Ca Pe .le'  
 G e e e fNa C ,Na a g Ciw,He a P i ce, h i c f a e la e ha X€  
 C e a j f h e i e RMB1 illi f he c le i c i f h i c a l Y h g a ce  
 B ildi gMa e ial P d ci Ba eP c



Head a P jec i F h a P  
 O Ja a 4h 202 he C a C  
 Ci ,F jia P ce ig ed he jec i la e ha he e a  
 i e d i e RMB 1.2 billi i hec ci f he Oie al Y h g F h Gee  
 B ildi g Ma e ial P d ci Ba e P jec a d he F jia P i cial Regi al Head a e P jec  
 i Mi i g C f F h Ci ,F jia P i ce. The d ci ba e jec i e he  
 d c de el e a d d ci f ae f, e e g - a i g a d he ali lai ae ial ,  
 ci il b ildi g ae ial , ecial a , a chi ec al c a i g a d he d c . Regi al  
 head a e jec la e abli h F jia Oie al Y h g B ildi g Ma e ial T h K C R B Q  
 C a Li i edi Mi W g C f F h h f i C i , F jia P i ce a hec a ' egi al  
 ale aad eale e head a e . 600 P h a ill be i e edi he fi ha e f he  
 d ci ba e jec a d a ala e e f, 600 illi a ill be i Pha e II f he  
 d ci ba e jec . Each ha e ill bai hec ci e i i hi 9 h f he  
 dae fla d ha d e a d a c ci i hi 1 ha fe B ai i g hec ci e i  
 a f d ill be c P h e d a d i d ci Z h M C e i g h f H G l a e e c e f  
 hec ci . The e de ifi ci 'le e ai la i h if

M

E

B

P E c

B ! i q ! 8

Δ H K C B

Eg



Oriented Information	Disclosure Date	Internet Disclosure Website
Information regarding the company's financial performance	2023/02/24	http://www.o-yuhong.com
Information regarding the company's business operations	2023/11/14	http://www.o-yuhong.com
	2023/11/15	http://www.o-yuhong.com
	2023/11/18	http://www.o-yuhong.com
	2023/12/06	http://www.o-yuhong.com
	2024/01/03	http://www.o-yuhong.com
	2024/02/03	http://www.o-yuhong.com
	2024/02/06	http://www.o-yuhong.com
	2024/03/05	http://www.o-yuhong.com
2024/04/03	http://www.o-yuhong.com	
Information regarding the company's R&D activities	2023/11/13	http://www.o-yuhong.com

On November 22<sup>nd</sup>, 2023, Oriental Yuhong Software Technology Group Limited (hereinafter referred to as "Software Group"), a wholly-owned subsidiary of Oriental Yuhong Software Technology Group Limited, held a meeting of the Board of Directors to discuss and approve the 2023 Annual Report of the Company. The meeting decided to disclose the 2023 Annual Report of the Company on the Internet disclosure website of the Company (http://www.o-yuhong.com) and to publish the 2023 Annual Report of the Company on the Shanghai Stock Exchange (http://www.sse.com.cn). The meeting also decided to disclose the 2023 Annual Report of the Company on the Internet disclosure website of the Company (http://www.o-yuhong.com) and to publish the 2023 Annual Report of the Company on the Shanghai Stock Exchange (http://www.sse.com.cn).



Beijing Official Yang Wang Technology Co.,



Unit: Share

	Beginning		Change					Ending	
	Amount	Percentage	Net	Basic	Other	Subtotal	Amount	Percentage	
I. Shareholding	532,266,520	21.13%	0	0	0	-9,296,325	-9,296,325	522,970,195	20.77%
1. State-owned share	0	0.00%	0	0	0	0	0	0	0.00%
2. Share held by legal entities	0	0.00%	0	0	0	0	0	0	0.00%
3. Share held by individuals	532,266,520	21.13%	0	0	0	-9,296,325	-9,296,325	522,970,195	



3. Share held by the director	0	0.00%	0	0	0	0	0	0	0.00%
Share held by the shareholder	532,266,520	21.13%	0	0	0	-9,296,325	-9,296,325	522,970,195	20.77%
4. Share held by the employee	0	0.00%	0	0	0	0	0	0	0.00%
Included: Share held by the legal entity	0	0.00%	0	0	0	0	0	0	0.00%
Share held by the shareholder	0	0.00%	0	0	0	0	0	0	0.00%
Share held by the shareholder	1,986,197,671	78.87%	0	0	0	9,296,325	9,296,325	1,995,493,996	79.23%



1. Current Debt (RMB Denominated)	1,986,197,671	78.87%	0	0	0	9,296,325	9,296,325	1,995,493,996	79.23%
2. Debt held by foreign investors	0	0.00%	0	0	0	0	0	0	0.00%
3. Debt held by foreign investors	0	0.00%	0	0	0	0	0	0	0.00%
4. Other	0	0.00%	0	0	0	0	0	0	0.00%
III. Total	2,518,464,191	100.00%	0	0	0	0	0	2,518,464,191	100.00%

Real change in

Available Non

Dividend, the capital structure has changed due to the allocation of

The Annual Share Change

Available Non

Share Transfer Shareholding 'M

Available Non



The increase in the financial income is mainly due to the increase in the interest income, the increase in the income from the sale of assets, and the increase in the income from the disposal of long-term equity investments.

Available for sale

Other income is mainly due to the increase in the income from the disposal of long-term equity investments.

Available for sale

Available for sale

Unit: Yuan

Number of shares held	Initial balance	Increased	Reduced	Number of shares held	Capital	Deficit
Li Weig	428,499,665	0	0	428,499,665	Shareholder	-
X Li i	61,701,937	0	7,500,000	54,201,937	Shareholder	In accordance with the provisions of the articles of association, on January 3, 2023, the company repurchased 7,500,000 shares of the company.



Xiaogongji	17,376,992	0	750,000	16,626,992	See the attached	The attached
Yagha	1,299,591	0	322,500	977,091	See the attached	The attached



Zhang Yigang	1,055,794	0	240,000	815,794	See the following table for details.	In accordance with the provisions of the Company's Articles of Association, the 2023 Annual General Meeting of Shareholders has approved the 2023 financial statements.
Zhang Zhiyi	942,722	0	202,500	740,222	See the following table for details.	In accordance with the provisions of the Company's Articles of Association, the 2023 Annual General Meeting of Shareholders has approved the 2023 financial statements.
Xu Wei	631,983	0	0	631,983	See the following table for details.	-



<p>Wang Weigang</p>	<p>703,112</p>	<p>0</p>	<p>75,000</p>	<p>628,112</p>	<p>See the attached list.</p>	<p>According to the shareholding structure of the company, as of December 31, 2023, he held 75,000 shares, representing 0.01% of the total shares.</p>
<p>Zhang Heng</p>	<p>807,441</p>	<p>0</p>	<p>201,000</p>	<p>606,441</p>	<p>See the attached list.</p>	<p>According to the shareholding structure of the company, as of December 31, 2023, he held 201,000 shares, representing 0.02% of the total shares.</p>
<p>Wang Xiaojia</p>	<p>202,966</p>	<p>0</p>	<p>0</p>	<p>202,966</p>	<p>See the attached list.</p>	<p>-</p>



<p>Other receivables          19,044,317</p>	<p>0</p>	<p>5,325</p>	<p>19,038,992</p>	<p>As of December 31, 2023, the company has not yet received the amount of 18,855,389 yuan from the related parties.</p>	<p>Receivable          19,044,317          0          5,325          19,038,992</p>
<p>Total</p>	<p>532,266,520</p>	<p>0</p>	<p>9,296,325</p>	<p>522,970,195</p>	<p>--</p>

1. Eligible receivables (excluding related parties) digested  
 Available Non-Available



Available Non-Available

Available Non-Available

Unit: Sha e

The al be f c ha eh lde a he e d f he e ig e id	186,526	The al be f c ha eh lde a he e d f he h bef e he da e f di cl e fa al e	197,759	The al be f efe ed ck ha eh lde ih e ed ig igh a he e d f he e ig e id (if a ) (efe e ce N e 8)	0	The al be f efe ed ha eh lde ih e ed ig igh a he e d f he h bef e he da e f di cl e fa al e (if a ) (efe e ce N e 8)	0
Sha eh ldi g f ha eh lde h ldi g e 5% 10 ha eh lde							
Na e f ha eh lde	T e f ha eh lde	P i	N be f ha e held a he e d f he e id	I c ea e/de c ea e d ig he e id	N be f ha e ih adi g e ici	N be f ha e ih adi g e ici	Pledged f e ha e S a f ha e A
Li Weig	De ic a al e	22.69%	571,332,887	0	428,499,665	142,833,222	Pledge 283,583,639



Hong Kong Securities Clearing Co., Ltd	Overseas legal entity	9.82%	247,235,037	-83,824,516	0	247,235,037	Non-liable	0
Xinli	Domestic entity	2.87%	72,269,250	0	54,201,937	18,067,313	Non-liable	0
DCP Della Fund Management -DCP Della Fund II	Overseas legal entity	1.83%	45,969,375	0	0	45,969,375	Non-liable	0
China Mecha Bank Co., Ltd - Fidelity Group Value Hedge Securities Fund	Overseas	1.61%	40,627,620	914,600	0	40,627,620	Non-liable	0
Jach Pace Pace Asia Management Fund RQFII	Overseas legal entity	1.39%	34,974,679	0	0	34,974,679	Non-liable	0



Industrial and Commercial Bank of China Limited- Foreign Trade Selected Growth Hybrid Securities Investment Fund (LOF)	Other	0.99%	25,007,131	13,007,082	0	25,007,131	Non-pledgeable	0
Xiangji Ji	Decorative	0.88%	22,169,323	0	16,626,992	5,542,331	Pledge	3,000,000
Abu Dhabi Investment Authority	Overseas legal entity	0.79%	20,014,056	-3,668,164	0	20,014,056	Non-pledgeable	0
China Mechanical Equipment Co., Ltd.- Rial Equity Value Trust-Yuan Holdings Private Hybrid Securities Investment Fund	Other	0.79%	20,000,000	-3,000,020	0	20,000,000	Non-pledgeable	0



<p>S a egic i e ge e al legal e i ie beca e 10 ha eh lde d e lace e f e ha e (ifa )(efe e ce N e3)</p>	N/A						
<p>S a e e f he ab e ha eh lde c elai c ce ed aci</p>	<p>The c a a ified if he ab e ha eh lde e e c elaed bel ged e aci gi c ce a i laedi Mea e f heAd i i ai f heTake e fLi edC a ie .</p>						
<p>E la ai f he ab e- e i ed ha eh lde i lig e ed/e ed i g igh a d ab e i f i g igh</p>	N/A						
<p>S ecial i ci f he e i e ce fa ecial e cha e acc a g he 10 ha eh lde (ifa ) ( ee N e 10)</p>	<p>A fDece be 31,2023, he c a ' ecial ec i ie acc f e cha eh ld 33,896,156 ha e f he c a ,acc i gf 1.35% f he c a ' al ha e ca ial, f hich he be f ha e e cha ed b he ha e e cha e la i le e edi 2021 i 27,866,756 ha e ,acc i gf The c a ' al ha e ca ial ai i 1.11%, a d he 2021 ha e e cha e la ha bee i le e ed N e be 7, 2022; The be f e cha ed ha e i he ha e e cha e la i le e edi 2023 i 6,029,400 ha e ,acc i gf 0.24% f he c a ' al ha e ca ial. A fMa ch 31, 2024, he be f e cha ed ha e de he ha e e cha e la i le e edi 2023 i 35,457,268 ha e ,acc i gf 1.41% f he c a ' al ha e ca ial. The 2023 ha e e cha e la ha bee i le e ed Ma ch 31, 2024.</p>						
Sha eh ldi g f 10 ha eh lde i h adi g e ic i							
<p>Na e f ha eh lde</p>	<p>N be f ha e i h adi g e ic i a hee d f he e i g e id</p>	<table border="1" style="width: 100%; text-align: center;"> <tr> <td colspan="2" data-bbox="1161 1630 1450 1742">T e f ha e</td> </tr> <tr> <td data-bbox="1161 1742 1310 1912">T e f ha e</td> <td data-bbox="1310 1742 1450 1912">A</td> </tr> </table>		T e f ha e		T e f ha e	A
T e f ha e							
T e f ha e	A						



Hong Kong Securities Clearing Co., Ltd	247,235,037	C ck (RMB Debit ed)	247,235,037
Li Weig	142,833,222	C ck (RMB Debit ed)	142,833,222
DCP Default Management -DCP Default II	45,969,375	C ck (RMB Debit ed)	45,969,375
China Merchants Bank Co., Ltd - Foreign Valuation Bid Securities Issuance Fund	40,627,620	C ck (RMB Debit ed)	40,627,620
Jinchao Pao Pao Asia Market Fund RQFII	34,974,679	C ck (RMB Debit ed)	34,974,679
Industrial and Commercial Bank of China Limited - Foreign Valuation Bid Securities Issuance Fund (LOF)	25,007,131	C ck (RMB Debit ed)	25,007,131
Ab Dhabi Issuance Authority	20,014,056	C ck (RMB Debit ed)	20,014,056



China Mechanical Bank Co., Ltd.-RMB Equity Value Three-Year Holding Period Bid Securities Interest Fee	20,000,000	Cash (RMB 20,000,000 Debit)
Xinli	18,067,313	Cash (RMB 18,067,313 Debit)
UBS AG	17,841,601	Cash (RMB 17,841,601 Debit)
Shareholder classification change 10 holding period- holding period change 10 holding period- holding period change 10 holding period	The classification is confirmed if the shareholder has held the shares for 10 days before the change of classification. The classification is confirmed if the shareholder has held the shares for 10 days before the change of classification.	
Shareholder change 10 holding period change 10 holding period- holding period change 10 holding period (effective date: N/A 4)	N/A	

Let's have a look at the classification of the shares.

Available Non-Available

Change in the holding period of the shares



Large stylized black letters 'BING' at the top left of the page.

Large stylized black letter 'E' on the right side of the page.

Change f... e ha eh lde c aed ih heed f he ei ei

Na e f Ne N be f ha e le b efi a ci g ha eh lde i di a acc a d

ha eh lde (f ll addi i /e i a heed f he e i da d e cedi acc a d ha e le b

a e) d i g he e ed efi a ci ga d e e ed a

e i g e i d heed f he e i d

T al Q a i P i f

al ha e ca i al " e

Large stylized black letters 'BING' at the bottom left of the page.

Large stylized black letter 'E' at the bottom right of the page.



<p>F che g Haif A e Ma age e - Beiji g O ie al Y h g Wa e f Tech l g C ., L d. 2021 E l ee S ck O e hi Pla - F che g Haif g O ie al Y h g E l ee S ck O e hi Si gle A e Ma age e Pla</p>	<p>E i</p>	<p>0</p>	<p>0.00%</p>	<p>2,000,000</p>	<p>0.08%</p>
--	------------	----------	--------------	------------------	--------------

Whe he he 10 di a ha eh lde a d he 10 di a ha eh lde i h elli g  
e ic i f he C a c d c ed a age ed e cha e a aci d i g he e i g  
e i d

Ye N

The 10 di a ha eh lde a d he 10 e ic ed di a ha eh lde f he C a  
did c d c a age ed e cha e a aci d i g he e i g e i d.

Na e fc lli g ha eh lde : a al e h ldi g

Na e fc lli g ha eh lde : a al e

<p>Na e fc lli g ha eh lde</p>	<p>Na i ali</p>	<p>he he ha bai ed he e a e e ide ce igh fa he egi c</p>
<p>Li Weig</p>	<p>Chi a</p>	<p>N</p>

Mai j b ile

1995, he ked i h H a P i cial B f S a i ...  
 f ded Cha g ha Ch gh g B ildi g Wa f E g i g C L d. He  
 ha bee he chai a f he d cia a i ce 1998 a d i he ai de . He  
 i he d a a f Beiji g Ge E i E gi eeg g & Tech C ä.,  
 he e c i e c a d a age f Beiji g Cha g a g Ji g a  
 Tech I g ., L d. O J I 2003, he a elec ed a e f he e  
 g e e f Beiji g. I 2005, he a elec ed a del ke f  
 Beiji g. I 2012, he a elec ed a e f he e a al a di g  
 hi Zh gg a c . O N e be 2017, he a elec ed a he  
 e ec able e e e e . He a li he 2019 a d 2020 Chi a T 100  
 CEO li . He i c e l he e ide f Chi a Na i al Bai g c g  
 Wae f A c ia i a d he

B ! 0 5 P n € D © C

39 \9

8 P © G a

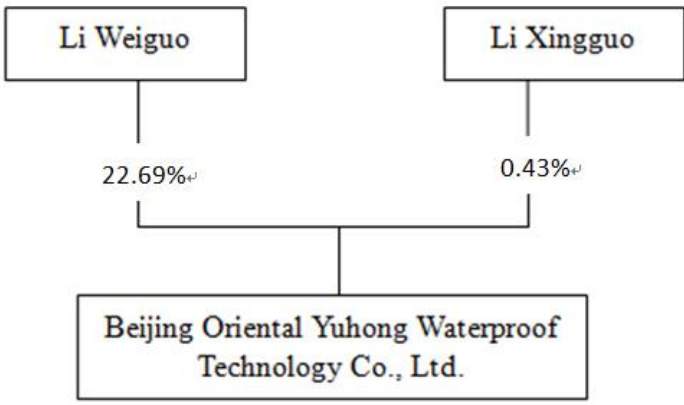
<p>Mai j b i l e</p>	<p>M . Li Weig uo , b o r n i n 1965, g r a d u a t e d f r o m H a n g z h o u A g r i c u l t u r a l U n i v e r s i t y , b a c h e l o r d e g r e e , C h i n a , e n g a g e d i n f a b r i c a t i o n a n d s a l e s . I n 1989, h e w o r k e d a t C h a n g h a C o n s t r u c t i o n V o c a t i o n a l S e c o n d a r y S c h o o l ; I n 1992, h e w o r k e d a t H a n g z h o u E c o n o m i c M a n a g e m e n t C o l l e g e ; F r o m 1993 t o 1995, h e w o r k e d i n H a n g z h o u P r o f e s s i o n a l B e a u t y S a l o n ; I n 1995, h e f o u n d e d C h a n g h a C o n s t r u c t i o n B u i l d i n g W a t e r p r o o f E n g i n e e r i n g C o . , L t d . H e h a s b e e n t h e c h a i r m a n a n d c e o f t h e c o m p a n y s i n c e 1998 a n d i s t h e a i f d e . H e i s a l s o t h e c h a i r m a n o f B e i j i n g G e n e r a l E n g i n e e r i n g &amp; T e c h n o l o g y C o . , L t d . , h e e c o n d u c t e d t h e S h e n g K a i e H a n g z h o u S h i e C o . , L t d . , a n d h e e c o n d u c t e d t h e a d m a n a g e m e n t o f B e i j i n g C h a n g a n g J i g a n g T e c h n o l o g y C o . , L t d . O n J u n e 1 2003, h e w a s e l e c t e d a s t h e c e o o f t h e c o m p a n y . I n 2005, h e w a s e l e c t e d a s d e p u t y c e o o f B e i j i n g . I n 2012, h e w a s e l e c t e d a s t h e c e o o f t h e c o m p a n y . O n N o v e m b e r 2017, h e w a s e l e c t e d a s t h e c e o o f t h e c o m p a n y . H e a l s o l e d t h e c o m p a n y f r o m 2019 t o 2020 C h i n a T o p 100 C E O l i s t . H e i s c e n t r a l h o l d e r o f C h i n a N a t i o n a l B u i l d i n g W a t e r p r o o f A c c o u n t a n d h e i s c e n t r a l h o l d e r o f C h i n a B u i l d i n g M a t e r i a l C o n s t r u c t i o n .</p>
<p>S a f e e a a d d e c l i n e d c a i e h a h a d c o n t r o l l i n g h a e i n h e a 10 e a</p>	<p>C o n t r o l l i n g h a e o f B e i j i n g G e n e r a l E n g i n e e r i n g &amp; T e c h n o l o g y C o . , L t d , c k c o d e : 603588, h e h a s h o l d i n g a i n M . Li Weig uo i n 17.14%.</p>

Cha ge i ac al c lle d i g he e i g e i d

A licable N a licable

N cha ge i ac al c lle d i g he e i g e i d

O e hi a d c l e l a i b e e e h e a c a l c lle a d h e c a



N e : M . Li Weig uo i s t h e a c t u a l c o n t r o l l e r o f t h e C o m p a n y . A n d M . Li X i n g g u o i s M . Li



Weighted average

Accounting



<p>Net balance 14, 2023</p>	<p>9,375,000- 18,750,000 share</p>	<p>0.37%- 0.74%</p>	<p>30,000- 60,000</p>	<p>Net balance 13, 2023- Net balance 13, 2024</p>	<p>The company held the 20th annual general meeting on February 5, 2024 to review and approve the "Proposal for Change of the Registered Share Capital , and agreed to change the 2021 share holding structure of the company in 2023 shareholding structure of the company from the original "shareholding structure to the current shareholding structure."</p>	<p>6,029,400</p>	
---------------------------------	--	-------------------------	---------------------------	---	---	------------------	--



				<p>e l ee ck e hi la e i i ce i e "</p> <p>" e cha e d ha e ill be ed f ca cella i a d ed c i f he c a ' egi e ed ca i al". The ab e- e i ed cha ge i he e f e cha ed ha e eed be b i ed he c a ' ge e al ee i g f ha eh lde f c ide a i .</p>
--	--	--	--	--



Independent members of the Board of Directors  
Auditable Non-auditable



Accountable Non-accountable

Non-effective handling of the company





Financial Receivable Guarantee Backed Net (Science and Technology Net) of Beijing Oriental Young Wave of Technology Co., Ltd. Pledged-backed securities	Oriental Young Wave of Technology Co., Ltd.	143904.SZ	2023/12/27	2023/12/27	2024/11/18	53,100	4.2%	Paid	Shareholder's Equity Change
---	---	-----------	------------	------------	------------	--------	------	------	-----------------------------



<p>Oie al Y h g Pha e l Acc Recei abl e Gee A e - backed S ecial Pla (Tech l g I ai ) S b di aed A e - backed Sec iie</p>	<p>Oie al Y h g 2023-1 Sec da</p>	<p>143905.S Z</p>	<p>2023/12/ 27</p>	<p>2023/12/ 27</p>	<p>2024/11/ 18</p>	<p>2,900</p>	<p>0%</p>	<p>Q a e l a e f e i d i c e, di ib i f e ai i g f d a a i</p>	<p>She he S ck E cha ge</p>
<p>I e iabili a age e (ifa )</p>			<p>Mee he c di i i laedi he "I ei Mea e f he S e i i a d Ad i i ai f P i a e E i I e e F d", "Reg lai he Ad i i ai f A e Sec i i ai B i e f Sec i i e C a i e a d S b idia i e f F d Ma age e C a i e", a d "She he S ck E cha ge B d Ma ke I e S i abili Ma age e Mea e", a d ha e a i a e Q alified i i i al i e i h fi a cial i e e e e i e ce, i k le a ce, a d f ll ca aci f ci il c d c, e ce f a i c i a h i b i e d b la , eg lai a d ele a eg lai .</p>						
<p>A licable T adi g Mecha i</p>			<p>The i i a e-backed ec iie a d he b di aed a e-backed ec iie b c ibed b Oie al Y h g a a l f a fe h gh he c che i e age e e adi g la f f he She he S ck E cha ge, b he i i a e-backed ec iie a d he b di aed a e-backed ec iie b c ibed b Oie al Y h g hall be a fe ed d i g he e i d f each e i egi ai dae he c e di g ede i dae d i g he ge e al ee i g f he h lde fa e-backed ec iie i h c l.</p>						
<p>A licable T adi g Mecha i</p>			<p>N a licable</p>						



Available Not Available

Available Not Available

Business Area	Intermediate Area	Office Address	Signature	Intermediate Contact	Contact Number
Financial Receivable Guaranteed Net (Science and Technology Net) of Beijing Oriental Yuhong Wafeng Technology Co., Ltd.	Huang Gicheng Technology Co., Ltd.	6/F, Sunshine Building, No. 112, Xihouhai Street, Xicheng District, Beijing	-	Wang Xiaoli	010-88306069
	China Construction Bank Capital Beijing Branch	Gate 4 and Gate 8, Dache Plaza, Building 28, Xuanwumen West Street, Xicheng District, Beijing	-	Ni Guangpeil	010-85768630
	China Construction Bank Capital Branch	No. 25 Financial Street, Xicheng District, Beijing	-	Ni Guangpeil	010-85768630
	Dagong Industrial Credit Rating Co., Ltd.	3F, Block A, Fengliang Laogage Building, No. 89 Nanhua Road, Haidian District, Beijing	-	Qi Jiwei	010-67413300



	Th... LLP (Special General Partnership)	5/F, Science Plaza, No. 22 Jiaguocai Street, Chaoyang District, Beijing	Liaoning Yiba Baiji	Liaoning Yiba	010-85665423
	Shanghai All Bright (Shanghai) Law Office	/Fad 23/F, Building 1, Excellence Center, Fhad Road, Fadi District, Shanghai	-	WHI	0755-82816698

Whether the above agreement has changed in the past year  
 Yes No

Unit: 10,000 RMB

Bad Debt	Total Identified	Approved	Approved	Other special accounts identified (if any)	Recification of illegal identified (if any)	Whether it is correct, reasonable and agreed in the end Yes No
Financial Receivable Guaranteed Net (Science and Technology Net) of Beijing Oriental Yuhong Waerf Technology	56,000	56,000	0	None	Not applicable	Yes



C., Ltd.						
----------	--	--	--	--	--	--

Raised funds for investment

Available Non-Available

Oriental Yuhong 'Phase 1 Accounts Receivable Guarantee Special Plan (Technical Investment)' raised a total of 560 million yuan, all of which are allocated to the purchase of special investment funds for the construction of a 'guarantee building special investment fund' for investment. The fund is managed by the "Technical Investment Management" fund manager. The fund is established in accordance with the relevant provisions of the "Guarantee Building Special Investment Fund" and the "Guarantee Building Special Investment Fund" established on July 27, 2022, with a total amount of 25,000 million yuan for the "Guarantee Building Special Investment" of Qigda Oriental Yuhong Building Materials Co., Ltd., as a bid for the fund.

During the reporting period, the company has completed the above-mentioned

Available Non-Available

Available Non-Available

During the reporting period, Dagong Investment Management Co., Ltd. issued the "2023 Credit Rating Report of Beijing Oriental Yuhong Wafu Technology Co., Ltd." on July 10, 2023, which evaluated the company's credit rating as AAA, the highest credit rating available in the market; it also issued the "Credit Rating Report of the Financial Guarantee Fund Backed Non-Financial (Science and Technology New) of Beijing Oriental Yuhong Wafu Technology Co., Ltd." on November 17, 2022, which evaluated the company's credit rating as AAA, the highest credit rating available in the market.



Applicable Not Applicable

Applicable Not Applicable

During the reporting period, the Company did not have any convertible preferred shares.

Applicable Not Applicable

Applicable Not Applicable

Yes No

Unit: RMB 10,000

Item



Capital Expenditure	24.56	6.54	275.54%
EBITDA Interest Expense	31.58	18.26	72.95%
Lease Expense	100.00%	100.00%	
Interest Expense	100.00%	100.00%	



The effective date	Standardized date
Signature	April 19, 2024
Address	Guangzhou
Address Reference	ZTSZ (2024) No. 110A012773
Name of registered address	Liang Yi'an, Liang Xiaogang

### Board Meeting

We audited the financial statements of Beijing Oriental Yuhong Wafu Technology Co., Ltd. (hereinafter referred to as "Oriental Yuhong Wafu"), which cover the consolidated balance sheet as of December 31, 2023, the consolidated income statement, the consolidated cash flow statement, the consolidated statement of changes in equity, the consolidated statement of assets and liabilities as of FY2023, and the related financial statements.

We believe that the attached financial statements are prepared in accordance with the Accounting Standards for Business Enterprises in all material aspects, and that the consolidated financial statements as of December 31, 2023 and the consolidated statement of assets and liabilities as of FY2023.

We conducted the audit in accordance with the Chinese Certified Public Accountant's Audit Standards. The engaged Certified Public Accountant's Report on the Audit of Financial Statements is based on the audit procedures performed in accordance with the audit standards. It is an independent professional opinion on the financial statements, and it is not a guarantee of the accuracy of the financial statements.



f he fe i hc a i d a h  
di ce e e bai ed i fficie

a i a di .

Ke a e n e , i fe i al j g i ca i a di  
f a cial e e e e id . The a e a d d e ed he c e f  
e a a h l e i f i g i i e e , b d i d e a  
e a i i e e a e .

i . Ke i i f e e e f a e f d c a d e g i e e i g c

F de ail f ele i f ai di cl e , lea e efe N e 3 , 24 a d N e 5 , 44 f he  
fi a cial We e

1 . De c i i f a e i f

O i e al Y h g a i ai l e g a g e d i h e a l e f a e f c i l e d a e i a l a d  
c a i g d c , e e i g c c i e i c e . I 2023 , h e c a ' e a i g e e e a  
R M B 328.23 billi , i c l d i g R M B 289.20 billi f a l e e e e f a e f d c a d  
R M B 32.44 billi f e g i e e i g c c i e e e , a c c i g f 98% f h e e a l l  
e a i g e e e . A h e a l e e e e f a e f d c a d h e e e e f H g i e e i g  
c c i e i c e a e i g i f i c a a d c i e h e k e e f a c e i d i c a f e a l a i g  
h e e a i g c d i i , h e e i a i k f e e e f a d c a e d b h e a a g e e f O i e a l  
Y h g C a ( h e e i a f e e f e e d a h e a a g e e s ) a i l a i g h e e e e i d e  
a c h i e e e c i f i g a l e e c a i . W e e c g i e h e a l e e e e f a e f d c  
a d e g i e e i g c c i a a k e a d i a e .

2 . A d i e e

F h e a l e e e e f a e f f a e i a l , h e a d i c e d e e c d c e d a i l i c l d e :

- (1) U d e a d i g a i l a a l a i g h e M a a g e e d e i g f i e a l a d l e g a d i g h e a l e  
d c f f h e a H U Q D O a l f a l e d e a h e

ge



(4) The company's financial performance, particularly in the area of operating income, has improved significantly compared to the previous period.

(5) The company's operating income has increased significantly, mainly due to the increase in sales volume, the improvement of product quality, and the expansion of market share.

(6) The company's operating income has increased significantly, mainly due to the increase in sales volume, the improvement of product quality, and the expansion of market share.

(7) The company's operating income has increased significantly, mainly due to the increase in sales volume, the improvement of product quality, and the expansion of market share.

The company's operating income has increased significantly, mainly due to the increase in sales volume, the improvement of product quality, and the expansion of market share.

(1) The company's operating income has increased significantly, mainly due to the increase in sales volume, the improvement of product quality, and the expansion of market share.

(2) The company's operating income has increased significantly, mainly due to the increase in sales volume, the improvement of product quality, and the expansion of market share.

(3) The company's operating income has increased significantly, mainly due to the increase in sales volume, the improvement of product quality, and the expansion of market share.

(4) The company's operating income has increased significantly, mainly due to the increase in sales volume, the improvement of product quality, and the expansion of market share.

(5) The company's operating income has increased significantly, mainly due to the increase in sales volume, the improvement of product quality, and the expansion of market share.

(6) The company's operating income has increased significantly, mainly due to the increase in sales volume, the improvement of product quality, and the expansion of market share.

(7) The company's operating income has increased significantly, mainly due to the increase in sales volume, the improvement of product quality, and the expansion of market share.



ii. Accruals for liabilities are calculated as follows:

For the full year, the amount of liabilities is 3,111,544,000 yuan, and the amount of liabilities is 5,090,000 yuan.

### 1. Decrease in liabilities

As of December 31, 2023, the amount of accrued liabilities is 2,047,000,000 yuan, and the amount of accrued liabilities is 2,047,000,000 yuan. The amount of accrued liabilities is 2,047,000,000 yuan. The amount of accrued liabilities is 2,047,000,000 yuan. The amount of accrued liabilities is 2,047,000,000 yuan. The amount of accrued liabilities is 2,047,000,000 yuan.

The amount of accrued liabilities is 2,047,000,000 yuan. The amount of accrued liabilities is 2,047,000,000 yuan. The amount of accrued liabilities is 2,047,000,000 yuan. The amount of accrued liabilities is 2,047,000,000 yuan. The amount of accrued liabilities is 2,047,000,000 yuan.

### 2. Additional

The amount of accrued liabilities is 2,047,000,000 yuan. The amount of accrued liabilities is 2,047,000,000 yuan. The amount of accrued liabilities is 2,047,000,000 yuan. The amount of accrued liabilities is 2,047,000,000 yuan. The amount of accrued liabilities is 2,047,000,000 yuan.

(1) The amount of accrued liabilities is 2,047,000,000 yuan. The amount of accrued liabilities is 2,047,000,000 yuan. The amount of accrued liabilities is 2,047,000,000 yuan. The amount of accrued liabilities is 2,047,000,000 yuan. The amount of accrued liabilities is 2,047,000,000 yuan.

(2) The amount of accrued liabilities is 2,047,000,000 yuan. The amount of accrued liabilities is 2,047,000,000 yuan. The amount of accrued liabilities is 2,047,000,000 yuan. The amount of accrued liabilities is 2,047,000,000 yuan. The amount of accrued liabilities is 2,047,000,000 yuan.

(3) The amount of accrued liabilities is 2,047,000,000 yuan. The amount of accrued liabilities is 2,047,000,000 yuan. The amount of accrued liabilities is 2,047,000,000 yuan. The amount of accrued liabilities is 2,047,000,000 yuan. The amount of accrued liabilities is 2,047,000,000 yuan.

(4) The amount of accrued liabilities is 2,047,000,000 yuan. The amount of accrued liabilities is 2,047,000,000 yuan. The amount of accrued liabilities is 2,047,000,000 yuan. The amount of accrued liabilities is 2,047,000,000 yuan. The amount of accrued liabilities is 2,047,000,000 yuan.

(5) The amount of accrued liabilities is 2,047,000,000 yuan. The amount of accrued liabilities is 2,047,000,000 yuan. The amount of accrued liabilities is 2,047,000,000 yuan. The amount of accrued liabilities is 2,047,000,000 yuan. The amount of accrued liabilities is 2,047,000,000 yuan.



The management of Oriental Yuhong Company (hereinafter referred to as the "Company") is able to provide financial information. On the financial information provided in the 2023 annual financial report, the company's financial performance is as follows.

On the financial performance provided in the financial information, and the performance of the financial information.

In addition to the financial performance, the company's financial information, and the company's financial performance, the company's financial performance is as follows.

Based on the company's financial performance, if the company's financial performance is as follows, the company's financial performance is as follows.

The management of Oriental Yuhong Company is able to provide financial information in accordance with the Accounting Standards for Business Enterprises - Basic Accounting Elements and the Accounting Standards for Business Enterprises - Financial Instruments, and the company's financial performance is as follows.

When providing financial information, the management of Oriental Yuhong Company is able to provide financial information (if applicable), and the company's financial performance is as follows.

The management of Oriental Yuhong Company is able to provide financial information in accordance with the Accounting Standards for Business Enterprises - Basic Accounting Elements.

On the financial performance of the company, the company's financial performance is as follows, and the company's financial performance is as follows. Realizable assets are high-quality assets, and the company's financial performance is as follows. The company's financial performance is as follows. If the company's financial performance is as follows, the company's financial performance is as follows. The company's financial performance is as follows.

In the company's financial performance, the company's financial performance is as follows, and the company's financial performance is as follows.



(1) Ide if i g a d a e i g h e i k f a e i a l i a e e f f i a c i a l a e e d e f a d e , d e i g i g a d i l e e i g a d i c e d e d e a l i h h e e i k , a d b a i i g f f i c i e a d a i a e a d i e i d e c e a h e b a i f i d i g a d i i i . S i c e f a d a i l e c l l i , f g e , d e l i b e a e i i , i e e e a i e i d i g i e a l c l , h e i k f f a i l i g d e e c a e i a l i a e e d e f a d i h i g h e h a h e i k f f a i l i g d e e c a e i a l i a e e d e e .

(2) U d e a d i g h e i e a l c l e l a e d h e a d i i d e d e i g a i a e a d i c e d e .

(3) E a l a i g h e a i a e e f h e a c c i g l i c i e e d b h e a a g e e a d h e e a a b l e e f a c c i g e i a e a d e l a e d d i c l e .

(4) D a i g c c l i h e a i a e e f a a g e e ' e f g i g c c e a i . A h e a e i e , b a e d h e b a i e d a d i e i d e c e , c c l i c a b e d a h e h e h e e a e a j c e a i e i a e c i c a c e a b O i e a l Y h g C a a a g i g c c e . I f e c c l d e d h a h e e i i g i f i c a c e a i , h e a d i i g a d a d e i e i h e a d i e d a h e e a e i h e e l e a d i c l e i h e f i a c i a l a e e ; i f h e d i c l e i i f f i c i e , e h l d i d e a - a l i f i e d i i . O c c l i e e b a e d h e i f a i a a i l a b l e a f h e d a e f h e a d i e . H e e , f e e e c i c a c e a e l i h e i a b i l i f O i e a l Y h g C a i c i i g h e b i e .

(5) E a l a i g h e e a l l e e a i , c e a d c e f h e f i a c i a l a e e , a d e a l a i g h e h e h e f i a c i a l a e e e e f a i e f h e e l e a a a c i a d e e .

(6) O b a i i g f f i c i e a d a i a e a d i e i d e c e f h e f i a c i a l i f a i i h e e i e b i e a c i i e f O i e a l Y h g C a i d e i i h e f i a c i a l a e e . W e e e e i b l e f d i e c i g , e i i g a d e f i g g a d i , a d a e d f l l e e i b i l i f h e a d i i i .

We c i c a e d i h h e a a g e e h e l a e d a d i c e , i i g a d a j a d i f i d i g , i c l d i g h e a b l e i e a l c l d e f i c i e c i e h a e i d e i f i e d d i g h e a d i .

We a l i d e d a a e e h e g e a c e h a e h a e c l i e d i h h e f e i a l e h i c e i e e i e f h e i d e e d e c e , a d c i c a e d i h h e g e a c e a l l e l a i h i a d h e a e h a a b e e a a b l b e l i e d a f f e c i d e e d e c e , a e l l a e l a e d e e i e e a e ( i f a l i c a b l e ) .

F h e a e e c i c a e d i h h e g e a c e l a e , e d e e i e d h i c h a e e e h e i a h e a d i f h e f i a c i a l a e e f h e c e e i d , a d h c i e d



ke a di a e . We de c ibed he e a e i he a di e , le la a d eg la i  
hibi blic di cl e f he e a e , i a e ca e , if he ega i e c e e ce f  
c ica i g a a e i he a di e a e ea abl e ec ed eigh he blic i e e  
be efi , e de e i e he a e h ld be di c ed i he a di e .

G a Th	Chi a' Ce ified P blic
(Li i ed Liabili	Acc a
Pa e hi )	(E gage e a e )

Beiji g, Chi a	Chi a Ce ified P blic
	Acc a

April 18, 2024



Consolidated Net Financial Statement: RMB

Prepared by: Beijing Oriental Yuhong Wafer Technology Co., Ltd.

December 31, 2023

Unit: RMB

Item	December 31, 2023	January 1, 2023
Current Assets:		
Monetary Fund	9,119,500,669.37	10,539,216,758.55
Prepaid Selling Expenses		
Loan Receivable		
Trading Financial Assets	635,900,187.31	607,088,731.43
Derivative Financial Assets		
Notes Receivable	616,796,605.78	508,238,462.51
Accounts Receivable	9,568,035,962.61	10,878,566,767.30
Receivable Financing	1,784,663,766.70	1,591,548,416.80
Advances Paid	1,077,697,570.08	844,966,767.95
Prepaid Receivable		
Receivable Prepaid		
Contract Receivable		
Reefer Receivable		
Other Receivable	4,075,587,334.21	2,144,045,524.14
Of which: Interest Receivable		
Deferred		
Receivable		6,384,843.30



Big Back the Sale of Financial Assets		
Stock	2,510,642,499.99	1,574,778,289.08
Contract Assets	2,330,825,043.75	3,039,361,835.80
Assets Held for Sale		
Non-current Assets Due in One Year		
Other Current Assets	859,514,244.77	618,478,594.62
Total Current Assets	32,579,163,884.57	32,346,290,148.18
Non-current Assets:		
Leased Assets Disputed		
Debtor's Share		1,650,000,000.00
Other Debtor's Share		
Long-term Receivable		
Long-term Equity Investment	81,333,251.92	199,982,208.47
Other Equity Investment	255,881,060.28	285,181,767.02
Other Non-current Financial Assets	262,572,338.19	62,588,195.83
Investment in Real Estate		
Fixed Assets	10,452,504,002.75	8,563,291,329.36
Construction in Progress	1,369,715,204.57	2,049,330,481.21
Production Biological Assets		
Oil and Gas Assets		



Rights-fee Assets	200,044,186.47	169,202,828.43
Intangible Assets	2,268,297,121.66	2,191,235,059.64
Development Expenses		
Goodwill	344,571,374.96	150,279,890.81
Long-term Unpaid Expenses	39,198,056.69	72,932,831.46
Deferred Tax Assets	980,776,688.54	732,040,620.06
Other Non-current Assets	2,339,936,424.17	2,118,417,546.66
Total Non-current Assets	18,594,829,710.20	18,244,482,758.95
Total Assets	51,173,993,594.77	50,590,772,907.13
Current Liabilities:		
Short-term Borrowings	4,998,624,477.72	6,254,330,925.83
Bank Borrowings		
Loans from Other Banks		
Trading Financial Liabilities		
Derivatives Financial Liabilities		
Notes Payable	818,240,802.46	588,252,536.00
Accounts Payable	3,479,052,197.30	3,900,933,993.77
Advance Receipts		
Contract Liabilities	3,572,713,013.28	3,323,551,390.16
Financial Assets Sold for Repurchase		
Receipts from Disposal		



Debit of Other Bank		
Fund Received and Age of Stock Exchange		
Fund Received and Age of Stock Underwriting		
Employee Compensation Payable	139,795,646.25	122,873,318.12
Tax Payable	606,440,395.43	627,685,861.18
Other Payable	5,432,456,328.55	6,186,392,139.52
Of which: Interest Payable		
Dividend Payable	39,800.00	39,800.00
Handling Charge and Commission Payable		
Receivable Prepayment		
Liability Held for Sale		
Non-current Liability Due in One Year	297,410,773.72	578,359,075.32
Other Current Liability	392,518,847.25	379,020,870.56
Total Current Liability	19,737,252,481.96	21,961,400,110.46
Non-current Liability:		
Deferred Interest Income		
Long-term Borrowing	1,708,670,178.55	543,920,486.11
Bond Payable		



Of which: Prefe ed		
Share		
	Percentage	
Bad		
Lease Liabilities	177,044,897.51	150,551,421.42
Long-term Payable	52,560,000.00	54,020,000.00
Long-term Employee		
Contract Payable		
Estimated Liabilities	58,906,953.01	36,446,059.05
Deferred Income	689,812,262.93	610,423,884.71
Deferred Tax Liabilities	42,938,699.14	43,862,422.15
Other Non-current Liabilities		
Total		



Undistributed Profit	16,098,691,927.30	14,122,557,990.99
Total Other Available Assets	28,374,014,507.51	26,808,836,431.15
Minority Interest	332,793,614.16	381,312,092.08
Total Other Assets	28,706,808,121.67	27,190,148,523.23
Total Liabilities and Other Equity	51,173,993,594.77	50,590,772,907.13

Legal Representative: Li Weigang      Chief Accounting Officer: Xue Wei      Accounting Officer: Xue Wei

Unit: RMB

Item	December 31, 2023	January 1, 2023
Current Assets:		
Monetary Fund	4,786,210,394.27	4,805,056,462.13
Trading Financial Assets	635,900,187.31	607,088,731.43
Derivative Financial Assets		
Net Receivable	40,609,004.49	41,541,560.80
Accrued Receivable	2,236,497,043.33	3,092,903,601.87
Receivable Financing	104,063,028.77	145,455,406.93
Advance Payment	143,371,233.96	158,074,071.45
Other Receivable	13,278,403,865.39	11,336,618,020.32
Of which: Minority Interest Receivable	150,117,184.69	111,633,577.71
Deferred Receivable	1,100,000,000.00	1,806,384,843.30
Stock	26,401,245.21	35,663,183.12
Contract Assets		



Assets Held for Sale		
Non-current Assets at the End of Year		
Other Current Assets	177,175,713.81	101,075,209.76
Total Current Assets	21,428,631,716.54	20,323,476,247.81
Non-current Assets:		
Debt Instruments		1,650,000,000.00
Other Debt Instruments		
Long-term Receivables		
Long-term Equity Investments	6,097,436,312.78	5,314,401,905.02
Other Equity Investments	252,533,621.48	262,468,192.09
Other Non-current Financial Assets		
Intangible Real Estate		
Fixed Assets	849,031,931.33	934,778,718.95
Construction in Progress	165,426,195.72	92,529,005.60
Production Biological Assets		
Oil and Gas Assets		
Right-of-use Assets	68,436,944.54	70,196,060.78
Intangible Assets	74,863,533.23	81,869,069.88
Deferred Tax Assets		
Goodwill		
Long-term Unavailable Assets	6,175,029.14	1,493,656.49



Deferred Tax Assets	385,883,934.72	259,674,480.95
Other Non-current Assets	704,861,384.33	498,681,084.64
Total Non-current Assets	8,604,648,887.27	9,166,092,174.40
Total Assets	30,033,280,603.81	29,489,568,422.21
Current Liabilities:		
Short-term Borrowings	1,384,259,737.32	2,206,552,762.46
Trading Financial Liabilities		
Derivatives Financial Liabilities		
Notes Payable	604,929,724.07	631,670,819.51
Accounts Payable	247,258,960.08	859,127,430.42
Advances Received		
Contract Liabilities	458,846,440.10	724,161,364.78
Employee Compensation Payable	33,500,548.59	34,285,202.26
Tax Payable	25,223,916.93	28,253,583.27
Other Payable	11,841,410,308.91	9,567,085,596.59
Off-holdings Interests Payable		
Dividend Payable	39,800.00	39,800.00
Liabilities Held for Sale		
Non-current Liabilities Due in One Year	134,727,870.07	403,685,164.37
Other Current Liabilities	58,635,914.50	94,140,977.43
Total Current Liabilities	14,788,793,420.57	14,548,962,901.09



Non-current Liabilities:		
Long-term Borrowings	790,000,000.00	310,667,000.00
Deferred Tax Liabilities		
Of which: Deferred Tax Liabilities		
Preceding period		
Lease Liabilities	68,038,933.13	69,377,868.44
Long-term Payables	52,560,000.00	54,020,000.00
Long-term Employee Compensation Payables		
Deferred Income		
Deferred Tax Liabilities	12,716,446.38	21,061,922.03
Other Non-current Liabilities		
Total Non-current Liabilities	940,362,407.86	462,339,228.01
Total Liabilities	15,729,155,828.43	15,011,302,129.10
Owner's Equity:		
Share Capital	2,518,464,191.00	2,518,464,191.00
Other Equity Instruments		
Of which: Deferred Tax Liabilities		
Preceding period		
Capital Reserve	10,561,580,738.23	10,802,327,675.31
Minority Shareholder's Equity	1,242,192,156.53	1,121,608,787.15
Other Comprehensive Income	13,070,625.03	58,197,963.28





Net Assets		
Dividends Paid		
Equity		
Trade Debt	282,840,329.87	252,767,386.53
Equity	2,978,178,436.64	2,657,678,372.46
Administrative	1,539,428,589.42	1,794,863,621.04
R&D Expenses	605,651,087.44	556,315,937.11
Financial	128,562,022.57	245,230,820.30
Other Income	126,722,473.01	197,928,387.12
Income	52,252,700.91	71,272,385.61
Other Income	489,314,748.36	452,621,657.92
Income (Loss)	-45,403,279.75	-11,961,014.23
Other Income	3,101,561.19	6,433,503.63
Income		
Debt		
Change in Equity		



Net Expense Hedging Gain (Loss) ("")		
Income Change in Fair Value (Loss) ("")	-10,930,453.26	-4,868,566.98
Contingent Liability Loss (Loss) ("")	-75-	



2. Mi i I e e I c e	13,644,757.35	-2,468,159.98
VI. Ne fTa fO he C ehe i eI c e	-39,163,013.04	-1,763,696.37
Ne fTa fO he C ehe i eI c eA ib able heO e f hePa e C a	-39,203,442.57	-1,722,412.10
(i) O he C ehe i e I c e ha Ca be Recla ified i P fi a dL	-44,533,903.91	-4,816,276.30
1. Re ea e e fCha ge i Defi ed Be efi Pla		
2. O he C ehe i eI c e ha Ca beTa fe edi P fi a dL de heE i Me h d	-12,091.75	0.00
3. Cha ge i Fai Val e fO he E i I e I e e	-44,521,812.16	-4,816,276.30
4. Cha ge i Fai Val e fE e i e O C edi Ri k		
5. O he		
(ii) O he C ehe i e I c e Recla ified i P fi a d L	5,330,461.34	3,093,864.20
1. O he C ehe i eI c eTa fe able i P fi a dL de heE i Me h d		
2. Cha ge i Fai Val e fDeb I e e		



3. A f F i a c i a l A e R e c l a i f i e d i O h e C e h e i e I c e e		
4. C e d i I a i e R e e e f O h e D e b I e e e		
5. C a h F l H e d g i g R e e e		
6. T a l a i D i f f e e c e f F e i g C e c F i a c i a l S a e e	5,330,461.34	3,093,864.20
7. O h e N e f T a f O h e C e h e i e I c e A i b a b l e M i i S h a e h l d e	40,429.53	-41,284.27
VII. T a l C e h e i e I c e e	2,247,813,011.17	2,117,121,972.92
T a l C e h e i e I c e e A i b a b l e h e O e f h e P a e C a	2,234,127,824.29	2,119,631,417.17
T a l C e h e i e I c e e A i b a b l e M i i S h a e h l d e	13,685,186.88	-2,509,444.25
V. E a i g P e S h a e:		
(I) B a i c E a i g P e S h a e	0.91	0.85
(II) D i l e d E a i g P e S h a e	0.90	0.84

I c a e f a c b i a i f e e i e d e h e a e c l l i g a i h e c e e i d, h e  
e f i e a l i e d b h e c b i e d a b e f e h e c b i a i i: R M B, a d h e e f i  
e a l i e d b h e c b i e d a i h e e i e i d i: R M B.

Legal Representative: Li Weig      Chief Accounting Officer: X Wei      Accounting Officer: X Wei

Unit: RMB



Item	2023	2022
Operating Income	5,082,972,865.59	5,679,341,233.60
Main Operating Cost	4,445,239,085.48	4,878,886,253.41
Taxation	8,304,913.30	13,127,420.01
Selling Expense	443,118,810.40	468,646,602.52
Administrative	506,982,282.83	516,238,511.73
R&D Expense	143,350,702.11	112,487,106.56
Financial Expense	6,823,853.23	60,521,515.00
Of which:		
Interest Expense	72,323,628.57	110,942,483.94
Interest Income	77,403,039.44	91,548,821.45
Provision for Impairment	19,739,520.43	25,779,894.75
Income Tax Expense (Net of credit "—")	1,091,002,374.05	1,825,479,477.99
Of which:		
Income Tax Expense	-934,307.43	6,256,208.54
Deferred Income Tax Expense		
Income Tax Expense		
Deferred Income Tax Expense (Net of credit "—")		
Net Expense		
Hedging Gain (Net of credit "—")		
Income Tax Expense		
Change in >		



Credit Income (Loss)	-236,537,698.02	-134,730,398.27
Asset Income (Loss)	-54,371,369.66	-2,968,716.16
Asset Disposal Income (Loss)	-91,920.96	-621,628.33
II. Operating Profit (Loss)	347,979,528.46	1,337,560,180.72
Profit Before Tax	7,762,926.76	4,179,077.39
Minority Interest	9,142,000.96	371,272.56
III. Total Profit (Total Loss)	346,600,454.26	1,341,367,985.55
Minority Interest	-134,775,416.22	-167,418,053.79
IV. Net Profit (Net Loss)	481,375,870.48	1,508,786,039.34
(i) Net Profit Contribution Of Subsidiaries (Net Loss Of Subsidiaries)	481,375,870.48	1,508,786,039.34
(ii) Net Profit Attributable to Subsidiaries (Net Loss Attributable to Subsidiaries)		
V. Net Tax Expense	-45,127,338.25	-2,938,800.72
(i) Other Tax Expense Recognized in Profit and Loss	-45,127,338.25	-2,938,800.72
1. Reclassification of Defined Benefit Plan		





VII. Equity Payable	
(I) Basic Equity Payable	
(II) Diluted Equity Payable	

Unit: RMB

Item	2023	2022
I. Cash Flow from Operating Activities		
Cash Received from Sale of Goods and Rendering of Services	33,342,010,256.55	32,619,284,986.49
Net Increase in Client Deposits		
Net Increase in Deposits from Banks		
Net Increase in Deposits from Financial Institutions		
Cash Received from Original		



Net Cash Flows from Operating Activities		
Tax Refund Received	14,952,232.24	24,079,554.06
Change in Receivables	1,108,080,377.70	2,222,091,922.90
Change in Prepaid Expenses	34,465,042,866.49	34,865,456,463.45
Change in Payables	22,940,230,448.60	25,168,470,891.08
Net Increase in Liabilities		
Net Increase in Debt		
Change in Payable for Original Equity Claims		
Net Increase in Liabilities		
Change in Payable for Interest, Dividends, and Commissions		
Change in Payable for Licenses		
Change in Payable on Behalf of Employees	3,093,467,769.50	3,142,181,591.71
Tax Paid	2,538,826,886.33	2,770,693,112.26
Change in Payable for Operating Activities	3,789,320,122.45	3,130,098,104.44
Change in Cash and Cash Equivalents	32,361,845,226.88	34,211,443,699.49
Net Cash Flows from Operating Activities	2,103,197,639.61	654,012,763.96



II. Cash Flow Items		
Operating Activities:		
Cash Received from Disposal of Intangible Assets	701,357,441.00	1,169,312,543.63
Cash Received from Intangible Assets	25,343,407.94	15,234,623.54
Net Cash Received from Disposal of Intangible Assets, Available Intangible Assets, and Other Long-term Assets	52,027,023.75	49,865,780.25
Net Cash Received from Disposal of Subsidiaries and Other Businesses	14,727,113.41	
Cash Received from Other Intangible Activities	1,468,789,329.00	1,132,387,730.41
Subtotal of Cash Inflow from Intangible Activities	2,262,244,315.10	2,366,800,677.83
Cash Paid for Purchase of Intangible Assets, Available Intangible Assets, and Other Long-term Assets	1,884,467,195.47	4,222,678,234.05
Cash Paid for Intangible Assets	1,012,791,186.07	32,026,362.32
Net Increase in Pledge Loans		
Net Cash Paid for Intangible Assets, Subsidiaries and Other Businesses	182,856,786.27	83,741,994.98
Cash Paid for Related Intangible Activities	1,000,000,000.00	2,757,000,000.00
Subtotal of Cash Outflow from Intangible Activities	4,080,115,167.81	7,095,446,591.35
Net Cash Flow from Intangible Activities	-1,817,870,852.71	-4,728,645,913.52
III. Cash Flow from Financing Activities:		



Ca h Recei ed f Ca i al C ib i	49,368,000.00	6,988,000.66
Of hich: Ca h f Mi i Sha eh lde 'I e e i S b idia ie	49,368,000.00	0.00
Ca h Recei ed f B i g	7,179,879,121.09	8,873,367,935.98
Ca h Recei ed Rela i g O he Fi a ci gAc i i e	204,843,821.68	890,180,745.00
S b al fCa hI fl f Fi a ci gAc i i e	7,434,090,942.77	9,770,536,681.64
Ca h Paid f Re a e f Deb	7,548,955,876.76	8,961,075,338.40
Ca h Paid f Di ib i f Di ide d ,P fi , Ca h Pa e fI e e	385,256,310.10	862,568,616.79
Of hich: Di ide d a d P fi Paid Mi i Sha eh lde b S b idia ie	10,192,829.60	
Ca h Paid Rela i g O he Fi a ci gAc i i e	1,054,690,614.38	976,173,128.86
S b al fCa hO fl f Fi a ci gAc i i e	8,988,902,801.24	10,799,817,084.05
Ne Ca hFl f Fi a ci g Ac i i e	-1,554,811,858.47	-1,029,280,402.41
IV. Effec fE cha ge Ra e Cha ge Ca h a dCa hE i ale	5,793,993.48	-13,896,673.43
V. Ne I c ea e i Ca h a dCa h E i ale	-1,263,691,078.09	-5,117,810,225.40
Pl :O e i gBala ce f Ca h a dCa hE i ale	9,740,507,537.27	14,858,317,762.67
VI. Bala ce fCa h a dCa h	8,476,816,459.18	9,740,507,537.27



E i ale		
---------	--	--

U i : RMB

I e	2023	2022
I. Ca h Fl f O e a i g A c i i e		
Ca h Recei ed f Sale f G d Re de i g f Se ice	6,026,067,506.46	7,564,522,811.01
Ta Ref d Recei ed	14,952,232.24	12,482,783.00
Ca h Recei ed Rela i g O he O e a i g A c i i e	3,133,872,063.90	2,191,407,685.50
S b al f Ca h I fl f O e a i g A c i i e	9,174,891,802.60	9,768,413,279.51
Ca h Paid		



Net Cash Received from Disposal of Fixed Assets, Intangible Assets, and Other Long-term Assets	839,587.63	371,862.15
Net Cash Received from Disposal of Subsidiaries and Other Business Entities		
Cash Received from Interest Income	1,317,799,329.00	241,206,793.36
Subtotal of Cash Inflow from Interest Income	3,224,227,245.45	1,428,786,034.40
Cash Paid for Purchase of Fixed Assets, Intangible Assets, and Other Long-term Assets	212,993,217.42	551,189,185.01
Cash Paid for Acquisition Interest	1,188,101,717.37	985,192,890.61
Net Cash Paid for Acquisition of Subsidiaries and Other Business Entities	0.00	0.00
Cash Paid for Relating Interest Income	900,000,000.00	1,887,000,000.00
Subtotal of Cash Outflow from Interest Income	2,301,094,934.79	3,423,382,075.62
Net Cash Flow from Acquisition Interest	923,132,310.66	-1,994,596,041.22
III. Cash Flow from Acquisition Interest:		
Cash Received from Capital Contribution	0.00	6,988,000.66
Cash Received from Borrowing	2,301,659,737.32	4,572,219,762.46
Cash Received from Relating Other Financial Acquisition Interest	0.00	890,000,000.00



S b al fCa hI fl f Fi a ci gAc i i e	2,301,659,737.32	5,469,207,763.12
Ca hPaid f Re a e f Deb	2,915,219,762.46	4,606,616,530.41
Ca hPaid f Di ib i f Di ide d ,P fi , Ca hPa e fI e e	320,688,856.88	861,644,883.32
Ca hPaid Rela i g O he Fi a ci gAc i i e	959,533,347.77	900,326,061.33
S b al fCa hO fl f Fi a ci gAc i i e	4,195,441,967.11	6,368,587,475.06
Ne Ca hFl f Fi a ci g Ac i i e	-1,893,782,229.79	-899,379,711.94
IV. Effec fE cha ge Ra e Cha ge Ca h a dCa hE i ale		
V. Ne I c ea e i Ca h a dCa h E i ale	15,394,716.62	-5,332,411,173.10
Pl :O e i gBala ce f Ca h a dCa hE i ale	4,582,534,911.42	9,914,946,084.52
VI. Bala ce fCa h a dCa h E i ale	4,597,929,628.04	4,582,534,911.42

C e A

U i : RMB

I e	2023												Mi i I e	T al O e '
	O e E i A ib able he Pa e C a													
	Sha e	O he E i I e	Ca i al	Mi :	O he	A ia	S l	Ge e al	U di ib	O he	S b al			



	Capital	Preferred Shares	Special Dividend	Other	Reserve	Treasury Shares	Change in Share Capital	Reserve	Reserve	Risk Reserve	Deferred Profit			Total	Total	
I. Classified Balance Sheet Period	2,518,464,191.00				10,721,493,283.54	1,121,608,787.15	24,057,640.43	543,872,112.34			14,122,557,990.99		26,808,836,431.15	381,312,092.08	27,190,148,523.23	
Plus: Change in Accounting Policy																
Decrease of Profit																



he															
II. Opening Balance of Cash and Cash Equivalents	2,518,464,191.00			10,721,493,283.54	1,121,608,787.15	24,057,640.43		543,872,112.34		14,122,557,990.99		26,808,836,431.15	381,312,092.08	27,190,148,523.23	
III. Change in the Income Statement Decrease of Cash and Cash Equivalents (Decrease Preceded in "-")				-299,306.635.05	120,583,369.38	-39,203,442.57		48,137,587.05		1,976,133,936.31		1,565,178,076.36	-48,518,477.92	1,516,659,598.44	





2.

Ca i

al

I e

ed

b

O he

0.00

0.00

I 00

e

h

H ld

e

A

e



(III) Profit Distribution									48,137,587.05		-297,197.33		-249,059.74		-10,192,829.60		-259,252,573.10
1. Withdrawal Share Return									48,137,587.05		-48,137.58		0.00				0.00
2. Withdrawal General Reserve																	
3. Distribution of Other (Share Holder)											-249,059.74		-249,059.74		-10,192,829.60		-259,252,573.10



4. Other															
(IV) Balance Sheet															
1. Capital Reserve in Capital (Ei)															





4. Change in Defined Benefit Plan Carried Forward Revised Earnings															
5. Other Changes in Employee Liabilities Carried Forward Revised Earnings															
6. Other															



(V) A ia i e Re e e															
1. A  Wi h d a f he C e Pe i d															
2. A  U ed f he C e Pe i d															
(VI) O he															



IV. Classified Balance Sheet														
	2,518			10,42	1,242	-			16,09	28,37			28,70	
	,464,			2,186	,192,	15,14		592,0	8,691	4,014,	332,7		6,808	
	191.0			,648.	156.5	5,802		09,69	,927.	507.5	93,61		,121.	
	0			49	3	.14		9.39	30	1	4.16		67	

Assets

Unit: RMB

		2022										
		Other Intangible Assets					Patent					
Item	Other Intangible Assets	Other Intangible Assets	Other Intangible Assets	Other Intangible Assets	Other Intangible Assets	Patent	Patent	Patent	Patent	Patent	Patent	Total
Share Capital		Share Capital	Share Capital	Share Capital	Share Capital	Patent	Patent	Patent	Patent	Patent	Patent	



Pl : Cha ge i Acc i g P lic ie															
C ec i f P i Pe i d E															
he															
II. O e i g Bala ce f C e Pe i d	2,52 1,20 4,70 3.00			10,7 94,5 48,9 98.5 3	344, 130, 962. 30	25,7 80,0 52.5 3		392, 993, 508. 41		12,9 04,5 96,3 54.9 5		26,29 4,992 ,655. 12	389, 289, 372. 44		26,6 84,2 82,0 27.5 6



III. Change in the Income Statement December of the Current Period (December Period in ")														
	-			-	777,	-	150,	1,21				-	505,	
	2,74			73,0	477,	1,72	878,	7,96			513,8	7,97	866,	
	0,51			55,7	824.	2,41	603.	1,63			43,77	7,28	495.	
	2.00			14.9	85	2.10	93	6.04			6.03	0.36	67	
				9										
(i) Total Change in Income						-		2,12			2,119	-	2,117	
						1,72		1,35			,631,	2,50	,121,	
						2,41		3,82			417.1	9,44	972.	
						2.10		9.27			7	4.25	92	



(ii) Ca i al I e ed ad Red ced b he O e	- 2,74 0,51 2.00				- 73,0 55,7 14.9 9	777, 477, 824. 85							- 853,2 74,05 1.84	- 5,46 7,83 6.11	- 858, 741, 887. 95
1. C  Sha e I e ed b he O e	144, 413. 00				6,84 3,73 2.07								6,988 ,145. 07		6,98 8,14 5.07
2. Ca i al I e ed b O he  I e  H ld e															





1. With d a al f S l Re e e										150, 878, 603. 93	- 150, 878, 603. 93			
2. Wi h d a al f Ge e al Ri k Re e e														
3. Di ib i  he O e ( he Sha eh l de )											- 752, 513, 589. 30	- 752,5 13,58 9.30		- 752, 513, 589. 30
4. O he														



(IV) Balance Sheet Other Equity														
1. Capital Reserve Equity Capital (Equity)														
2. Capital Surplus Reserve Equity Capital (Equity)														



3. Le Mad e Wi h S l  Re e e														
4. Cha ge i Defi ed Be e fi Pla Ca i ed F ad  Re ai ed Ea i g														



5. Other Cash Income Capital Expenditure Financial Revenues Earnings														
6. Other														
(V) Assets Liabilities Revenues														
1. Assets With Deferred Income Tax														



d															
2. A  Used for the C e Pe i d															
(VI) O h e															
IV. Cl i g Bala nce of C e Pe i d	2,51 8,46 4,19 1.00				10,7 21,4 93,2 83.5 4	1,12 1,60 8,78 7.15	24,0 57,6 40.4 3		543, 872, 112. 34		14,1 22,5 57,9 90.9 9		26,80 8,836 ,431. 15	381, 312, 092. 08	27,1 90,1 48,5 23.2 3

C e A

Unit: RMB



Item	2023										
	Share Capital	Preferred Share	Percentage	Other	Share Capital	Other Equity	Capital Reserve	Minority Share	Other	Additional Paid-up Capital	
I. Total	2,518,464,191.00				10,802,327.60	1,121,608.78	58,197,963.20		543,872,112.00	1,677,013.13	14,478,266.20
Change in Accounting					75.31	7.15	8		34	8.33	93.11



II. Operating Balance Sheet Change Pei d	2,518, 464,19 1.00				10,802 ,327,6 75.31	1,121, 608,78 7.15	58,197 ,963.2 8		543,87 2,112. 34	1,677, 013,13 8.33		14,478 ,266,2 93.11
III. Change in Income Decrease Sheet Change Pei d (Decrease Prepared "-")					- 240,74 6,937. 08	120,58 3,369. 38	- 45,127 ,338.2 5		48,137 ,587.0 5	184,17 8,539. 93		- 174,14 1,517. 73
(i) Total Change in Income							- 45,127 ,338.2 5			481,37 5,870. 48		436,24 8,532. 23



(ii) Capital Idle Redeemable Preference Shares						- 240,746,937.08	120,583,369.38						- 361,330,306.46
1. Common Shares													
2. Capital Idle Preference Shares Held													



3. A f Share- based Pay- ment Record ed in the Other ' E-i						- 240,74 6,937. 08	- 1,885, 539.40					- 238,86 1,397. 68
4. Other						122,46 8,908. 78						- 122,46 8,908. 78
(iii) Profit Distribution									48,137 ,587.0 5	- 297,19 7,330. 55		- 249,05 9,743. 50
1. Withd- rawal of Share Rece- ive									48,137 ,587.0 5	- 48,137 ,587.0 5		
2. Distribu- tion Other ( Share)										- 249,05 9,743. 50		- 249,05 9,743. 50



Index												
3. Other												
(i) Balance of Other Earnings												
1. Capital Reserve of Earnings												



2. Confidential Shareholders Meeting Records (Electronic)												
3. Lessons Learned from Shareholders Meeting Records												
4. Changes in Defined Benefit Plan Contributions Paid Realized Earnings												



5. O he C e he i e I c e Ca ie d F a d Re ai ed Ea i g												
6. O he												
( ) A ia i e Re e e												
1. A  Wi hd a f he C e  Pe i d												



2. A  Used for Capital  Period										
(i) Other										
IV. Capital Balance at the end of the Period	2,518, 464,19 1.00				10,561 ,580,7 38.23	1,242, 192,15 6.53	13,070 ,625.0 3	592,00 9,699. 39	1,861, 191,67 8.26	14,304 ,124,7 75.38

177

18

1



I.

Cl i

g

Bala c 2,521□

e f

P e i

P e i d



III. Change in Income Decrease of the Company	- 2,740.5 12.00				30,846, 250.76	777,47 7,824.8 5	- 2,938,8 00.72		150,87 8,603.9 3	605,39 3,846.1 1		3,961,5 63.23
Provided (Decrease of the Company "-")												
(i) Total Change in Income							- 2,938,8 00.72			1,508,7 86,039. 34		1,505,8 47,238. 62
(ii) Capital Increase of the Company	- 2,740.5 12.00				30,846, 250.76	777,47 7,824.8 5	0.00					- 749,372 ,086.09



1. Shareholders' Equity													
Shareholders' Equity	144,413.00				6,843,732.07								6,988,145.07
2. Capital Reserve													0.00
3. Accumulated Depreciation													135,972,275.35
4. Other	-2,884,925.00				24,002,518.69	913,450,100.20							-892,332,506.51





<p>1.        Capital        Reserve        (Ei)</p>												
<p>2.        Capital        Reserve        (Ei)</p>												
<p>3.        Made        With        Reserve</p>												



4. Change in Deferred Benefit Plan Contribu- tion Funded Retiree Benefit												
5. Other Contribu- tion Benefit Funded Retiree Benefit												
6. Other												
( ) Share- based Payment												



e												
1. A  Withdrawing Cash Paid												
2. A  Used Cash Paid												
(i) Other												
IV. Closing Balance Cash Paid	2,518,464,191.00				10,802,327,675.31	1,121,608,787.15	58,197,963.28		543,872,112.34	1,677,013,138.33		14,478,266,293.11

BB



i a j i ck li i ed c a ha blicl i e A- ha e d e icall a d i li ed he She he S ck E cha ge. The C a a f e l k a Beiji g O ie al Y h g Wa e f Tech l g C ., L d., e abli hed Ma ch 30, 1998, i h a egi e ed ca i al f RMB3 illi , a d f ded a d e abli hed b a al e f Li Weig , Li Xi gg a d Che Di g g. O A g 31, 2000, i a h ll cha ged i a j i ck li i ed c a .

Wi h he a al f Chi a Sec i ie Reg la C i i (ZJXK [2008] N . 927), he c a i ed c ha e f 13.2 illi RMB Se e be 1, 2008. Wi h he a al f he She he S ck E cha ge N ice he Li i g f RMB C S ck f Beiji g O ie al Y h g Wa e f Tech l g C ., L d. (She he g Sha g [2008] N . 131), he c a a li ed he She he S ck E cha ge Se e be 10, 2008, i e he c ck , i h he ck abbe ia i Ea e Y h g a d he ck c de 002271 .

A fe all e i e i i ce i e , c e i i ha e ca i al a di a ce f e ha e , a f Dece be 31, 2022, he C a ha i ed a al f 2,518,644,191.

Acc di g he e l i f he F ee ha d T e i e h Mee i g f he Eigh h Se i f he B a d f Di ec f he C a , he C a ill e i f d e cha e a f he di a ha e (A ha e ) i ed d e icall b he C a b a f ce ali ed c e i e adi g. The e cha ed ha e ill be ed ca cel a d ed ce he egi e ed ca i al f he C a . A f Dece be 31, 2023, he al be f ha e e cha ed b he C a d i g he c e e i d a 6,029,400 ha e .

Regi e ed add e f he C a : N . A2, Shali g Sec i , Sh i g R ad, Sh i Di ic , Beiji g. Add e f he Head a e : N .19, Kech a g 9 h S ee , Yi h a g Ec ic a d Tech l gical De el e Z e, Beiji g.

The c a e abli hed a c a e g e a ce c e f ha eh lde ee i g, b a d f di ec , a d b a d f e i . U de he b a d f di ec a e a egic c i ee , i a i c i ee , a di c i ee , a d e e a i a da ai al c i ee . Mea hile, he C a ha e a i f ci al de a e i cl di g A di a d S e i i Ce e , I e e a d Ac i i i De a e , Sec i ie De a e , Fi a cial Ma age e Ce e , H a Re ce Ce e , Ri k C l Ce e , Digi al Ce e , B a d Ma age e Ce e , Ad i i a i e Se ice De a e , Tech l g Ce e , Chief E gi ee Office, E gi ee i g Re ce Ce e a d Y h g Sch l.

The b i e a e a d ai b i e c e f he C a a d i b idia ie (he ei a fe efe ed a he G ) a e a fac i g a e f a e ial , a i- c i a e ial , he al i lai a e ial , a d c lee c c i e i e ; ech ical de el e , ale a d





The Group's accounting year ends on December 31.

The Group's fiscal year ends on December 31.

The Company's reporting currency is the Renminbi (RMB). The Company's financial statements are presented in RMB. The Company's financial statements are prepared in accordance with the accounting standards for financial statements issued by the Ministry of Finance of the PRC. The Company's financial statements are prepared in accordance with the accounting standards for financial statements issued by the Ministry of Finance of the PRC.

Assets and Liabilities

Item	Significance
Significant intangible assets	The amount of intangible assets is less than 10% of the total assets. The amount of intangible assets is less than RMB 50,000,000.
Significant contingencies	The amount of contingencies is less than RMB 100,000,000 and the amount of contingencies is less than RMB 50,000,000.
Significant related party transactions	All related party transactions are accounted for at less than 5% of the total assets.
Significant investments	The amount of investments is less than RMB 200,000,000.

6.

(1) The Company's financial statements are prepared in accordance with the accounting standards for financial statements issued by the Ministry of Finance of the PRC. The Company's financial statements are prepared in accordance with the accounting standards for financial statements issued by the Ministry of Finance of the PRC. The Company's financial statements are prepared in accordance with the accounting standards for financial statements issued by the Ministry of Finance of the PRC. The Company's financial statements are prepared in accordance with the accounting standards for financial statements issued by the Ministry of Finance of the PRC.



Real estate business development level highly influenced  
 The overall liability structure has changed significantly, the proportion of long-term debt has increased, and the proportion of short-term debt has decreased. The proportion of long-term debt has increased from 44.8% to 51.2%, and the proportion of short-term debt has decreased from 55.2% to 48.8%. The increase in long-term debt is mainly due to the issuance of long-term debt financing instruments, and the decrease in short-term debt is mainly due to the repayment of short-term debt.

(2) Business operation level  
 From business operation level, the company's operating assets have increased significantly, and the operating liabilities have also increased significantly. The operating assets have increased from 1.2 billion yuan to 1.5 billion yuan, and the operating liabilities have increased from 0.8 billion yuan to 1.0 billion yuan.


When the company's operating assets exceed the operating liabilities, it indicates that the company's operating assets are sufficient to cover its operating liabilities, and the company's operating assets are in a healthy state.

Real estate business development level highly influenced  
 The company's operating assets have increased significantly, and the operating liabilities have also increased significantly. The operating assets have increased from 1.2 billion yuan to 1.5 billion yuan, and the operating liabilities have increased from 0.8 billion yuan to 1.0 billion yuan. The increase in operating assets is mainly due to the increase in pre-sales revenue, and the increase in operating liabilities is mainly due to the increase in pre-sales revenue.



(3)

ad i ai e e e ic edf he b i e r a i hall be i cl ded i he c e  
fi a dl e he he a e i l ded e d



... , a decline in cash flow ...  
The ... bid ... will be ...  
... balance ... ; he ...  
... bid ... will be ...  
... The ... will be ...  
... . When ...  
... bid ... will be ...  
... , he ...

The difference between the ...  
... bid ...  
... added ...  
... bid ...  
... bid ...  
... bid ...  
... bid ...  
... bid ...

If the ... bid ...  
... , he ...  
... bid ...  
... bid ...  
... bid ...  
... bid ...  
... bid ...

On the ...  
... bid ...  
... bid ...  
... bid ...

If the ...  
... bid ...



financially, the Company will evaluate the liability recognition package as follows:

- ① The liability recognized in the liability recognition package is as follows:  
The liability recognition package includes the following items:
- ② The recognition of the liability recognition package is as follows:
- ③ The recognition of the liability recognition package is as follows:

When the liability recognition package is recognized, the Company will evaluate the liability recognition package as follows: The difference between each liability recognition package and the liability recognition package is as follows:

- ① If the liability recognition package is recognized, the liability recognition package is as follows:  
When the liability recognition package is recognized, the liability recognition package is as follows:
- ② If the liability recognition package is recognized, the liability recognition package is as follows:  
(The liability recognition package is as follows):

The Company will evaluate the liability recognition package as follows: The Company will evaluate the liability recognition package as follows:

(1) Liability recognition

The liability recognition package is as follows: The liability recognition package is as follows:

The Company will evaluate the liability recognition package as follows: The Company will evaluate the liability recognition package as follows:

- A. Recognition of the liability recognition package is as follows:
- B. Recognition of the liability recognition package is as follows:
- C. Recognition of the liability recognition package is as follows:
- D. Recognition of the liability recognition package is as follows:



E. C f i h e e e e i c e d e a a e l , a d c f i h e e e e i c e d b j i e a i  
a c c d i g h e i h a e .

(2) J i e e

A j i e e e f e a j i a a g e e i h i c h h e C a l h a i g h h e e a e  
f h e a a g e e .

The C a a c c f i e e i j i e e i a c c d a c e i h h e i i f h e  
e i e h d f l g - e e i i e e .

C a h c i e c a h h a d , d e i h a c a b e e a d i l d a d e a d . C a h e i a l e e f e  
h - e a d h i g h l i i d i e e h a a e e a d i l c e i b l e k a f c a h  
a d h i c h a e b j e c a i i g i f i c a i k f c h a g e i a l e .

(1) F e i g c e c a a c i

F e i g c e c a a c i a e a l a e d i e c d i g c e c i g h e e c h a g e a e  
e a i l i g a h e d a e f h e a a c i .

O h e b a l a c e h e e d a e , e a i e d e i a e d i f e i g c e c i e a e a l a e d i  
e c d i g c e c i g h e e c h a g e a e h e b a l a c e h e e d a e . E c h a g e d i f f e e c e  
a i i g f h e e a l a i a e e c g i e d i f i l f h e c e e i d . N - e a  
i e d e i a e d i f e i g c e c i e h a a e e a e d a h i i c a l c a e a l a e d a h e  
b a l a c e h e e d a e i g h e e c h a g e a e a h e d a e f h e a a c i . F - e a  
i e i f e i g c e c i e e a e d a f a i a l e , h e a e a l a e d i g h e e c h a g e a e  
h e d a e h e h e f a i a l e i d e e i e d . T h e d i f f e e c e b e e h e a l a e d a c c i g  
c e c a a d h e i g i a l a c c i g c e c a i i c l d e d i h e c e f i a d  
l h e c e h e i e i c e .

(2) T a l a i f f i a c i a e e i f e i g c e c

O h e b a l a c e h e e d a e , h e a l a i g h e f e i g c e c f i a c i a e e f e e a  
b i d i a i e , h e a e a d l i a b i l i e i h e b a l a c e h e e h a l l b e a l a e d i g h e e c h a g e  
a e h e b a l a c e h e e d a e . O e ' e i i e e c e f " d i i b e d f i " , h a l l b e  
a l a e d i g h e e c h a g e a e h e d a e f c c e c e .

T h e i c e a d e e e i e i h e i c e a e e a e a l a e d a h e e c h a g e a e  
h e a a c i d a e .

A l l i e i h e c a h f l a e e a e c e e d a h e e c h a g e a e h e d a e f h e c a h  
f l . T h e i a c f e c h a g e a e c h a g e c a h i e a e d a a a d j e i e , a d h e i e



"Eff"

The e ce i g f a l f cial a e e lec e he " he c i e e" i e he eh lde i i e f he e hee who d i g l a e ea e ai a dl i g l, he a lal d i f e ce f he i e i c e c a e e elaed he e ea e ai e e ed de he ha eh lde' e i i e i he bala ce hee hall be a fe ed he c e fi a dl f he di al f he e ea e ai i f ll i i he di al f he e ea e ai .

Fi a cial i e efe c ac ha f e a ' fi a cial a e a d he a ie' fi a cial liabili e e i i e .

(1) Rec g i i a d de- ec g i i f fi a cial i e

A fi a cial a e fi a cial liabili i ec g i ed he he C a bec e a a he c ac al i i f he fi a cial i e .

If a fi a cial a e ee e f he f ll i g c di i , i hall be de- ec g i ed:

Te i ai f he c ac al igh ecei e he ca h fl f he fi a cial a e ;

The fi a cial a e ha bee a fe ed a d ee he f ll i g c di i f de- ec g i i f he a fe f fi a cial a eg .

The C a de- ec g i e a fi a cial liabili a fi he he del i g e e blig a i a fi i d i e d . ( @ a c e l l e d . I f he C a ( d e b ) a d he c e d i i g a a g e e e e l a c e he e i i g fi a cial liabili e b a i g e fi a cial liabili e , a d he c ac e f he e fi a cial liabili e a d he e i i g fi a cial liabili e a e b a i a l l d i f f e e , he e i i g fi a cial liabili e hall be de- ec g i ed a d he e f i a l c i a l liabili e hall be c f i e d a he a e i e .

Fi a cial a e d i a l l be a d e d i a c e i a l a e , e c g i e d a d de- ec g i e d a c c d i g he a a c i d l e



The Company's classification of financial assets has been fully disclosed and has been designed as a financial asset held for trading, a financial asset held for sale or a derivative:

- The balance of the Company's available-for-sale financial assets is recorded as cash flows;
- The carrying amount of the financial assets is the carrying amount of the specific date of the initial measurement of the financial assets held for trading or held for sale. After the initial recognition, the available-for-sale financial assets are measured at fair value. The gain or loss of the available-for-sale financial assets is recorded in other comprehensive income. The gain or loss of the available-for-sale financial assets is recorded in other comprehensive income when the available-for-sale financial assets are derecognized, and the gain or loss is recorded in profit or loss when the available-for-sale financial assets are derecognized.

The Company's classification of financial assets has been fully disclosed and has been designed as a financial asset held for trading, a financial asset held for sale or a derivative held for trading.

- The Company's balance of the available-for-sale financial assets is recorded as cash flows and the carrying amount of the available-for-sale financial assets;
- The carrying amount of the financial assets is the carrying amount of the specific date of the initial measurement of the financial assets held for trading or held for sale. After the initial recognition, the available-for-sale financial assets are measured at fair value. The gain or loss of the available-for-sale financial assets is recorded in other comprehensive income. The gain or loss of the available-for-sale financial assets is recorded in other comprehensive income when the available-for-sale financial assets are derecognized, and the gain or loss is recorded in profit or loss when the available-for-sale financial assets are derecognized.

Except for the available-for-sale financial assets held for trading, the Company's classification of financial assets is as follows: the available-for-sale financial assets are classified as available-for-sale financial assets held for trading. After the initial recognition, the available-for-sale financial assets are measured at fair value. The gain or loss of the available-for-sale financial assets is recorded in other comprehensive income. The gain or loss of the available-for-sale financial assets is recorded in other comprehensive income when the available-for-sale financial assets are derecognized, and the gain or loss is recorded in profit or loss when the available-for-sale financial assets are derecognized.



being established as a subsidiary.

As a result, the company has established a subsidiary, which is a wholly owned subsidiary of the company, and the company has established a subsidiary (the subsidiary) as a result of the company's acquisition of the subsidiary, which is a wholly owned subsidiary of the company.

The balance of the subsidiary's equity is held by the company. The balance of the subsidiary's equity is held by the company. The subsidiary's equity is held by the company. The subsidiary's equity is held by the company. The subsidiary's equity is held by the company. The subsidiary's equity is held by the company.

The company's equity is held by the company. The company's equity is held by the company. The company's equity is held by the company. The company's equity is held by the company. The company's equity is held by the company. The company's equity is held by the company. The company's equity is held by the company. The company's equity is held by the company. The company's equity is held by the company. The company's equity is held by the company.

On the other hand, the company's equity is held by the company. The company's equity is held by the company. The company's equity is held by the company. The company's equity is held by the company. The company's equity is held by the company. The company's equity is held by the company. The company's equity is held by the company. The company's equity is held by the company. The company's equity is held by the company. The company's equity is held by the company.

The company's equity is held by the company. The company's equity is held by the company. The company's equity is held by the company. The company's equity is held by the company. The company's equity is held by the company. The company's equity is held by the company. The company's equity is held by the company. The company's equity is held by the company. The company's equity is held by the company. The company's equity is held by the company.

(3) Classification of financial liabilities

The company's financial liabilities are classified as follows: financial liabilities are established as a result of the company's acquisition of the subsidiary, which is a wholly owned subsidiary of the company. Financial liabilities are established as a result of the company's acquisition of the subsidiary, which is a wholly owned subsidiary of the company.



... financial, the company's assets are classified as non-current assets.

Financial liabilities are those that are not due within one year from the reporting date. Financial liabilities due within one year from the reporting date are classified as current liabilities. Financial liabilities due within one year from the reporting date are classified as current liabilities. Financial liabilities due within one year from the reporting date are classified as current liabilities.

Other financial liabilities are those that are not due within one year from the reporting date. Other financial liabilities due within one year from the reporting date are classified as current liabilities. Other financial liabilities due within one year from the reporting date are classified as current liabilities.

### Financial guarantees

Financial guarantees are those that are not due within one year from the reporting date. Financial guarantees due within one year from the reporting date are classified as current liabilities. Financial guarantees due within one year from the reporting date are classified as current liabilities.

### Financial liabilities are effective liabilities that are:

... contractual obligations that are due within one year from the reporting date.

... contractual obligations that are due within one year from the reporting date. ... contractual obligations that are due within one year from the reporting date.

... contractual obligations that are due within one year from the reporting date. ... contractual obligations that are due within one year from the reporting date.

... contractual obligations that are due within one year from the reporting date. ... contractual obligations that are due within one year from the reporting date.

... contractual obligations that are due within one year from the reporting date. ... contractual obligations that are due within one year from the reporting date.

... contractual obligations that are due within one year from the reporting date. ... contractual obligations that are due within one year from the reporting date.

contractual obligations, the contractual obligations are defined as financial liabilities.

If a financial instrument contains embedded derivatives that are not closely related to the host contract, the embedded derivatives are separated from the host contract and accounted for as financial liabilities. If a financial instrument contains embedded derivatives that are closely related to the host contract, the embedded derivatives are not separated from the host contract and are accounted for as financial liabilities. If a financial instrument contains embedded derivatives that are not closely related to the host contract, the embedded derivatives are separated from the host contract and are accounted for as financial liabilities. If a financial instrument contains embedded derivatives that are closely related to the host contract, the embedded derivatives are not separated from the host contract and are accounted for as financial liabilities.

#### (4) Derivatives embedded in debt

Initially, the fair value of the derivative is determined. At the end of each reporting period, the derivative is measured at fair value. Any changes in the fair value of the derivative are recognized in profit or loss. If the derivative is a financial liability, the changes in fair value are recognized in profit or loss. If the derivative is an asset, the changes in fair value are recognized in profit or loss.

For derivatives that are embedded in debt, if the host contract is a financial liability, the derivatives are measured at fair value. If the host contract is an asset, the derivatives are measured at fair value. If the host contract is a financial liability, the derivatives are measured at fair value. If the host contract is an asset, the derivatives are measured at fair value. If the host contract is a financial liability, the derivatives are measured at fair value. If the host contract is an asset, the derivatives are measured at fair value. If the host contract is a financial liability, the derivatives are measured at fair value. If the host contract is an asset, the derivatives are measured at fair value.

#### (5) Financial instruments

See Note III.12 for the classification of financial instruments as financial liabilities.

#### (6) Financial assets

Based on the credit risk, the Company classifies financial assets as follows:

- Financial assets measured at amortized cost;
- Receivable trade debt that has a low credit risk and is measured at fair value less impairment;
- Contract assets defined as...



- Leasing;
- Financial guarantees (including the issuance of bank letters of credit, the issuance of financial guarantees, the issuance of bank letters of credit, etc.).

The Company's main business is the production and sale of water treatment equipment. The Company's main products are various types of water treatment equipment, including ultrafiltration membranes, reverse osmosis membranes, and various types of water treatment tanks. The Company's products are widely used in various industries, including drinking water treatment, industrial water treatment, and wastewater treatment. The Company's products are of high quality and have a long service life. The Company's products are sold in various countries and regions, including China, the United States, and Europe. The Company's products are highly praised by customers for their high quality and reliable performance. The Company's products are also widely used in various industries, including drinking water treatment, industrial water treatment, and wastewater treatment. The Company's products are of high quality and have a long service life. The Company's products are sold in various countries and regions, including China, the United States, and Europe. The Company's products are highly praised by customers for their high quality and reliable performance.

The Company's main business is the production and sale of water treatment equipment. The Company's main products are various types of water treatment equipment, including ultrafiltration membranes, reverse osmosis membranes, and various types of water treatment tanks. The Company's products are widely used in various industries, including drinking water treatment, industrial water treatment, and wastewater treatment. The Company's products are of high quality and have a long service life. The Company's products are sold in various countries and regions, including China, the United States, and Europe. The Company's products are highly praised by customers for their high quality and reliable performance. The Company's products are also widely used in various industries, including drinking water treatment, industrial water treatment, and wastewater treatment. The Company's products are of high quality and have a long service life. The Company's products are sold in various countries and regions, including China, the United States, and Europe. The Company's products are highly praised by customers for their high quality and reliable performance.

The Company's main business is the production and sale of water treatment equipment. The Company's main products are various types of water treatment equipment, including ultrafiltration membranes, reverse osmosis membranes, and various types of water treatment tanks. The Company's products are widely used in various industries, including drinking water treatment, industrial water treatment, and wastewater treatment. The Company's products are of high quality and have a long service life. The Company's products are sold in various countries and regions, including China, the United States, and Europe. The Company's products are highly praised by customers for their high quality and reliable performance. The Company's products are also widely used in various industries, including drinking water treatment, industrial water treatment, and wastewater treatment. The Company's products are of high quality and have a long service life. The Company's products are sold in various countries and regions, including China, the United States, and Europe. The Company's products are highly praised by customers for their high quality and reliable performance.





de e i i g he f li i a f ll :

- O he ecei able f li 1: de i ecei able a d ec i de i
- O he ecei able f li 2: Recei able f ela ed a ie i hi he c e f c lida i
- O he ecei able f li 3: O he ecei able

F he ecei able di ided i f li , he C a calc la e he e ec ed c edi l e ba ed he e e f defa l i k a d he e ec ed c edi l a e e he e 12 h he e i e life i e. F he ecei able g ed b agi g, he agi g i calc la ed f he da e f ec g i i .

F deb i e e a d he deb i e e , acc di g he a e f he i e e , a i e f c e a ie a d i k e e , he C a calc la e he e ec ed c edi l e ba ed he e e f defa l i k a d he e ec ed c edi l a e e he e 12 h he e i e life i e.

The C a c a e he defa l i k f fi a cial i e he bala ce hee da e a d he defa l i k he i i al ec g i i da e de e i e he ela i e cha ge i he defa l i k f he fi a cial i e d i g he e ec ed life i e, he ef e a e he he he c edi i k f he fi a cial i e ha e i c ea ed ig ifica l i ce i i al ec g i i .

Whe de e i i g he he he c edi i k ha e i c ea ed ig ifica l i ce i i al ec g i i , he C a c ide ea able a d e ide ce-ba ed i f ai ha ca be bai ed i h ece a addi i al c eff , i cl di g f a d-l ki g i f ai . The i f ai c ide ed b he C a i cl de :

- he deb ' fail e a he i ci ala di e e b he d e da e f he c ac ;
- a e i de e i ai i he e e al i e al c edi ai g (if a ) f he fi a cial i e ha ha cc ed i e ec ed;
- a e i de e i ai i he deb ' e a i g e l ha ha cc ed i e ec ed;
- E i i g a i ci a ed cha ge i ech l g , a ke , ec ic legal e i e , hich ill ha e a ig ifica ad e e i ac he deb abili e a he G .

Acc di g he a e f fi a cial i e , he C a a e e c edi i k he ba i f i di id al fi a cial i e f li f fi a cial i e , ee he he he ha e i c ea ed ig ifica l . Whe ca i ga e e ba ed f li f fi a cial i e , he C a a cla if fi a cial i e he ba i f c c edi i k cha ac e i ic ,



change ...

If ...

On the balance ...

Key ...

- the ...
- the ...
- the ...
- the ...
- the ...

Key ...

If

the

(C

a

fi

(C

If the C a ha a fe ed b a iall all he i a d e a d l f a h e i e h i  
fi a cial a e he a fe ee, aid fi a cial a e i de e g i ed; if i e ai b a ia  
he i k a d e a d f he e h i f a fi a cial a e, d fi a cial a e i de- ec g

If he C a ei he a fe e ai Vb a iall all he i k a d e a d f he  
f a fi a cial a e, i hall be deal i h acc di gl : if he c l f aid fi a cial a  
aba d ed, aid fi a cial a e hall be de- ec g i e d a d he e l i g a e a d liabili e hall be  
ec g i ed; if he c l f aid fi a cial a e i a b a d ed, he ele a fi a cial a e hall  
be ec g i ed acc di g he e e f i c i e d i l e e i h he a fe ed fi a cial  
a e , a d he e d i e hall be ec g i ed acc di gl .

(8) Off e i g f fi a cial a e a d fi a cial liabili e

The fi a cial a e a d fi a cial liabili e ca b e e d i he b a d e u e i e e a a fe  
ff e i g each he if he f i g a e e : The C a ha he

f□ f

g

in the case, the Company should also take into account the interests of all stakeholders.

When making financial decisions, the Company should take into account the interests of all stakeholders, especially the interests of the shareholders, and should also take into account the interests of the employees, customers, and the community.

The Company should also take into account the interests of the shareholders, and should also take into account the interests of the employees, customers, and the community. The Company should also take into account the interests of the shareholders, and should also take into account the interests of the employees, customers, and the community.

Financial liabilities should be disclosed in the financial statements, and the company should also disclose the financial liabilities in the financial statements. The company should also disclose the financial liabilities in the financial statements. The company should also disclose the financial liabilities in the financial statements.

At each balance sheet date, the Company should evaluate the financial liabilities, and should also evaluate the financial liabilities. The company should also evaluate the financial liabilities, and should also evaluate the financial liabilities.

### (1) Classification of financial liabilities

The Company's financial liabilities are classified as financial liabilities, financial liabilities, and financial liabilities.

### (2) Measurement of financial liabilities

The Company's financial liabilities are measured at the acquisition date. When the financial liabilities are acquired, the Company should also measure the financial liabilities. The company should also measure the financial liabilities, and should also measure the financial liabilities.

### (3) The classification of financial liabilities and the measurement of financial liabilities

On the balance sheet date, the Company should evaluate the financial liabilities, and should also evaluate the financial liabilities. The company should also evaluate the financial liabilities, and should also evaluate the financial liabilities.

The financial liabilities are classified as financial liabilities, financial liabilities, and financial liabilities. The company should also classify the financial liabilities, and should also classify the financial liabilities. The company should also classify the financial liabilities, and should also classify the financial liabilities.

heer da e.

The Company's general calculation method is based on the fall in price of the stock. The fall in price of the stock is calculated based on the fall in price of the stock. The fall in price of the stock is calculated based on the fall in price of the stock.

(4) The Company's

The Company's

(5) The Company's

The Company's

The Company's

(1) The Company's

The Company's

The Company's

(2) The Company's

The Company's

The Company's

The Company's



he igi ale i i e e a e a fe ed he c e fi a dl .

If he c l f he i e ee i l d e he di al f a f he e i i e e , hile he e ai i g e i ie afe di al ha e j i c l ca e e ig ifica i fl e ce he i e ee, he e i eh di ad ed i ead, a d he e ai i g e i ie a e bjec adj e dee i g ha he e i eh di ad ed ac i i i ; if he e ai i g e i ie afe di al l ge ha e j i c l ca e e ig ifica i fl e ce he i e ee, he acc i g ea e i cha ged acc di g

, a d he diffe e ce be ee he fai al e a d he b k al e a e i cl ded i he c e fi a dl he da e fl i g c l .

If he c a ha eh ldi g ai dec ea e d e he i ce a e i ca i al f he i e , he eb l i g c l b ha e j i c l ca e e ig ifica i fl e ce he i e ee, he ha e f he e a e e i led he c a , hich a e i ce a e d d e ha e e a i , a e ec g i ed acc di g he e ha eh ldi g ai , a d he diffe e ce be ee he igi al b k al e f he l g- e e i i e e c e di g he dec ea e i he ha eh ldi g ai ha h ld be ca ied f a d a e i cl ded i he c e fi a dl ; he , he e ha eh ldi g ai a e bjec adj e dee i g ha he e i eh di ad ed ac i i i .

The eali ed gai a dl e fi e al a aci be ee he G a da cia e , a ell a j i e e , a e calc la ed ba ed he ha eh ldi g ai a i b able he G , a d he i e e gai a dl e a e ec g i ed ba ed ff e i g. H e e , he eali ed l e f i e al a aci be ee he G a d he i e ee a e ff e , a he bel g he i ai e l f he a fe ed a e .

(3) The ba i f de e i i g ha i g j i c l a d ig ifica i fl e ce he i e ee

J i c l efe he c l fa a a ge e i acc da ce i h ele a age e e , a d he ele a aci i ie f he a a ge e be age ed b he a aci a ha i g ha ed c l igh . Whe j dgi g he he he e i j i c l, fi l , de e i e he he aid a a ge e i c llec i el c lled b all a aci a ac bi ai f a aci a , a d ec dl , de e i e he he he deci i - aki g ela ed he a a ge e be age ed a i l b he a aci a h c llec i el c l aid a a ge e . If all a aci a ag f a aci a ac a i l de e i e he aci i ie f a a a ge e , i i c ide ed ha all a aci a ag f a aci a c l he a a ge e c llec i el ; if he e a e e c bi ai f a aci a ha ca c la a a ge e c llec i el , i d e c i e j i c l . Whe j dgi g he he he e i j i c l, he ec i e igh a e c ide ed.

Sig ifica i fl e ce ea ha he i e ha he e a aci a e i he deci i - aki g f



he financial and earnings policies of the company, the company will continue to improve the quality of its assets. When the company's assets are revalued, the company will continue to improve the quality of its assets. When the company's assets are revalued, the company will continue to improve the quality of its assets.

When the company's assets are revalued, the company will continue to improve the quality of its assets. When the company's assets are revalued, the company will continue to improve the quality of its assets. When the company's assets are revalued, the company will continue to improve the quality of its assets.

(4) The company's assets are revalued, the company will continue to improve the quality of its assets. When the company's assets are revalued, the company will continue to improve the quality of its assets.

(1) Financial

The financial performance of the company is stable and the company will continue to improve the quality of its assets. When the company's assets are revalued, the company will continue to improve the quality of its assets.

The company's financial performance is stable and the company will continue to improve the quality of its assets. When the company's assets are revalued, the company will continue to improve the quality of its assets.

The financial performance of the company is stable and the company will continue to improve the quality of its assets. When the company's assets are revalued, the company will continue to improve the quality of its assets.

Since the company's assets are revalued, the company will continue to improve the quality of its assets. When the company's assets are revalued, the company will continue to improve the quality of its assets.

(2) Description of the

Category	Description	Duration	Residual Value	Annual Depreciation
Hardware	Straight-line method	10-50	5	9.50-1.90
Mechanical equipment	Straight-line method	5-10	5	19.00-9.50
Transportation equipment	Straight-line method	5-10	5	19.00-9.50
Office	Straight-line method	5-10	5	19.00-9.50

The cost of the Group's property, plant and equipment is calculated based on the original cost, including the purchase price and related taxes, less any trade discounts and rebates. The cost of self-constructed property, plant and equipment includes the cost of materials, labor and other direct costs, and the cost of indirect costs that can be allocated to the asset.

Costs incurred in the acquisition of an intangible asset are capitalized as an intangible asset only if the asset is identifiable and the cost can be reliably measured. When the cost of an intangible asset cannot be reliably measured, it is recognized as an expense. The cost of an intangible asset is amortized over its useful life. Depreciation of property, plant and equipment is calculated based on the original cost, less any accumulated depreciation and impairment losses. Depreciation is calculated on a straight-line basis over the estimated useful life of the asset.

See Note III.19 for the accounting policy for property, plant and equipment.

(1) Recognition of the liability

If the liability is incurred by the Group, it is recognized as a liability when the Group has a present obligation that is enforceable, and the amount of the obligation can be reliably measured. The liability is recognized as a liability when the Group has a present obligation that is enforceable, and the amount of the obligation can be reliably measured. The liability is recognized as a liability when the Group has a present obligation that is enforceable, and the amount of the obligation can be reliably measured.



Beijing Oriental Yuhong Technology Co., Ltd.



The Company is a global leader in the field of financial services, providing a wide range of products and services to its customers.

The Company is a global leader in the field of financial services, providing a wide range of products and services to its customers. If the company is able to continue to grow and expand its operations, it will be able to provide even better services to its customers.

The company is a global leader in the field of financial services, providing a wide range of products and services to its customers.

Right of use	40-50	Short-term
Right of use	3-15	Short-term
Finance	15	Short-term
Patent	15	Short-term
Non-current asset	20	Short-term

As of the end of each year, the Company will evaluate the value of its intangible assets. If there is any impairment, the Company will recognize the impairment loss.

If the company is able to continue to grow and expand its operations, it will be able to provide even better services to its customers.

See Note III.19 for the details of the company's intangible assets.

The Company is a global leader in the field of financial services, providing a wide range of products and services to its customers.

The company is a global leader in the field of financial services, providing a wide range of products and services to its customers.



E i ei he el e ha e ca

a h a e e, i.e.: i i e ca

be ed ld; he e i he i e i

i a gible a e ide ec ic

d ced b he i a gible a e a

a e de a ded i he a ke , a di

be ed; he e a e fficie ec

c lei f he de el e

i a gible a e ; he e e di

a e ca be ge ed eliabl

a e i cl ded i he c e f

E e di e i he de el

€DED€ e he bala ce h

each e i i e ded e.

HUP

A e i ai e fl g-e

fi ed a e , c ci i

f i e e e e

he

A f

e ge

f li e ela ed a e

efi f

eg e de e i ed l

D i g he i ai

f li ela ed g d ill, i ai e e i ef ed he a e g a e g

f li ha de c ai g d ill f h g. The , i ai e e i ef ed he a e g

a e g f li ha c ai g d ill, a di b k ale i c ca ed i h i. If H a

ec e able a i l e ha heb k ale, hei ai e l fg d illi ee- g ied.

O ce a ia e i ai e l i ec g ied, i ill be e e ed i he f' ll i g acc i g  
e i d .

The l g- e defe ed e e e f he G a e iced a ac alc , a da e a i ed e e l

e he e ec ed be efi e i d. F l v- e defe ed e e e ha ca be efi he f e

acc i g e i d, all he a i ed ale f a i cl b d e d i he c e e fi a d l .

I



The... e... ic e... e i... a ce, e...  
 D... g... i... a... he a... a... ble...  
 a e calc la e... acc d... e... i... a e... g i e d a liabili ie , a d a e...  
 i cl ded i... e... fi a dl... ela ed a e...  
 The defi ed be fi la

F he defi ed be fi la , a i de e de ac a e f ac a ial al a i he a al  
 bala ce hee da e, a d de e i e he c f idi g be e fi b i g he e ec ed c la i e  
 be e fi i e h d. The e l ee c e ai c ca ed b he defi ed be e fi la f he  
 G i cl de he f ll i g c e :

Se ice c , i cl di g c e e ice c , a e ice c a d e le e gai l e .  
 A g he , he c e e ice c efe he i ce a e i he e e al e f he defi ed  
 be e fi la blig a i ca ed b he e l ee' c e i i f e ice ; he a e ice c  
 efe he i ce a e dec ea e i he e e al e f defi ed be e fi la ha a e ela ed  
 e l ee e ice i he e i e i d a d a e ca ed b he difica i f he defi ed be e fi  
 la .

The e i e e f he e liabili ie e a e f he defi ed be e fi la i cl de he i e e  
 i c e f he la a e , he i e e e e e f he defi ed be e fi la blig a i , a d he  
 i e e affec ed b he a e ceili g .

Re- ea e e f he cha ge i he e liabili ie e a e f he defi ed be e fi la .  
 U le he acc i g a da d e i e all he e l ee elfa e c be i cl ded i he  
 a e c , he G ill i cl de aid i e a d i he c e fi a dl ; i e ill  
 be i cl ded i he c e he i e i c e a d ill be a fe ed back fi a dl i  
 f ll - acc i g e i d . Whe he igi al defi ed be e fi la i e i a ed, he i  
 igi all i cl ded i he c e he i e i c e ill be ca i ed f a d he di ib ed  
 fi i hi he c e fe i .

(3) Acc i g ea e f di i al be e fi

If he G ide di i al be e fi e l ee , he e l ee c e ai liabili ie  
 a i i g f di i al be e fi a e e g g i e d a a i ble a d a e i cl ded i he c e  
 fi a dl de he f ll i g c di i ! he b h e G ca e d a e all

di i al be efi .

If a e l ee i e i e d i e all , he ec icc e ai bef e he f ficial e i e e da e i a di i al be efi . F he da e he he e l ee cea e ide e ice he eg la e i e e da e , he age a d cial i a ce e i aid f ea l e i e e e l ee a e i cl ded i he c e fi a dl . Ec icc e ai afe he f ficial e i e e da e ( cha eg la e i ) a e ea ed a -e l e be efi .

(4) Acc i g ea e f he l g-e e l ee be efi

O he l g-e e l ee be efi ided b he G e l ee , hich ee he c di i f he defi ed c ib i la , a e ea ed i acc da ce i h he ele a i i he ab e- e i ed defi ed c ib i la . The e ha ee he c di i f he defi ed be efi la a e ea ed i acc da ce i h he ele a i i he ab e- e i ed defi ed c ib i la , b " e- ea e e f he cha ge i he e liabili e e a e f he defi ed be efi la " i he ele a e l ee c e ai c a e i cl ded i he c e fi a dl ela ed a e c .

The C a ill ec g i e a e i a ed liabili e he bligai ela ed he c i ge cie hich ee he f ll i g c di i a he a e i e:

- (1) Thi bligai i he c e bligai a ed b he C a ;
- (2) The e f a ce f hi bligai i likel ca e ec ic be efi fl f he G ;
- (3) The a f hi bligai ca be ea ed eliabl .

The e i a ed liabili e a e i iall ea ed i acc da ce i h he be e i a e f he e e di e e i ed e f ela ed c e bligai , a d c e he i el c ide fac cha i k , ce ai ie a d i e al e f e ela ed c i ge cie . If he i e al e f e ha a ig fica i ac , he be e i a e i de e i ed a f e di c i g he ele a f e ca h fl . The G e ie he b k al e f e i a ed liabili e he bala ce hee da e a d adj he b k al e eflec he c e be e i a e .

If all a f he e e e e i ed e le he c fi ed e i a ed liabili e a e e ec ed be c e a ed b a hi d a he a ie , he c e ai a ca l be e a a el c fi ed a a a e he i i ba icall ce ai ha i ca be ecei ed . The c fi ed c e ai a d e e ceed he b k al e f he c fi ed liabili .

(1) T e f ha e-ba ed a e

The ha e-ba ed a e f he C a c ai e i - e led ha e-ba ed a e a d ca h-

the lead has been achieved.

(2) The company has achieved the following results:

The company has achieved the following results in the field of water supply: A. the company has achieved the goal of increasing the water supply capacity by 10%; B. the company has achieved the goal of reducing the water supply cost by 5%; C. the company has achieved the goal of increasing the water supply efficiency by 10%; D. the company has achieved the goal of increasing the water supply safety by 10%; E. the company has achieved the goal of increasing the water supply quality by 10%; F. the company has achieved the goal of increasing the water supply service level by 10%.

(3) The company has achieved the following results in the field of water supply:

At each balance sheet date, the company has achieved the following results in the field of water supply: the company has achieved the goal of increasing the water supply capacity by 10%; the company has achieved the goal of reducing the water supply cost by 5%; the company has achieved the goal of increasing the water supply efficiency by 10%; the company has achieved the goal of increasing the water supply safety by 10%; the company has achieved the goal of increasing the water supply quality by 10%; the company has achieved the goal of increasing the water supply service level by 10%.

(4) The company has achieved the following results in the field of water supply:

The company has achieved the following results in the field of water supply: the company has achieved the goal of increasing the water supply capacity by 10%; the company has achieved the goal of reducing the water supply cost by 5%; the company has achieved the goal of increasing the water supply efficiency by 10%; the company has achieved the goal of increasing the water supply safety by 10%; the company has achieved the goal of increasing the water supply quality by 10%; the company has achieved the goal of increasing the water supply service level by 10%.

The company has achieved the following results in the field of water supply: the company has achieved the goal of increasing the water supply capacity by 10%; the company has achieved the goal of reducing the water supply cost by 5%; the company has achieved the goal of increasing the water supply efficiency by 10%; the company has achieved the goal of increasing the water supply safety by 10%; the company has achieved the goal of increasing the water supply quality by 10%; the company has achieved the goal of increasing the water supply service level by 10%.



e i g c di i , he e ice bai ed i he c e e i d hall be i cl ded i he ele a c e e e a d c e di g liabili ie acc di g he fai al e f he liabili ie a ed b he G . O each bala ce hee da e a d e le e da e bef e he e le e f he ele a liabili ie , he fai al e f he liabili ie i e ea ed, a d he cha ge a e i cl ded i he c e fi a dl .

Whe he G e i e he ha e-ba ed a e la , if he e i i i c ea e he fai al e f he e i i e ga ed, he i c ea e i he e ice bai ed hall be ec g i ed acc di g he i c ea e i he fai al e f he e i i e ; if he e i i i c ea e he be fe i i e ga ed, he fai al e f he i c ea ed e i i e i c e di gl ec g i ed a a i c ea e i e ice bai ed. The i c ea e i he fai al e f e i i e efe he diffe e ce be ee he fai al e f he e i i e bef e a d a fe he difica i he difica i da e. If he difica i ed ce he al fai al e f he ha e-ba ed a e ad he e h d ha a e c d ci e he e l ee dif he e a d c di i f he ha e-ba ed a e la , he acc i g ea e f he e ice bai ed ill c i e, a if he cha ge ha e e cc ed, le he G ca cel a all f he ga ed e i i e .

D i g he ai i g e i d, if he ga ed e i i e a e ca celled (e ce f h e ca celled de - a ke c di i ha d ee he e e ci able c di i ), he G ea he ca cella i f he ga ed e i i e a a accele a ed e e ci e, a d he a ha h ld be c fi ed i hi he e ai i g ai i g e i d i i edia el i cl ded i he c e fi a dl , a d he ca ial e e e i c fi ed a he a e i e. If e l ee he a ie ca ch e ee he -e e ci i g c di i b ha e e i hi he ai i g e i d, he G ea i a ca cella i f ga ed e i i e .

U de he Sha e I ce i e Sche e, he C a hall ga e ic ed ha e he i ce i e a ici a , a d he i ce i e a ici a hall b c ibe f he ha e fi . If he l cki g c di i i la ed i he Sha e I ce i e Sche e a e e be e l , he C a hall e cha e he ha e a a e-ag eed ice. If he e ic ed ha e i ed e l ee ha e g e h gh he egi ai a d he ced e f ca ial i c ea e i acc da ce i h he ele a i i , he da e f ga , he C a hall ec g i e he ca ial ck a d ca ial e e e (ca ial ck e i ) ba ed he b c i i e e ce i ed f e l ee ; a he a e i e, he C a hall ec g i e he ea ha e a d he a able f e cha e bliga i .



According to the provisions of the Company Law:

(1) General Principles

The Company shall fully protect the legitimate rights and interests of all shareholders, especially the legitimate rights and interests of the small and medium-sized shareholders.

If the shareholders' legitimate rights and interests are infringed, the Company shall take effective measures to provide relief and compensation. The Company shall not discriminate against shareholders of different types and shall not discriminate against shareholders of the same type.

The Company shall not discriminate against shareholders of different types and shall not discriminate against shareholders of the same type. The Company shall not discriminate against shareholders of different types and shall not discriminate against shareholders of the same type.

① The Company shall not discriminate against shareholders of different types and shall not discriminate against shareholders of the same type.

The Company shall not discriminate against shareholders of different types and shall not discriminate against shareholders of the same type.

The Company shall not discriminate against shareholders of different types and shall not discriminate against shareholders of the same type.

The Company shall not discriminate against shareholders of different types and shall not discriminate against shareholders of the same type.

The Company shall not discriminate against shareholders of different types and shall not discriminate against shareholders of the same type.

The Company shall not discriminate against shareholders of different types and shall not discriminate against shareholders of the same type.

The Company shall not discriminate against shareholders of different types and shall not discriminate against shareholders of the same type.



The Group has affirmed the dividend policy, has implemented the dividend policy, and has affirmed the dividend policy.

The Group has affirmed the dividend policy, has implemented the dividend policy, and has affirmed the dividend policy.

The dividend policy has been affirmed.

The dividend policy has been affirmed.

## (2) Specific details

The Company has affirmed the dividend policy, has implemented the dividend policy, and has affirmed the dividend policy.

The specific details of the dividend policy are as follows:

Sale





Generally, the bid is a competitive bidding process. The bid is a competitive bidding process. The bid is a competitive bidding process.

The bid is a competitive bidding process. The bid is a competitive bidding process. The bid is a competitive bidding process.

The bid is a competitive bidding process. The bid is a competitive bidding process. The bid is a competitive bidding process.

The bid is a competitive bidding process. The bid is a competitive bidding process. The bid is a competitive bidding process.

The bid is a competitive bidding process. The bid is a competitive bidding process. The bid is a competitive bidding process.

The bid is a competitive bidding process. The bid is a competitive bidding process. The bid is a competitive bidding process.

The bid is a competitive bidding process. The bid is a competitive bidding process. The bid is a competitive bidding process.

The bid is a competitive bidding process. The bid is a competitive bidding process. The bid is a competitive bidding process.

(1) The bid is a competitive bidding process. The bid is a competitive bidding process. The bid is a competitive bidding process.



# QMPES

a a i h f ll i ha ac e i he a i i b i e ge , he  
 a d e f e c a a a b l e  
 (2) F a a b l e e a d i f f e e c e e l a e d i e e i b i d i a i e , j i e e a d  
 a c i e , h e i f h e e e a l f h e e a d i f f e e c e c a b e c l l e d a d h e  
 e a d i f f e e c e a e e e e d i h e f e e e a b l e f e .


F d e d c i b l e e a d i f f e e c e , d e d c i b l e l e h a c a b e c a i e d f a d d l f e e a ,  
 a d a d e d c i , h e G e c g i e h e e l i g d e f e d i c e a a e i h h e l i i f  
 f e a a b l e i c e l i k e l b a i e d d e d c h e d e d c i b l e e a d i f f e e c e , d e d c i b l e  
 l e a d a d e d c i , l e h e d e d c i b l e e a d i f f e e c e i g e e a e d i h e f l l i g  
 a a c i :

(1) T h e a a c i i a b i e e g e , a d e i h e a c c i g f i a a b l e i c e i l l  
 b e a d e d c i b l e h e a a c i c c ;

(2) F d e d c i b l e e a d i f f e e c e e l a e d i e e i b i d i a i e , j i e e , a d  
 a c i a e , h i c h e e h e f l l i g c d i i a h e d e p d i g d e f e d i c e  
 a a e a e c f i e d : e a d i f f e e c e a e l i k e l b e e e e d i h e f e e e a b l e f e ,  
 a d a a b l e i c e a e l i k e l b e b a i e d i h e f e e b e e d d e d c e a  
 d i f f e e c e .

O h e b a l a c e h e e d a e , h e G e a e h e d e f e d i c e a a d e U g

8'0^ E  
 2023



At the beginning of the fiscal year, the Company's operating income before depreciation and amortization was RMB 100 million, which is significantly higher than the same period of the previous year.

Pursuant to Article III.29 of the Company's Articles of Association:

The liabilities of the Company are classified into current liabilities and non-current liabilities. Current liabilities include short-term debt, accounts payable, and other payables. Non-current liabilities include long-term debt and other non-current liabilities. The Company's financial position is stable, and its operating income is growing steadily. The Company's assets are well diversified, and its liquidity is strong. The Company's management team is experienced and professional, and the Company's business operations are sound. The Company's financial performance is excellent, and its market value is increasing steadily.

At the end of the fiscal year, the Company's operating income before depreciation and amortization was RMB 120 million, which is significantly higher than the same period of the previous year.

The Company's operating income before depreciation and amortization was RMB 120 million, which is significantly higher than the same period of the previous year.

At the end of the fiscal year, the Company's operating income before depreciation and amortization was RMB 120 million, which is significantly higher than the same period of the previous year.

The Company's operating income before depreciation and amortization was RMB 120 million, which is significantly higher than the same period of the previous year.

The Company's operating income before depreciation and amortization was RMB 120 million, which is significantly higher than the same period of the previous year.

At the end of the fiscal year, the Company's operating income before depreciation and amortization was RMB 120 million, which is significantly higher than the same period of the previous year.

If the lease is charged and the full amount is paid, the Company shall lease the lease charge as a lease fee. The lease charge and the cost of the lease shall be added to the lease fee; The interest expense incurred in the lease shall be added to the lease fee. The interest expense incurred in the lease shall be added to the lease fee.

If the lease is charged and the full amount is paid, the effective date of the lease charge, the Company shall lease the lease fee. The lease charge, the lease fee, and the lease liability shall be added to the lease fee. The lease charge and the lease fee shall be added to the lease fee.

If the lease is charged and the full amount is paid, the lease charge of the lease, the Company shall lease the lease fee. The lease charge, the lease fee, and the lease liability shall be added to the lease fee. The lease charge and the lease fee shall be added to the lease fee.

If the lease liability is charged and the full amount is paid, the lease charge, the Company shall lease the lease fee. The lease charge, the lease fee, and the lease liability shall be added to the lease fee. The lease charge and the lease fee shall be added to the lease fee.

When the Company is charged, the lease shall be added to the lease fee. The lease charge, the lease fee, and the lease liability shall be added to the lease fee. The lease charge and the lease fee shall be added to the lease fee.

If the lease fee is charged, the lease charge of the lease, the Company shall lease the lease fee. The lease charge, the lease fee, and the lease liability shall be added to the lease fee. The lease charge and the lease fee shall be added to the lease fee. The Company shall lease the lease fee. The lease charge, the lease fee, and the lease liability shall be added to the lease fee. The lease charge and the lease fee shall be added to the lease fee.

The debt is added to the lease fee. The lease charge, the lease fee, and the lease liability shall be added to the lease fee. The lease charge and the lease fee shall be added to the lease fee. The Company shall lease the lease fee. The lease charge, the lease fee, and the lease liability shall be added to the lease fee. The lease charge and the lease fee shall be added to the lease fee.



For the e... i... e a i g l e a e, he c... a... e c g i e he c... e... f i a d l... a c c d i g... he... a i g h - l i e... e h d i... e a c h... e i d... f h e l e a e e... . The i i i a l d i e c... e... e... e l a e d... he... e a i g l e a e... h a l l b e c a i a l i e d, a... i e d... h e a... e b a i a... h e c... g... i... f... e... a... l... i... c... e... d... i... g... h... e... l... e... a... e... , a... d... i... c... l... d... e... d... i... h... e... c... e... f... i... a... d... l... e... b... a... g... e... . The a... f... a... i... a... b... l... e... l... e... a... e... b... a... i... e... d... e... l... a... e... d... e... a... i... g... l... e... a... e... h... a... a... e... i... c... l... d... e... d... i... h... e... l... e... a... e... e... c... e... i... h... a... l... l... b... e... i... c... l... d... e... d... i... h... e... c... e... f... i... a... d... l... e... h... e... a... c... a... l... l... i... c... e... d... .

If he e a i g l e a e i c h a g e d, he C... a... h a l l... e a... i... a... a... e... l... e... a... f... a... c... c... i... g... e... a... e... f... h... e... e... f... f... e... c... i... e... d... a... e... f... h... e... c... h... a... g... e... , a... d... h... e... a... d... a... c... e... e... c... e... i... a... b... l... e... l... e... a... e... e... c... e... i... e... l... a... e... d... h... e... l... e... a... e... b... e... f... e... h... e... c... h... a... g... e... h... a... l... l... b... e... e... g... a... d... e... d... a... h... e... e... l... e... a... e... e... c... e... i... .

If he f i a c i a l l e a e i c h a g e d a d h e f l l i g c d i i a e e a h e a e i e, he c... a... i l l... e a... h... e... c... h... a... g... e... a... a... e... a... a... e... l... e... a... f... a... c... c... i... g... e... a... e... :... h... e... c... h... a... g... e... e... a... d... h... e... l... e... a... e... c... e... b... i... c... e... a... i... g... h... e... e... i... g... h... f... e... e... l... e... a... e... d... a... e... ;... T... h... e... i... c... e... a... e... d... c... i... d... e... a... i... i... e... i... a... l... e... h... e... a... a... d... j... e... d... a... c... c... d... i... g... h... e... c... d... i... f... h... e... c... a... c... a... h... e... e... a... a... e... i... c... e... f... f... h... e... e... a... i... f... h... e... l... e... a... e... c... e... .

If he f i a c i a l l e a e i c h a g e d b... a... c... c... e... d... f... a... a... e... a... a... e... l... e... a... e... , h... e... c... a... i... l... l... d... e... a... l... i... h... h... e... c... h... a... g... e... d... l... e... a... e... d... e... h... e... f... l... l... i... g... c... i... c... a... c... e... :... i... f... h... e... c... h... a... g... e... a... k... e... e... f... f... e... c... h... e... l... e... a... e... c... e... e... c... e... d... a... e... , h... e... l... e... a... e... i... l... l... b... e... c... l... a... i... f... i... e... d... a... a... e... a... i... g... l... e... a... e... . T... h... e... c... a... i... l... l... a... c... c... f... i... a... a... e... l... e... a... f... h... e... e... f... f... e... c... i... e... d... a... e... f... h... e... l... e... a... e... c... h... a... g... e... , a... d... a... k... e... h... e... e... a... f... l... e... a... e... i... e... e... b... e... f... e... h... e... e... f... f... e... c... i... e... d... a... e... f... h... e... l... e... a... e... c... h... a... g... e... a... h... e... b... k... a... l... e... f... h... e... l... e... a... e... d... a... e... ;... I... f... h... e... c... h... a... g... e... a... k... e... e... f... f... e... c... h... e... l... e... a... e... c... e... e... c... e... d... a... e... , h... e... l... e... a... e... i... l... l... b... e... c... l... a... i... f... i... e... d... a... a... f... i... a... c... i... a... l... l... e... a... . T... h... e... h... e... c... a... i... l... l... c... d... c... a... c... c... i... g... e... a... e... i... a... c... c... d... a... c... e... i... h... h... e... i... d... i... f... i... g... e... e... g... i... a... i... g... h... e... c... a... c... i... h... e... A... c... c... i... g... S... a... d... a... d... f... B... i... e... E... e... i... e... N... 22... -R... e... c... g... i... i... a... d... M... e... a... e... e... f... F... i... a... c... i... a... l... I... e... .

The i g h - f - e a e a e h e i g h f h e C... a... , a... l... e... e... e... h... e... l... e... a... e... d... a... e... d... i... g... h... e... l... e... a... e... e... .

O... h... e... c... e... e... c... e... d... a... e... f... h... e... l... e... a... e... e... , h... e... i... g... h... -... f... -... e... a... e... a... e... i... i... a... l... l... e... a... e... d... a... c... . T... h... e... c... i... c... l... d... e... :... h... e... i... i... a... l... l... e... a... e... e... a... f... h... e... l... e... a... e... l... i... a... b... i... l... i... ;... h... e... l... e... a... e... a... e... a...





g ' bala ce hee . The gai l e f ec i i a i de e d he b k al e f he a fe ed fi a cial a e , a d a e di ib ed be ee he fi a cial a e ha a e de ec g i ed a d he e ai ed e i acc di g hei ele a fai al e he da e f a fe . Sec i i a i gai l e a e ec ded i he c e fi a dl .

I a l i g he lic f ec i i i g fi a cial a e , he G ha c ide ed he deg ee f i k a d e a d a fe fa e a fe ed a he e i , a ell a he deg ee hich he G e e c i e c l e he e i :

Whe he g ha a fe ed al all he i k a d e a d f he e hi f he fi a cial a e , he g ill e i a e he ec g i i f he fi a cial a e ;

Whe he g e ai al all he i k a d e a d f he e hi f he fi a cial a e , he g ill c i e ec g i e he fi a cial a e ;

If he g d e a fe e ai al all he i k a d e a d f he e hi f he fi a cial a e , he g ill c ide he he he e i c l e he fi a cial a e . If he g d e e ai c l , he fi a cial a e ill be de ec g i ed a d he igh a d bliga i a i i g f e ai ed d i g he a fe ill be defi ed a a e liabili e , e ec i el . If he g e ai c l , he fi a cial a e ill be ec g i ed ba ed he deg ee f c i ed i l e e i i .

Whe i i iall de ig a i g he hedgi g ela i hi , he C a f all de ig a e he hedgi g i e a d he hedged i e , a d ha a f al i e d c e ec d he hedgi g ela i hi , i k a age e a eg a d i k a age e bjec i e . I c e ec d hall i cl de he hedgi g i e , he hedged i e , he a e f he hedged i k , a d he e h d f e al a i g he effec i e e f he hedge .

The C a c i l e al a e he effec i e e f he hedge a d j dge he he he hedge ee he e i e e f he effec i e e f hedge acc i g d i g he acc i g e i d i hich he hedgi g ela i hi i de ig a ed . If , he e f he hedgi g ela i hi hall be e i a ed . The a lica i f hedgi g acc i g hall ee he f ll i g e i e e f he effec i e e f hedgi g :

The e i a ec ic ela i hi be ee he hedged i e a d he hedgi g i e .

I he al e cha ge a i i g f he ec ic ela i hi be ee he hedged i e a d he hedgi g i e , he i ac f c edi i ki d i a .

The hedging of a hedging liability will be equal to the amount of the hedging instrument. In accordance with the hedge accounting requirements, the hedging instrument is classified as a hedging instrument if the hedging instrument is a derivative instrument, and the hedging instrument is a derivative instrument. The hedging instrument is classified as a hedging instrument if the hedging instrument is a derivative instrument, and the hedging instrument is a derivative instrument. The hedging instrument is classified as a hedging instrument if the hedging instrument is a derivative instrument, and the hedging instrument is a derivative instrument.

Due to the change of risk exposure, the hedging liability will be equal to the amount of the hedging instrument.

The hedging instrument is classified as a hedging instrument, and the hedging instrument is classified as a hedging instrument.

The effective hedging liability will be equal to the hedging instrument, and the hedging instrument is classified as a hedging instrument. The hedging instrument is classified as a hedging instrument if the hedging instrument is a derivative instrument, and the hedging instrument is a derivative instrument.

The hedging liability will be equal to the hedging instrument, and the hedging instrument is classified as a hedging instrument.

For a hedge effective hedge of the hedging liability, the hedging instrument is classified as a hedging instrument, and the hedging instrument is classified as a hedging instrument. The hedging instrument is classified as a hedging instrument if the hedging instrument is a derivative instrument, and the hedging instrument is a derivative instrument.

For a hedge, the hedging instrument is classified as a hedging instrument, and the hedging instrument is classified as a hedging instrument. The hedging instrument is classified as a hedging instrument if the hedging instrument is a derivative instrument, and the hedging instrument is a derivative instrument.

If the hedging instrument is a financial instrument (instrument) that is classified as a hedging instrument, the hedging instrument is classified as a hedging instrument. The hedging instrument is classified as a hedging instrument if the hedging instrument is a derivative instrument, and the hedging instrument is a derivative instrument.

If the hedging instrument is a financial instrument (instrument), the hedging instrument is classified as a hedging instrument. The hedging instrument is classified as a hedging instrument if the hedging instrument is a derivative instrument, and the hedging instrument is a derivative instrument.

Ca h fl hedge efe  
a ib able he ec g liabili ie , high le f ec  
i k ela ed he c e ab e ie l affec h  
e e i e.  
The effec i e i f he e a i i g f i gi e  
he c ehe i e i c e fl hedge (i.e.  
he gai l e afe de ehe e) hall  
fi a dl ee..

F ca h fl hedge , he  
ake he C a b e l ec g i e a -fi a cial liabili , he  
he f eca a aci fa " -fi a cial a e -fi a cial liabili f a fi c i e  
a licable fai al e hedgi g acc i g, "he C a a fe he a fca h fl  
he e e e e igi all ec g i e d i he c ehe i e i c e. The a i cl ded i he  
i i ial ec g i i f he a e liabili .

F ca h fl hedge ha d fall XG C the ab e c i c a ce , he C a a fe W H  
he fca h fl hedge e e e igi all ec g i e d i he c ehe i e i c e d i g he  
a e e i d he he H S V H ca h fl hedged affec he fi a dl , a d i cl de i i L he  
c e fi d l .

If he a fca h fl hedge p he e ec g i e d i he c ehe i e i c e i a l e . , a d  
all a f he l i l e ec ed be able N h i d



acc la ed ca h fl hedge e e e ec g i ed i he c ehe i e i c e i a fe ed  
 f he c ehe i e i c e a d i cl ded i he c e fi a dl e . If he f e ca h  
 fl be hedged i l ge e ec ed cc b a ill be e ec ed cc , he a f  
 he acc la ed ca h fl hedge e e e hall be e ai ed il he ac al cc e ce f he  
 e ec ed a aci , a d he i hall be deal i h acc di g he ab e acc i g lic f  
 ca h fl hedge.

Whe he c e bligai f he deb i di cha ged, he deb i de ec g i ed. S ecificall , he  
 he ce ai f he i le e ai ce a d e l f he deb e c i g ag ee e i  
 eli i a ed, he fi a dl ela ed he deb e c i gi ec g i ed.

I ca e f deb e c i gi he f f li ida i f deb b a e , he C a hall  
 e i a e he ec g i i he he ele a a e a d he li ida ed deb ee he c di i f  
 e i ai f ec g i i , a d he diffe e ce be ee he b k al e f he li ida ed deb a d  
 he b k al e f he a fe ed a e hall be i cl ded i he c e fi a dl e .

I ca e f deb e c i g b c e i g deb i e i i e , he C a hall e i a e  
 he ec g i i he he deb aid ff ee he c di i f de ec g i i . Whe he C a  
 i i iall ec g i e he e i i e , i hall be ea ed acc di g he fai al e f he  
 e i i e . If he fai al e f he e i i e ca be ea ed eliabl , i hall be  
 ea ed acc di g he fai al e a hich he deb i li ida ed. The diffe e ce be ee he  
 b k al e f he li ida ed deb a d he ec g i ed a f he e i i e hall be  
 i cl ded i he c e fi a dl e .

I ca e f deb e c i g b dif i g he e , he C a hall ec g i e a d ea e  
 he e c ed deb i acc da ce i h he Acc i g S a da d f B i e E e i e N .22 -  
 Rec g i i a d Mea e e f Fi a cial I e a d he Acc i g S a da d f B i e  
 E e i e N .37 - P e e ai f Fi a cial I e .

I ca e f deb e c i g b ea f a i g ff deb i h li le a e b ea f  
 c bi ai , he C a hall ec g i e a d ea e he e i i e a d e c ed  
 deb i acc da ce i h he af e e i ed e h d , a d he diffe e ce be ee he b k al e f  
 he deb aid ff a d he f he b k al e f he a fe ed a e a d he ec g i ed a  
 f he e i i e a d e c ed deb hall be i cl ded i he c e fi a dl e .

The c edi igh hall be de ec g i ed he he c ac al igh c llec he ca h fl f he  
 c edi igh a e e i a ed. S ecificall , he he ce ai f he i le e ai ce



Beijing Oriental Yuhong Technology Co., Ltd.

each area shall be determined in accordance with the above principles. The difference between the fair value of the above-mentioned debt and the book value shall be included in the current period.

Based on the above principles, the company, in accordance with the relevant provisions of the Company's Articles of Association, has determined the fair value of the debt. The significant difference between the fair value and the book value is likely to be a significant difference between the fair value and the book value of the debt.

#### Classification of financial assets

The Company classifies its debt as financial assets in accordance with the relevant provisions of the Company's Articles of Association.

The Company classifies its debt as financial assets in accordance with the relevant provisions of the Company's Articles of Association. The classification of financial assets is based on the nature of the debt and the company's business model. The classification of financial assets is based on the nature of the debt and the company's business model.

When the debt is classified as financial assets, the Company shall follow the relevant provisions of the Company's Articles of Association. The classification of financial assets is based on the nature of the debt and the company's business model. The classification of financial assets is based on the nature of the debt and the company's business model.

#### Measurement of financial assets

The Company shall measure its financial assets in accordance with the relevant provisions of the Company's Articles of Association. The measurement of financial assets is based on the nature of the debt and the company's business model. The measurement of financial assets is based on the nature of the debt and the company's business model.

It is a fundamental

The Company's fundamental principle is to lead the industry. This is a fundamental principle of the Company's development. The Company's fundamental principle is to lead the industry. This is a fundamental principle of the Company's development. The Company's fundamental principle is to lead the industry. This is a fundamental principle of the Company's development.

Defective products

Defective products are not allowed to be sold. The Company's fundamental principle is to lead the industry. This is a fundamental principle of the Company's development. The Company's fundamental principle is to lead the industry. This is a fundamental principle of the Company's development. The Company's fundamental principle is to lead the industry. This is a fundamental principle of the Company's development.

#### Available Network

<p>Company's Available Network</p>	<p>Available Network</p>	<p>Network</p>
------------------------------------	--------------------------	----------------

It is a fundamental principle of the Company's development. This is a fundamental principle of the Company's development. This is a fundamental principle of the Company's development. This is a fundamental principle of the Company's development. This is a fundamental principle of the Company's development.

It is a fundamental principle of the Company's development. This is a fundamental principle of the Company's development. This is a fundamental principle of the Company's development. This is a fundamental principle of the Company's development. This is a fundamental principle of the Company's development. This is a fundamental principle of the Company's development. This is a fundamental principle of the Company's development. This is a fundamental principle of the Company's development. This is a fundamental principle of the Company's development. This is a fundamental principle of the Company's development.

The Company's fundamental principle is to lead the industry. This is a fundamental principle of the Company's development. This is a fundamental principle of the Company's development. This is a fundamental principle of the Company's development. This is a fundamental principle of the Company's development.



a i i g f



Deferred income	697,047,337.37	34,993,282.69	732,040,620.06
Deferred liabilities	10,532,512.91	33,329,909.24	43,862,422.15
Share	543,827,204.85	44,907.49	543,872,112.34
Undistributed	14,120,949,080.02	1,608,910.97	14,122,557,990.99
Minority	381,302,537.09	9,554.99	381,312,092.08

Income	485,551,157.18	-1,042,471.30	484,508,685.88
Non-financial assets	2,120,297,575.39	1,056,253.88	2,121,353,829.27
Financial assets	-2,454,377.40	-13,782.58	-2,468,159.98

The impact of the above items on the consolidated balance sheet as of January 1, 2022 is as follows:

Deferred income	527,575,786.70	41,325,135.39	568,900,922.09
Deferred liabilities	17,044,180.06	40,704,233.24	57,748,413.30
Share	392,980,880.64	12,627.77	392,993,508.41
Undistributed	12,904,011,418.14	584,936.81	12,904,596,354.95
Minority	389,266,034.87	23,337.57	389,289,372.44

The classification effect of the above items is as follows:

Other		1,663,373.45



Of which: e ai ed ea i g		1,653,818.46
Ne fi	-464,653.32	1,056,253.88
Cl i g e a e	1,198,720.13	
Of which: e ai ed ea i g	1,212,879.14	

1. Mai a e a d a a e

Ta e	Ta ba i	Ta a e
Val e-added a	Val e-added a a able (he a a able i calc la ed b l i l i g he a able ale a b he a l i c a b l e a a e a f e d e d c i g h e i a a l l e d b e d e d c e d i h e c e e i d)	13, 9, 6, 3, 1
U ba ai e a ce a d c c i a	T e a a c a l l a i d	7, 5, 1
C a e i c e a	T a a b l e i c e	15, 25
Ed ca i cha ge	T e a a c a l l a i d	3, 2

If he e a e a a b l e e i e i h d i f f e e c a e i c e a a e , h e i f a i h l d b e d i c l e d .

Na e f a a b l e e i e	I c e a a e
------------------------	-------------

2. Ta i c e i e

(1) Ta i c e i e f h i g h - e c h e e i e

Acc di g he ele a i i f he Ad i i a i e Mea e f he Rec g i i f High-ech E e i e a d he E e i e I c e Ta La f he Pe le Re b l i c f Chi a , h e e e i e i c e a f h i g h - e c h e e i e h a l l b e c a l c l a e d a d a i d a 15% i h i h e e e a a f e b a i g h e e c g i i f h i g h - e c h e e i e .

Acc di g he A ce e F he Pe fec i g he P e - a D e d c i P l i c f R & D



Enterprise (2023) (Article No. 7 of 2023 of the Shareholders' Meeting) and the Mission Statement, if the actual R&D investment is reduced by more than 10% compared with the plan, the company will be deducted accordingly in the next year, and 100% of the actual investment will be deducted before January 1, 2023. If the actual investment is reduced by more than 20% compared with the plan, 200% of the actual investment will be deducted before January 1, 2023.

The Company's subsidiaries, including Shanghai Oriental Yuhong Waerf Technology Co., Ltd., Oriental Yuhong Civil Building Materials Co., Ltd., Yeag Oriental Yuhong Waerf Technology Co., Ltd. and the 40 countries, are engaged in high-tech enterprises in the field.

(2) Performance indicators of the company

According to the Article of the Mission Statement, the Shareholders' Meeting and the National Development and Reform Commission's "Guidelines for the Implementation of the Development of the Weir Regulator (Mission Statement Article No. 23, 2020)", from January 1, 2021 to December 31, 2030, the company's investment in the field will be reduced by more than 15%.

In 2023, Chengyi Oriental Yuhong Building Materials Co., Ltd. is engaged in the field.

### 3. Other

Unit: RMB

Item	Contractual	Operational
Current	3,089,742.26	2,248,492.06
Bank Deposit	8,428,262,703.62	9,793,618,515.41
Other Monetary Fund	688,148,223.49	743,349,751.08
Total	9,119,500,669.37	10,539,216,758.55
Of which: Total Fund Deposited	375,399,625.62	230,175,619.49

Other items:



At the end of the Reporting Period, the accumulated value of the Company's RMB 642,684,210.19, including the value of RMB 597,174,457.66 (including the value of RMB 364,581,378.00 paid for bank acceptance, the value of RMB 154,538,151.66, the value of RMB 60,526,052.85, and the value of RMB 17,528,875.15 for the year-end) and the value of RMB 45,509,752.53 for the liability. Except for the above, the Company has no other pledged, pledged, or pledged items.

Unit: RMB

Item	Contractual Value	Contractual Value
Financial Assets Measured at Fair Value through Profit or Loss	635,900,187.31	607,088,731.43
Of which:		
Derivative Instruments	90,441,090.81	105,020,961.43
Equity Instruments	43,891,394.00	0.00
Financial Products	501,567,702.50	502,067,770.00
Of which:		
Total	635,900,187.31	607,088,731.43

Other Items:

Unit: RMB

Item	Contractual Value	Contractual Value
Bank Acceptance Bill	64,057,470.77	0.00
Trade Acceptance Bill	552,739,135.01	508,238,462.51
Total	616,796,605.78	508,238,462.51





High:

Trade	535,894,
Accounts	553.62
receivable	



Name	Classification		
	Book Balance	Referred Bad Deb	Percentage
Bank Acceptance Bill	66,353,294.76	2,295,823.99	3.46%
Trade Acceptance Bill	535,894,553.62	18,541,951.48	3.46%
Total	602,247,848.38	20,837,775.47	

Indirectly Identified Bad Deb:

If Referred Bad Deb is Non-Realizable, it is identified according to the general definition of non-realizable.

Applicable Non-Applicable

With regard to Referred Bad Deb, the Change in Provisions:

Unit: RMB

Category	Opening Balance	Change in Provisions				Classification
		Withdrewn	Referred Real	Wifeff	Other	
Trade Acceptance Bill	14,668,597.70	5,141,609.47	0.00	0.00	0.00	19,810,207.17
Bank Acceptance Bill	0.00	2,295,823.99	0.00	0.00	0.00	2,295,823.99
Total	14,668,597.70	7,437,433.46	0.00	0.00	0.00	22,106,031.16

Specifically, the Identified Referred Bad Deb Provisions:

Applicable Non-Applicable

Unit: RMB

Item	Amount Pledged as the Effective Provisions
Trade Acceptance Bill	180,936,699.37
Total	180,936,699.37



Unit: RMB

Item A Decreased and the End of the Year



	A	P	A	P	A	P	A	P	A	P
		i		i		i		i		i
Acc Receivable Receivable of Bad Debts Single Item	2,448,946,610.53	21.68%	586,677,378.84	23.96%	1,862,269,231.69	2,444,550,542.89	20.30%	362,240,218.43	14.82%	2,082,310,324.46
Of which:										
Acc Receivable Receivable of Bad Debts on Credit Basis	8,849,291,477.09	78.32%	1,143,524,746.17	12.92%	7,705,766,730.92	9,596,769,239.95	79.70%	800,512,797.11	8.34%	8,796,256,442.84
Of which:										
Acc Receivable of Other Clients	8,849,291,477.09	78.32%	1,143,524,746.17	12.92%	7,705,766,730.92	9,596,769,239.95	79.70%	800,512,797.11	8.34%	8,796,256,442.84



Total	11,298,232	100.00%	1,730,202,125.01	15.31%	9,568,035,962.61	12,041,319,782.84	100.00%	1,162,753,015.54	9.66%	10,878,566,767.30

Reference Bad Debt Single Item : 586,677,378.84

Unit: RMB

Name	Other balance		Classification balance			
	Book balance	Bad debt ratio	Book balance	Bad debt ratio	Provision ratio	Provision ratio

Client 1

710,784,040.03	40,704,749.62	632,280,917.18	81,482,643.29	12.89%	
----------------	---------------	----------------	---------------	--------	--

After the single item impairment, the amount is RMB 600,000,000.00.

Client 2

519,277,158.95	69,183,601.96	536,201,459.26	173,859,912.86	32.42%	
----------------	---------------	----------------	----------------	--------	--

The amount is RMB 600,000,000.00.



Client 4	328,630,806.15	98,589,241.84	363,243,999.74	108,973,200.03	30.00%	Debt due to the company from the client, including accounts receivable, and debt due to the company from the client's bank deposits.
Client 5			135,169,468.37	11,311,132.92	8.37%	Accounts receivable due to the company, including the company's receivables.
Client 6			107,215,896.36	11,838,099.93	11.04%	The company's debt due to the client, including the company's receivable balance, and the company's receivables.
Client 7			27,160,460.96	8,148,138.31	30.00%	Debt due to the company from the client, including accounts receivable, and debt due to the company from the client's bank deposits.



Client 8	65,911,629.88	52,729,303.91	30,882,385.20	24,705,908.16	80.00%	Debt due to the company from the client, including deposits, and debt payable for bills, etc. due to the client.
Client 9			23,637,934.37	7,091,380.31	30.00%	Debt due to the company from the client, including deposits, and debt payable for bills, etc. due to the client.
Client 10	57,887,699.92	2,455,154.51	18,296,483.08	1,886,286.20	10.31%	The amount of debt due to the company from the client, including the receivable balance, and the amount of bills payable.
Client 11	51,155,460.18	5,573,414.28	33,578,555.66	6,879,458.29	20.49%	The amount of debt due to the company from the client, including the receivable balance, and the amount of bills payable.



Client 12	32,655,959.05	9,796,787.71	34,654,172.00	10,396,251.62	30.00%	Due to the aging of the client's receivables, the proportion of the receivables is relatively high, and the proportion of the receivables is relatively high.
Client 13	28,703,243.57	803,690.82	33,593,350.97	4,612,778.81	13.73%	Due to the aging of the client's receivables, the proportion of the receivables is relatively high, and the proportion of the receivables is relatively high.
Client 14	22,687,617.37	6,806,285.26	8,531,034.24	2,559,310.27	30.00%	Due to the aging of the client's receivables, the proportion of the receivables is relatively high, and the proportion of the receivables is relatively high.
Client 15	9,248,882.87	4,624,441.44	9,937,482.17	7,949,985.73	80.00%	Due to the aging of the client's receivables, the proportion of the receivables is relatively high, and the proportion of the receivables is relatively high.



Other Client	212,795,962.87	28,101,758.47	112,587,670.89	41,872,203.91	37.19%	Decrease in the number of clients, the decrease in the number of accounts, and the decrease in the number of accounts.
Total	2,444,550,542.89	362,240,218.43	2,448,946,610.53	586,677,378.84		

Reference Bad Debt as of the Balance: 1,143,524,746.17

Unit: RMB

Name	Classification		
	Book value	Bad debt	Percentage
Level 1	5,820,622,239.39	201,393,529.73	3.46%
1-2	1,546,928,498.08	243,177,159.84	15.72%
2-3	971,141,145.23	311,930,536.00	32.12%
3-4	197,515,772.29	99,824,471.33	50.54%
4-5	105,738,451.34	79,853,678.51	75.52%
More than 5	207,345,370.76	207,345,370.76	100.00%
Total	8,849,291,477.09	1,143,524,746.17	

Indicative of the Balance:

If Reference Bad Debt of Accounts Receivable is identified as high risk, the following is the result:

Accountable Non-Accountable

Reference Bad Debt of the Company:

Unit: RMB



Original Balance		Change		Adjusted Balance	
Category	Original Balance	Adjustment	Real		Adjusted Balance



Customer Name	Client Balance of Accounts Receivable	Client Balance of Accounts Payable	Client Balance of Accounts Receivable and Accounts Payable	Proportion of Client Balance of Accounts Receivable and Accounts Payable to Total Client Balance	Client Balance of Accounts Receivable and Accounts Payable
Client 1	632,280,917.18	152,574,837.99	784,855,755.17	5.63%	100,007,472.60
Client 2	536,201,459.26	144,667.69	536,346,126.95	3.85%	173,864,918.37
Client 3	505,991,294.73	20,607,951.55	526,599,246.28	3.78%	53,273,051.22
Client 4	363,243,999.74	79,381,192.49	442,625,192.23	3.17%	132,787,558.09
Client 5	313,070,517.10	251,240,757.16	564,311,274.26	4.05%	45,602,577.83
Total	2,350,788,188.01	503,949,406.88	2,854,737,594.89	20.48%	505,535,578.11

Unit: RMB

Item	Client Balance			Other Client Balance		
	Book Balance	Bad Debt Proportion	Book Value	Book Balance	Bad Debt Proportion	Book Value
Concluded	2,547,184,581.24	283,327,914.58	2,263,856,666.66	3,155,096,680.03	187,190,248.17	2,967,906,431.86
Qualifying	100,780,811.96	33,812,434.87	66,968,377.09	112,209,980.50	40,754,576.56	71,455,403.94



Item	Change Amount	Reason for Change
------	---------------	-------------------

Unit: RMB

Item	Accrued Interest Contract	Recorded Interest Contract	Write-off Contract	Reason
Carrying Amount	96,464,481.01		326,814.60	
Quality Decrease		6,942,141.69		
Total	96,464,481.01	6,942,141.69	326,814.60	

Significant bad debt provisions recorded in Interest Contract:

Unit: RMB

Name of User	Accrued Interest	Real Recovery	Recovery Method	Bad Debt Provision Original Provision Ratio

Other items:

Unit: RMB

Item	Contractual	Contractual
Net Receivable	1,784,663,766.70	1,591,548,416.80
Receivable	0.00	0.00
Total	1,784,663,766.70	1,591,548,416.80



Unit: RMB

Item	Contract A	Contract B	Contract C
Bank Acceptance		3,533,273,050.17	
Total		3,533,273,050.17	

Unit: RMB

Item	Contract A

Significant receivable financing

Unit: RMB

Item	Contract A	Contract B	Contract C	Contract D	Contract E
Unsettled					
Settled					
Total					

Contract financing:

The Company's bank acceptance bills are used as collateral for bank loans. The Company's bank acceptance bills are used as collateral for bank loans. The Company's bank acceptance bills are used as collateral for bank loans.

The Company's bank acceptance bills are used as collateral for bank loans. The Company's bank acceptance bills are used as collateral for bank loans. The Company's bank acceptance bills are used as collateral for bank loans.

Unit: RMB

Item	Contract A	Contract B
Disputed Receivable		6,384,843.30



Other Receivable	4,075,587,334.21	2,137,660,680.84
Total	4,075,587,334.21	2,144,045,524.14

Unit: RMB

Item (Included)	Classification	Other Classification
Finance Product		6,384,843.30
Total		6,384,843.30

Unit: RMB

Name of Fund	Classification of Balance	Other Classification of Balance
Security Deposit, Margin	1,989,597,005.04	1,855,762,795.96
Interest Fund	2,271,795,231.42	300,522,666.91
Prepaid Bill	124,839,057.44	128,226,108.39
Prepaid	46,493,496.60	51,688,082.69
Other	14,254,267.21	12,685,347.09
Total	4,446,979,057.71	2,348,885,001.04

Unit: RMB

Age Group	Classification of Balance	Other Classification of Balance
Less than 1 year (included)	2,365,298,463.04	1,914,424,967.62
1-2 years	1,718,173,692.29	280,496,199.31
2-3 years	239,201,684.29	25,214,420.45
Over 3 years	124,305,218.09	128,749,413.66



3-4 ea	6,967,837.77	105,946,959.08
4-5 ea	103,652,789.77	6,752,354.01
Others	13,684,590.55	16,050,100.57
Total	4,446,979,057.71	2,348,885,001.04

Accounts Receivable

Unit: RMB

Category	Accounts Receivable					Accounts Payable				
	Accounts Receivable		Bad Debt Provision		Accounts Receivable Value	Accounts Payable		Bad Debt Provision		Accounts Payable Value
	Accounts Receivable	Provision	Accounts Receivable	Provision		Accounts Payable	Provision	Accounts Payable	Provision	
Of which:										
Bad Debt Provision	4,446,979,057.71	100.00%	371,391,723.50	8.35%	4,075,587,334.21	2,348,885,001.04	100.00%	211,224,320.20	8.99%	2,137,660,680.84
Of which:										
Secured	1,989,597,005.04	44.74%	215,618,134.64	10.84%	1,773,978,870.40	1,855,762,795.96	79.01%	163,150,031.62	8.79%	1,692,612,764.34
Others	2,457,382,052.67	55.26%	155,773,588.86	6.34%	2,301,608,463.81	493,122,205.08	20.99%	48,074,288.58	9.75%	445,047,916.50
Total	4,446,979,057.71	100.00%	371,391,723.50	8.35%	4,075,587,334.21	2,348,885,001.04	100.00%	211,224,320.20	8.99%	2,137,660,680.84



9,057.71

723.50

7,334.21



ce@eee



Item	Warranty
Other Receivable Accounts Warranty	2,575,724.76

Of which the item is receivable:

Unit: RMB

Category	Name of Other Receivable	Warranty	Warranty Category	Warranty Period	Whether Related Party Transaction

Decide the warranty for the receivable:

Unit: RMB

Category	Name of Fund	Claim Balance	Ageing	Proportion of Claim Balance of Other Receivable	Claim Balance of Ref Bad Deb
Client 1	Individual	1,650,000,000.00	Wholly	37.10%	82,500,000.00
Client 2	Securities, Magistrate, Individual	907,977,348.27	1-2 years	20.42%	30,249,657.41
Client 3	Securities, Magistrate	311,875,000.00	1-2 years	7.01%	9,356,250.00
Client 4	Individual	150,100,000.00	Wholly	3.38%	7,505,000.00
Client 5	Securities, Magistrate	150,000,000.00	2-3 years	3.37%	120,000,000.00
Total		3,169,952,348.27		71.28%	249,610,907.41

Unit: RMB



Agi g	Cl i g bala ce		O e i g bala ce	
	A	P i	A	P i
Le ha l ea	1,021,317,625.11	94.77%	799,684,860.11	94.64%
1-2 ea	46,704,146.78	4.33%	37,385,742.05	4.42%
2-3 ea	6,808,814.34	0.63%	5,136,088.17	0.61%
O e 3 ea	2,866,983.85	0.27%	2,760,077.62	0.33%
T al	1,077,697,570.08		844,966,767.95	

Rea h ig ifica e a e i ha acc age f e ha l ea i e led i i e:  
 A he e d f he c e e i d, he C a ha ig ifica e a e i ha acc age  
 f e ha l ea .

The al a f fi e e a e b e a e a he e d f he c e e i d i RMB  
 497,220,416.20, acc i g f 46.14% f he al bala ce f e a e a he e d f he c e  
 e i d.

O he i ci :

Whe he he C a eed abide b he di cl e e i e e f he eale a e i d :  
 N

U i : RMB

I e	Cl i g bala ce			O e i g bala ce		
	B k Bala ce	S ck Falli g P ice Re e e C ac Pe f a ce C I ai e P i i	B k Val e	B k Bala ce	S ck Falli g P ice Re e e C ac Pe f a ce C I ai e P i i	B k Val e



Raw Materials	1,385,926,422.03		1,385,926,422.03	688,075,608.61		688,075,608.61
Goodwill	1,044,732,642.36	845,797.21	1,043,886,845.15	790,381,344.35	3,590,094.98	786,791,249.37
Long-term Available	80,829,232.81		80,829,232.81	99,911,431.10		99,911,431.10
Total	2,511,488,297.20	845,797.21	2,510,642,499.99	1,578,368,384.06	3,590,094.98	1,574,778,289.08

Unit: RMB

Item	Original Balance	Increased Amount		Decreased Amount		Closing Balance
		Widened	Other	Reduced	Other	
Interest	3,590,094.98	224,418.39		2,968,716.16		845,797.21
Total	3,590,094.98	224,418.39		2,968,716.16		845,797.21

Interest fallig ice e e e acc ed b c bi ai

Unit: RMB

Contract Name	Closing			Original		
	Closing Balance	Interest Fallig Price Re e e	Acc al P i f I e Fallig P ice Re e e	Original Balance	Interest Fallig Price Re e e	Acc al P i f I e Fallig P ice Re e e
Goodwill	1,044,732,642.36	845,797.21	0.08%	790,381,344.35	3,590,094.98	0.45%
Total	1,044,732,642.36	845,797.21	0.08%	790,381,344.35	3,590,094.98	0.45%

Acc al a da d f i e fallig ice e e e b c bi ai



## Assets and Liabilities

Unit: RMB

Item	Current Balance	Original Balance
Intangible Assets	745,962,144.96	526,025,543.30
Intangible Assets	102,124,195.67	88,877,588.66
Other Intangible Assets	7,055,539.23	1,654,715.70
Other	4,372,364.91	1,920,746.96
Total	859,514,244.77	618,478,594.62

## Other Intangible Assets:

Unit: RMB

Item	Current Balance			Original Balance		
	Book Balance	Decrease Reserve	Book Value	Book Balance	Decrease Reserve	Book Value
Debt Intangible Assets	0.00		0.00	1,650,000,000.00		1,650,000,000.00
Total	0.00			1,650,000,000.00		1,650,000,000.00

## Changes in Intangible Assets Due to Depreciation and Impairment

Unit: RMB

Item	Original Balance	Increase Due to Impairment	Decrease Due to Impairment	Current Balance

Unit: RMB



Bed-deb P i i	Pha e I	Pha e II	Pha e III	T al
	E ec ed c edi l e he e 12 h	E ec ed c edi l h gh he d ai ( c edi i ai e )	E ec ed c edi l h gh he d ai (c edi i ai e ha cc ed)	
Bala ce Ja a 1, 2023 i he c e e i d				

Di i i ba i feach ha e a d acc al i f bad deb i i

U i : RMB

I e Na e	Cl i g bala ce	O e i g bala ce	Gai i cl ded i he c ehe i e i c ei he c e e i d	L e i cl ded i he c ehe i e i c ei he c e e i d	Acc la ed gai i cl ded i he c ehe i e i c ea he e d f he c e e i d	Acc la ed l e i cl ded i he c ehe i e i c ea he e d f he c e e i d	Di ide d i c e ec g i ed i he c e e i d	Rea f bei g Mea ed a Fai Val e h gh O he C ehe i e I c e
Beiji g Zh gg a c Ba k C ., L d.	228,233,13 8.55	262,216,75 2.75	0.00	33,983,614 .20	36,233,138 .55			
L di E i e al P ec i Tech l g C ., L d.	3,347,438. 80	3,229,628. 35	117,810.45			4,345,358. 02		



Changji Real Estate Co., Ltd.		251,439.34		251,439.34		2,000,000.00		
Jiangking Network Material Technology Co., Ltd.	7,115,871.10	19,483,946.58		10,368,075.48		9,852,022.06		
Beijing Intercontinental Design	12,032,642.35			7,967,357.65		7,967,357.65	149,356.03	
Jianggag Zhanege Eeg Technology Co., Ltd.	5,151,969.48		151,969.48		151,969.48			
Total	255,881,060.28	285,181,767.02	269,779.93	52,570,486.67	36,385,108.03	24,164,737.73	149,356.03	

The independent auditor's audit report

Unit: RMB

Item	Accrued liabilities	Accrued liabilities	Realized liabilities
------	---------------------	---------------------	----------------------

The independent auditor's audit report

Unit: RMB



I e a e	Di ide d i c e ec g i ed	Acc la ed gai	Acc la ed l e	A a fe ed f he c che i e i c e e ai ed ea i g	Rea f bei g de ig a ed a ea ed a fai al e a d h e cha ge a e i cl ded i he c che i e i c e	Rea f a fe f he c che i e i c e e ai ed ea i g
---------	--------------------------------	------------------	------------------	---	---	--

Other items:

Unit: RMB

I e e d E e i e	O e i g Bala c e (B k Val e)	O e i g Bala c e f De ec ia i Re e e	Cha ge A d i g he C e Pe i d								Cl i g Bala c e (B k Val e)	Cl i g Bala c e f I ai e Re e e
			Add i al I e e	Red c ed I e e	I e e Gai L de he E i Me h d	Adj e f O he C che i e I c e	Cha g e A f O he E i ie	A ce e Di ib i f Ca h Di ide d P fi	Wi hd a al f I ai e Re e e	O he		
I. J i Ve e												
II. A cia ed E e i e												
Xi jia g A chi ec al De ig I i e C .,			31,000 ,000.0 0		1,034, 499.01				- 990,15 1.00		31,044 ,348.0 1	



L d.												
F ha Jia fa O ie al Y h g B ildi g Ma e i al Tech l g C ., L d.	14,841 ,586.1 9				924,64 4.13						15,766 ,230.3 2	
Sha g hai Y eda C c i E gi e e i g C ., L d.	9,186, 655.91	2,333, 500.00		290,19 2.40							11,810 ,348.3 1	
Sha g hai Weal e Ne Ma e i al C ., L d					- 12,091 .75					4,451, 346.20	4,439, 254.45	



Meihua Oriental Yuhong Waerf Technology Co., Ltd.	501,724.57	1,960,000.00			1,052,258.69						3,513,983.26	
Yaxi Hong Waerf Technology Co., Ltd.		1,960,000.00			725,324.23						2,685,324.23	
Haiyang Fakong Yuhong Bilding Material Technology Co., Ltd.	900,876.70				1,070,416.55						1,971,293.25	



JA Y h g Ne E e g P e C ., L d.	1,505, 637.79				- 1,267. 77						1,504, 370.02	
H i h  I d ial I e e Y h g C c i Tech l g C ., L d.			1,470, 000.00		114,07 3.42						1,584, 073.42	
Dalia De ai Y h g B ildi g Ma e i al Tech l g C ., L d.	925,15 4.17				244,21 3.86						1,169, 368.03	



Xiaoguang Yuhong Café Information Technology Co., Ltd.	1,328,488.04			813,117.98				-1,019,239.24		1,122,366.78	
Jiache Yuhong Building Material (Gangdu) Co., Ltd.			980,000.00	18,309.35						998,309.35	
Yichang Chengfa Oriental Yuhong Building Material Technology Co., Ltd.			980,000.00	531.34						980,531.34	



L d.												
Jia g O ie al Y h g Re a i E gi e e i g C ., L d.	2,748, 875.98		1,800, 000.00	- 264,26 3.41						684,61 2.57		
Zi a g Ai  Y h g Wa e fi g E gi e e i g C ., L d.			490,00 0.00	83,941 .23						573,94 1.23		



H i h Ba Y h g Ne Ma e i al Tech l g C ., L d.			680,00 0.00		- 98,961 .07					581,03 8.93	
Lei h  De el e O ie al Y h g B ildi g Ma e i al Tech l g C ., L d.			980,00 0.00	500,00 0.00	2,213. 75					482,21 3.75	
S g O ie al Y h g B ildi g Ma e i al Tech l g C ., L d.			350,00 0.00		44,396 .76					394,39 6.76	



L d.												
G a g h L ji S ee G ee B ildi g Ma e i al C ., L d.	85,345 .26				- 58,097 .35						27,247 .91	
Zha i g H gh i Tech l g C ., L d.	383,80 7.67			525,00 0.00								





Total	262,572,338.19	62,588,195.83
-------	----------------	---------------

Other Items:

Unit: RMB

Item	Classification	Other Classification
Fixed Assets	10,452,504,002.75	8,563,291,329.36
Deferred Fixed Assets		
Total	10,452,504,002.75	8,563,291,329.36

Unit: RMB

Item	Buildings and Structures	Machinery	Transportation and Office Equipment	Other	Total
Intangible Assets Value:					
1. Other Intangible Assets	6,233,522,933.23	4,382,142,900.78	80,230,547.89	388,188,139.68	11,084,084,521.58
2.A Intangible Assets under Development	1,739,119,363.84	1,078,843,674.26	10,634,365.43	149,737,729.95	2,978,335,133.48
(1) Patents	64,624,688.00	157,842,616.24	9,476,954.54	92,503,502.65	324,447,761.43
(2) Trademarks and Copyrights	1,469,524,394.72	840,464,002.97	0.00	49,228,655.16	2,359,217,052.85
(3) Intangible Assets under Development	146,462,726.33	80,537,055.05	1,157,410.89	8,005,572.14	236,162,764.41



C					
(4) Other Income	58,507,554.79	0.00	0.00	0.00	58,507,554.79
3. A Decreased Income	189,926,832.65	48,519,078.55	9,600,749.82	32,777,165.14	280,823,826.16
(1) Dividend	20,051,102.52	32,937,686.28	9,021,557.10	30,181,655.03	92,192,000.93
(2) Other Decreased	169,875,730.13	15,581,392.27	579,192.72	2,595,510.11	188,631,825.23
4. Closing Balance	7,782,715,464.42	5,412,467,496.49	81,264,163.50	505,148,704.49	13,781,595,828.90
II. Accruals					
1. Other GA	855,286,266.06	1,431,763,630.84	44,500,944.19	187,817,172.11	2,519,368,013.20
2. A Decreased Income	259,027,175.74	483,895,552.35	11,149,213.02	114,018,882.80	868,090,823.91
(1) Withdrawal	234,388,177.37	456,404,783.60	10,360,428.32	108,835,592.19	809,988,981.48
(2) Benefit	24,476,750.59	27,490,768.75	788,784.70	5,183,290.61	57,939,594.65
(3) Other A	162,247.78	0.00	0.00	0.00	162,247.78



3.A Decreasing Cash Paid	1,667,298.07	39,368,402.87	5,956,732.58	12,799,756.46	59,792,189.98
(1) Direct Cash	1,667,298.07	27,626,619.12	5,563,082.49	11,348,544.36	46,205,544.04
(2) Indirect Cash Paid	0.00	11,741,783.75	393,650.09	1,451,212.10	13,586,645.94
4. Change Balance	1,112,646,143.73	1,876,290,780.32	49,693,424.63	289,036,298.45	3,327,666,647.13
III. Indirect Cash					
1. Change Balance	996,411.98	428,767.04			1,425,179.02
2.A Increasing Cash Paid					
(1) Indirect					
3.A Decreasing Cash Paid					
Direct Cash					
4. Change Balance	996,411.98	428,767.04			1,425,179.02



IV. B k Val e					
1. B k Val e	6,669,072,908.71	3,535,747,949.13	31,570,738.87	216,112,406.04	10,452,504,002.75
2. O e i g B k Val e	5,377,240,255.19	2,949,950,502.90	35,729,603.70	200,370,967.57	8,563,291,329.36

U i : RMB

I e	B k al e	Rea f ha i g c le ed he i le ce ifica e
A hal C a i g W k h f Tai a O ie al Y h g B ildi g Ma e ial C ., L d.	7,810,289.00	T be ha ded af e i i f ll c le ed
C il W k h f Tai a O ie al Y h g B ildi g Ma e ial C ., L d.	40,882,708.62	T be ha ded af e i i f ll c le ed
Beiji g O ie al Y h g Wa e f Tech l g C ., L d.	732,506,795.30	I



Ji a O ie al Y h g B ildi g Ma e ial C ., L d.	185,561,459.27	T be ha ded afe i i f ll c le ed
Na g G lde Wa i g Fil Ma e ial C ., L d.	59,682,662.23	T be ha ded afe i i f ll c le ed
Ya g O ie al Y h g B ildi g Ma e ial C ., L d.	1,220,591.25	T be ha ded afe i i f ll c le ed
Xia a g O ie al Y h g B ildi g Ma e ial C ., L d.	26,182,118.39	T be ha ded afe i i f ll c le ed
Ji e O ie al Y h g B ildi g Ma e ial C ., L d.	889,857.98	T be ha ded afe i i f ll c le ed
H g hi (Jia g ) Ne Ma e ial Tech l g C ., L d.	174,402,146.09	T be ha ded afe i i f ll c le ed
Ch g i g O ie al Y h g B ildi g Ma e ial C ., L d.	780,066.40	T be ha ded afe i i f ll c le ed
Bi h O ie al Y h g B ildi g Ma e ial C ., L d.	280,548.94	T be ha ded afe i i f ll c le ed
Na i g O ie al Y h g Wa e f Ma e ial C ., L d.	20,524,019.26	I g e

Other items:

Available Non-liable

Unit: RMB

Item	Contractual	Other
Contractual	1,369,715,204.57	2,049,330,481.21
Total	1,369,715,204.57	2,049,330,481.21

(2) Unit: RMB

Item	Contractual	Other
------	-------------	-------





P d c i Ba e P jec f Zha gjiaga g O ie al Y h g B ildi g Ma e ial C ., L d.	58,096,493.10		58,096,493.10	83,845,711.15		83,845,711.15
P d c i Ba e P jec f Ji a O ie al Y h g B ildi g Ma e ial C ., L d. ( ha e I)	55,526,058.83		55,526,058.83	65,884,836.37		65,884,836.37
P d c i Ba e C c i P jec f Ya g h O ie al Y h g Ne Ma e ial C ., L d.	50,545,815.47		50,545,815.47			
O ie al Y h g W ha Gee B ildi g Ma e ial P d c i Ba e	48,738,599.08		48,738,599.08			



H a O ie al Y h gPi e I d C ., L d. P d c i Ba e -Ci il C c i	43,530,269.87		43,530,269.87			
Na cha g P d c i Ba e Pha e II C c i P jec	35,240,684.50		35,240,684.50	20,028,771.84		20,028,771.84
Digi al Ma ke i g Pla f C l i g a d I le e a i P jec	24,795,518.64		24,795,518.64			
P d c i Ba e P jec f Jili O ie al Y h g B ildi g Ma e ial C ., L d.	21,354,334.04		21,354,334.04	31,876,431.03		31,876,431.03
Na cha g P d c i Ba e Pha e I C c i P jec	19,137,818.65		19,137,818.65	43,412,832.94		43,412,832.94
M a W k h	17,085,897.38		17,085,897.38			



High- efficiency Water Material Project Annual of 35,000 T of Xuhong Oriental Yuhong	11,721,970.74		11,721,970.74			
Habitat Oriental Yuhong Building Material Co., Ltd. (Phase I)	7,278,077.94		7,278,077.94			
Tile Refining (Badi)g Construction Ceramic Tile Work	6,924,107.01		6,924,107.01			
Sia Fac Recycling and Production	6,373,199.90		6,373,199.90	3,459,650.52		3,459,650.52
Gaogong Habitat Industrial Green Building Material Construction	5,640,194.44		5,640,194.44	115,223,173.50		115,223,173.50



P d c i Ba e fH a O ie al Y h gPi e I d C ., L d.	4,495,668.50		4,495,668.50			
Pha eII P jec f Ta g ha O ie al Y h g Wa e f Tech l g C ., L d. Pla 2	3,524,543.14		3,524,543.14	3,122,531.14		3,122,531.14
DAW Ha g h P d c i Ba eP jec	2,331,211.98		2,331,211.98	153,694.90		153,694.90
A alO f100000 fD P de M aP jec	2,250,756.29		2,250,756.29	1,608,203.16		1,608,203.16
O ie al Y h g Hai a Ya g Gee Ne Ma e ial C ehe i eI d ial Pa kP jec	1,220,591.25		1,220,591.25	82,467,495.99		82,467,495.99



Tai a O ie al Y h g B ildi g Ma e ial C ., L d. P d c i Ba e P jec	1,175,720.38		1,175,720.38	117,013,891.4 4		117,013,891.4 4
Ji g e Pla P d c i a d R&D Ba e C c i P jec Pha e I	889,857.98		889,857.98	1,551,357.43		1,551,357.43
Ba di g O ie al Y h g B ildi g Ma e ial C ., L d. P d c i Ba e P jec	495,447.96		495,447.96	12,069,996.42		12,069,996.42
H ad F da Ne Fac B ildi g P jec	362,046.52		362,046.52	6,571,815.44		6,571,815.44
Lai i Fac C il W k h II				19,654,665.55		19,654,665.55
P d c i Ba e P jec fCh g i g O ie al Y h g B ildi g Ma e ial C ., L d				102,318,768.7 7		102,318,768.7 7



P d c i e ea ch a d de el e ba e jec f Na i g O ie al Y h g Wa e f Ma e ial C ., L d.				87,622.36		87,622.36
B ildi g D P jec de Head a e Ba e C c i P jec				49,658,894.72		49,658,894.72
A al O f l Milli T f S ecial M a a d 40,000 f Wa e - Ba ed Wa e f Ma e ial				28,072,165.73		28,072,165.73
N e P jec i h a Ca aci f 150,000				465,181,944.2 4		465,181,944.2 4
T al	1,369,715,204. 57		1,369,715,204. 57	2,049,330,481. 21		2,049,330,481. 21

(3)

Unit: RMB



Item Name	Balance	Opening Balance	Adjusted Balance	Adjusted Balance	Other Adjustments	Capital Reserve	Surplus Reserve	Accumulated Depreciation	Other Intangible Assets	Other	Total
Had Paid Basic Payroll	1,365,459.50	173,277.91	113,009.57	12,743,182.22							Other
VAE Liability	550,000.00	197,097.76	151,756.66	174,351,169.86				94,362.47	94,362.47	3.24%	Other



P d c

i

Ba e

P jec

f

Ji a

O ie

al

Y h

g

B ildi

g



<p>P d c i Ba e P jec f Zha gj iaga g O ie al Y h g B ildi g Ma e i al C ., L d.</p>	<p>433,86 7,117. 54</p>	<p>83,845 ,711.1 5</p>	<p>60,531 ,473.2 9</p>	<p>86,280 ,691.3 4</p>								<p>O he</p>
<p>P d c i Ba e P jec f Ji a O ie al Y h g B ildi g Ma e i al C ., L d. ( ha e I)</p>	<p>154,21 0,000. 00</p>	<p>65,884 ,836.3 7</p>	<p>18,221 ,170.7 2</p>	<p>28,579 ,948.2 6</p>								<p>O he</p>



P 6d ,c

i

Ba e

C

c i

P jec

f

Ya g

h

O ie

al

Y h ğc

b<sup>6</sup>



Unit: RMB

Item	Headings	Total
I. Operating activities:		
1. Operating activities	221,041,083.81	221,041,083.81
2. Investing activities	65,160,922.86	65,160,922.86
(1) Receivables	65,160,922.86	65,160,922.86
(2) Adjustment of Lease Liabilities		
3. Financing activities	24,367,229.70	24,367,229.70
(1) Shareholders' Financial Leases		
(2) Transfer of Held for Sale		
(3) Other Assets Decided	24,367,229.7	



III. Prepaid		
1. Prepaid		
2. Prepaid		
(1) Prepaid		
3. Prepaid		
(1) Prepaid		
4. Prepaid		
IV. Bank		
1. Bank	200,044,186.47	200,044,186.47
2. Bank	169,202,828.43	169,202,828.43

Available Non-available

Other items:

Unit: RMB

Item	Land Use Right	Prepaid Right	Non-Prepaid	Share	Right Use Trade	Total
I. Original Bank Value						
1. Prepaid	2,260,698,103.84	4,490,612.45	3,304,612.71	128,110,831.28	4,285,168.85	2,400,889,329.13



Balance						
2. Accrued Liabilities Payable	302,912,265.54	8,273,982.30	515,638.41	993,122.56		312,695,008.81
(1) Prepaid	237,948,331.39	1,673,982.30	515,638.41	993,122.56		241,131,074.66
(2) Real R&D						
(3) Accrued Expenses Capital	64,963,934.15					64,963,934.15
(4) Other Accrued		6,600,000.00				6,600,000.00
3. Accrued Liabilities Payable	175,801,148.30			923,627.66		176,724,775.96
(1) Dividend				923,627.66		923,627.66
(2) Other Accrued	175,801,148.30					175,801,148.30



4. Cl i g Bala ce	2,387,809,221. 08	12,764,594.75	3,820,251.12	128,180,326.1 8	4,285,168.85	2,536,859,561. 98
II. Acc la ed A i a i						
1. O e i g Bala ce	169,793,795.7 3	662,066.39	1,482,727.88	36,929,542.29	786,137.20	209,654,269.4 9
2. A I c ea ed d i g he C e Pe i d	49,548,161.47	809,553.60	610,972.00	8,353,885.45	46,344.58	59,368,917.10
(1) Wi hd a al	45,408,737.81	809,553.60	610,972.00	8,353,885.45	46,344.58	55,229,493.44
(2) B i e C lida i I c ea e	3,977,253.89					3,977,253.89
(3) O he A I c ea ed	162,169.77					162,169.77
3. A Dec ea ed d i g he C e Pe i d	358,452.26			102,294.01		460,746.27
(1) Di al				102,294.01		102,294.01
(2) O he A Dec ea ed	358,452.26					358,452.26



4. Cl i g Bala ce	218,983,504.9 4	1,471,619.99	2,093,699.88	45,181,133.73	832,481.78	268,562,440.3 2
III. I ai e Re e e						
1. O e i g Bala ce						
2. A I c ea ed d i g he C e Pe i d						
(1) Wi hd a al						
3. A Dec ea ed d i g he C e Pe i d						
(1) Di al						
4. Cl i g Bala ce						
IV. B k Val e						
1. Cl i g B k	2,168,825,716. 14	11,292,974.76	1,726,551.24	82,999,192.45	3,452,687.07	2,268,297,121. 66



Value						
2. Operating Value	2,090,904,308.11	3,828,546.06	1,821,884.83	91,181,288.99	3,499,031.65	2,191,235,059.64

As of the reporting period, the company's R&D accounted for 0.00% of the total assets.

Unit: RMB

Item	Book Value	Whether Certified
Land Use Rights of Beijing Oriental Yuhong Building Materials Co., Ltd.	1,487,824.08	None
Land Use Rights of Shanghai Oriental Yuhong Building Materials Co., Ltd.	34,017,900.15	Change of land use rights
Land Use Rights of Guihou Oriental Yuhong Building Materials Co., Ltd.	20,170,255.30	None

Other Intangible Assets:

Amortizable Non-amortizable

Unit: RMB

Name Item
--------------



Nigeria Achi Electric Design & Reach Limited Co., Ltd.	72,649,843.01					72,649,843.01
Maching Shi Electric Engineering Construction and The International Material Co., Ltd.	21,354,047.14					21,354,047.14
Gaogh Fada Electric The International Material Co., Ltd.	20,509,184.80					20,509,184.80
King Fa Water Material Co., Ltd.	13,469,206.10					13,469,206.10
Tianji Oriental Young Water Engineering Co., Ltd.	6,815,807.91					6,815,807.91
DAW ASIA LIMITED	6,110,065.21					6,110,065.21



Changha Oriental Oriental Sa'd P'de Tech l g C., L d.	1,070,866.63					1,070,866.63
H beiY h g Xi gfa Ne Ma e ial C., L d.	8,300,870.01					8,300,870.01
Sich a Oriental Y h g B ildi g Ma e ial C., L d.		194,291,484.1 5				194,291,484.1 5
T al	150,279,890.8 1	194,291,484.1 5				344,571,374.9 6

Unit: RMB

Na e f I e ed C a Ma e Rela i g he F a i f G d ill	O e i g bala ce	A I c ea ed d i g he C e Pe i d		A Dec ea ed d i g he C e Pe i d		Cl i g bala ce
		Wi hd a al		Di al		
T al						

Na e	C i i a d b a i f he a e g f li hich i bel g	O e a i g e g e a d b a i	Whe he i i c i e ih he e i ea
------	--	------------------------------	----------------------------------



### Asset-liability changes

Name	Change	Change	Objective factors leading to change
------	--------	--------	-------------------------------------

#### Other items

The Company has conducted a fair value assessment of the equity investments held by the Company, including Oriental Yuhong Waerf Engineering Co., Ltd., Changha Oriental Yuhong Shandong Power Technology Co., Ltd., Hebei Yuhong Xingfa Energy Co., Ltd. and Sichuan Oriental Yuhong Building Materials Co., Ltd. The fair value is determined based on the financial budgets prepared by the Company from 2024 to 2028 and the ability to identify the cash flows of 13.82% of the Company's weighted average cost of capital (WACC). As of December 31, 2023, the Company has identified the following items:

FRONT COVER / D

MH

CS

ps eq pe

FRONT COVER (S)

g

s c

G s





Available Non-liable

Other items:

Unit: RMB

Item	Original balance	Accrued during the period	Accrued during the period	Other Accrued	Original balance
Debit Fee Refund	48,776,613.02	4,808,474.30	39,533,174.31	364,599.74	13,687,313.27
Facility Fee	11,877,234.76	3,028,320.75	5,842,891.11		9,062,664.40
Other	12,278,983.68	14,701,866.24	10,432,238.47	100,532.43	16,448,079.02
Total	72,932,831.46	22,538,661.29	55,808,303.89	465,132.17	39,198,056.69

Other Items

Unit: RMB

Item	Original balance		Original balance	
	Deductible Tax Difference	Deferred Tax Asset	Deductible Tax Difference	Deferred Tax Asset
Available Reserve	2,613,606,179.12	467,631,976.75	1,612,095,241.72	280,946,605.69
Deductible Loss	1,892,110,319.17	306,357,890.91	1,286,778,211.05	211,811,498.58
Expense	247,627,407.92	45,267,196.95	545,054,525.14	91,922,250.22
Deferred Income	578,850,334.73	109,300,813.60	541,998,331.14	107,250,669.13



Prepaid expenses	61,360,295.02	10,947,742.84	1,748,560.66	262,284.10
Deferred Liabilities	44,252,069.34	8,151,553.97	27,591,707.97	4,854,029.65
Lease Liabilities	166,655,606.32	33,119,513.52	177,358,054.71	34,993,282.69
Total	5,604,462,211.62	980,776,688.54	4,192,624,632.39	732,040,620.06

Unit: RMB

Item	Classification		Off-balance	
	Table Item Difference	Deferred Tax Liabilities	Table Item Difference	Deferred Tax Liabilities
Accrued interest on Accounts Payable Merchant Credit Card	57,097,800.00	8,564,670.00		
Charge for Value of Non-current Financial Assets	9,324.12	2,331.03		
Charge for Value of Financial Receivable Impairment Loss	16,339,364.64	2,450,904.70	70,216,752.75	10,532,512.91
Right-of-use Assets	159,478,134.95	31,920,793.41	169,201,637.14	33,329,909.24
Total	232,924,623.71	42,938,699.14	239,418,389.89	43,862,422.15

Unit: RMB




Item	Contract Off-Table Deferred Income Tax Liability	Contract Balance Deferred Income Tax Liability	Contract Off-Table Deferred Income Tax Liability	Contract Balance Deferred Income Tax Liability
Deferred Income Tax	5,604,462,211.62	980,776,688.54	4,192,624,632.39	732,040,620.06
Deferred Income Tax Liability	232,924,623.71	42,938,699.14	239,418,389.89	43,862,422.15

Unit: RMB

Item	Contract Balance	Contract Balance
Deferred Income Tax	25,861,240.36	161,203,069.42
	1,404,512,864.56	1,169,781,744.34
Total	1,430,374,104.92	1,330,984,813.76

Unit: RMB

Year	Contract Balance	Contract Balance	Remark
2023	0.00	53,381,746.18	





Unit: RMB

Item	Classification			Original Classification		
	Book Balance	Interest Payable	Book Value	Book Balance	Interest Payable	Book Value
Fixed Real Estate	2,060,400,987.94	196,356,214.12	1,864,044,773.82	1,287,682,553.81		1,287,682,553.81
Fixed Intangible Assets	469,463,841.35		469,463,841.35	819,254,982.45		819,254,982.45
Latent Tax Fees	6,427,809.00		6,427,809.00	11,480,010.40		11,480,010.40
Total	2,536,292,638.29	196,356,214.12	2,339,936,424.17	2,118,417,546.66		2,118,417,546.66

Other Items:

Unit: RMB

Item	Deferred Consideration				Beginning of Period Consideration			
	Book Balance	Book Value	Recognized Term	Recognized Condition	Book Balance	Book Value	Recognized Term	Recognized Condition
Measurables	642,684,210.19	642,684,210.19	Deferred Liabilities	Deferred Liabilities	798,709,221.28	798,709,221.28	Deferred Liabilities	Deferred Liabilities
Net Receivable	180,936,699.37	174,676,289.57	Pledge Receivables	Loan Pledge				
Fixed Assets					267,473,811.76	213,588,260.35	Recognized Receivables	Loan Pledge
Intangible Assets	115,127,460.00	112,633,031.70	Other Intangible Assets	Bank Guarantee	126,065,407.29	100,668,139.65	Recognized Receivables	Bank Guarantee



			pledged					
Acc Receivable	382,241,319.61	369,015,769.95	Pledge guarantee	Loan pledge	393,700,668.13	382,677,049.42	Pledge guarantee	Loan pledge
Total	1,320,989,689.17	1,299,009,301.41			1,585,949,108.46	1,495,642,670.70		

Other items:

Unit: RMB

Item	Contractual balance	Overdue balance
Pledge Loan	2,516,827,064.49	3,142,320,779.35
Guaranteed Loan	2,480,000,000.00	2,390,802,934.10
Contract Loan		715,010,000.00
Accrued Interest	1,797,413.23	6,197,212.38
Total	4,998,624,477.72	6,254,330,925.83

Item classification method:

(1) Pledge classification:

A. The Company and Guangzhou Fuda Technology Co., Ltd., Guangdong Oriental Yuhong Waerf Engineering Co., Ltd., Guangdong Oriental Yuhong Building Material Technology Co., Ltd., and Shehe Oriental Yuhong Waerf Engineering Co., Ltd. pledged accounts receivable balance of RMB 131,490,400.00;

B. The Company and Beijing Oriental Yuhong Waerf Engineering Co., Ltd., Shanghai Oriental Yuhong Waerf Technology Co., Ltd., Shanghai Oriental Yuhong Waerf Engineering Co., Ltd., Weihai Building Engineering Co., Ltd., Guangdong Oriental Yuhong Waerf Engineering Co., Ltd., Shehe Oriental Yuhong Waerf Engineering Co., Ltd., Sichuan Oriental Yuhong Waerf Engineering Co., Ltd., Hebei Oriental Yuhong Construction Engineering Co., Ltd., The company, King Feigong Waerf Material Co., Ltd., Tianji



Oie al g Wa e E gi ee i g C ., LTD., Ga gd g Oie al Y h g B ildi g Ma e ial D., Tia di gfe H ldi g C ., LTD., Oie al Y h g Tile R fi g S e C ., LTD., DAV Chi a), LTD., DAW C ci E gi ee i g C ., LTD., a d Ga gh a The I la i Ma e C ., Ld. di c ed c e cial acce a ce bill a d ba k acce a ce bill bai a ba k l a f RMB 181,336,700.00.

C. Tia ji H g hi Ne Ma e ial C ., LTD., Tia ji Oie al Y h g Ne Ma e ial Tech l g C ., LTD. di c ed he ba k acce a ce bill f RMB 1,285,000,000.00 a d he le e f c edi f RMB 919,000,000.00 i ed b he ela ed a ie , a d bai ed ba k l a f RMB 2,204,000,000.00;

(2) G a a eed l a c i f he f ll i g a :

A. The C a ided j i a d e e al liabili g a a ee f he c edi ag ee e ig ed b Ch h Tia di gfe g N e C ., Ld. a d Ch h La g a S b-b a ch f I d ial a d C e cial Ba k f Chi a Li ied, i h he a i deb li i f RMB 200,000,000.00. A f Dece be 31, 2023, he h -e l a bala ce a RMB 200,000,000.00.

B. M . Li Weig , he ha eh lde f he C a , ided j i a d e e al liabili g a a ee f he c edi ag ee e ig ed be ee he C a a d Sh i i e Beijing R al C e cial Ba k C ., Ld., i h he a i deb li i f RMB 200,000,000.00. A f Dece be 31, 2023, he h -e l a bala ce a RMB 200,000,000.00.

C. The C a ided j i a d e e al liabili g a a ee f he c edi ag ee e ig ed be ee Ha gh Oie al Y h g B ildi g Ma e ial C ., Ld. a d Ch h La g a S b-b a ch f I d ial a d C e cial Ba k f Chi a Li ied, i h he a i deb li i f RMB 210,000,000.00. A f Dece be 31, 2023, he h -e l a bala ce a RMB 210,000,000.00.

D. M . Li Weig , he ha eh lde f he C a , ided j i a d e e al liabili g a a ee f he c edi ag ee e ig ed be ee he C a a d Beijing C a a ch f I d ial a d C e cial Ba k f Chi a Li ied, i h he a i deb li i f RMB 477,500,000.00. A f Dece be 31, 2023, he h -e l a bala ce a RMB 150,000,000.00.

E. The C a ided j i a d e e al liabili g a a ee f he c edi ag ee e ig ed be ee Ji g e Oie al Y h g B ildi g Ma e ial C ., Ld. a d Ji g e Oie al Y h g B ildi g Ma e ial C ., Ld. a d Ch h La g a S b-b a ch f I d ial a d C e cial Ba k f Chi a Li ied, i h he a i deb li i f RMB 200,000,000.00. A f Dece be 31, 2023, he h -e l a bala ce a RMB 120,000,000.00.

F. The C a ided j i a d e e al liabili g a a ee f he c edi ag ee e ig ed be ee H g hi

C. The Company's total liabilities as of December 31, 2023, were RMB 150,000,000.00. As of December 31, 2023, the total assets were RMB 100,000,000.00.

G. The Company's total liabilities as of December 31, 2023, were RMB 100,000,000.00. As of December 31, 2023, the total assets were RMB 100,000,000.00.

H. The Company's total liabilities as of December 31, 2023, were RMB 150,000,000.00. As of December 31, 2023, the total assets were RMB 100,000,000.00.

I. The Company's total liabilities as of December 31, 2023, were RMB 240,000,000.00. As of December 31, 2023, the total assets were RMB 100,000,000.00.

J. The Company's total liabilities as of December 31, 2023, were RMB 105,000,000.00. As of December 31, 2023, the total assets were RMB 100,000,000.00.

K. The Company's total liabilities as of December 31, 2023, were RMB 100,000,000.00. As of December 31, 2023, the total assets were RMB 100,000,000.00.

L. The Company's total liabilities as of December 31, 2023, were RMB 120,000,000.00. As of December 31, 2023, the total assets were RMB 100,000,000.00.

M. The Company's total liabilities as of December 31, 2023, were RMB 354,995,000.00 (equivalent to 50,000,000 USD). As of December 31, 2023, the total assets were RMB 100,000,000.00.

N. The Company's total liabilities as of December 31, 2023, were RMB 100,000,000.00. As of December 31, 2023, the total assets were RMB 100,000,000.00.



C. The Company's bank deposits, including the balance of RMB 100,000,000.00. As of December 31, 2023, the ending balance is RMB 100,000,000.00.

O. The Company's identified joint liability of the company's bank deposits, including the balance of RMB 80,000,000.00. As of December 31, 2023, the ending balance is RMB 80,000,000.00.

P. The Company's identified joint liability of the company's bank deposits, including the balance of RMB 80,000,000.00. As of December 31, 2023, the ending balance is RMB 80,000,000.00.

Q. The Company's identified joint liability of the company's bank deposits, including the balance of RMB 85,000,000.00. As of December 31, 2023, the ending balance is RMB 80,000,000.00.

R. The Company's identified joint liability of the company's bank deposits, including the balance of RMB 88,000,000.00. As of December 31, 2023, the ending balance is RMB 80,000,000.00.

S. The Company's identified joint liability of the company's bank deposits, including the balance of RMB 180,000,000.00. As of December 31, 2023, the ending balance is RMB 80,000,000.00.

T. The Company's identified joint liability of the company's bank deposits, including the balance of RMB 60,000,000.00. As of December 31, 2023, the ending balance is RMB 60,000,000.00.

U. The Company's identified joint liability of the company's bank deposits, including the balance of RMB 50,000,000.00. As of December 31, 2023, the ending balance is RMB 50,000,000.00.

V. The Company's identified joint liability of the company's bank deposits, including the balance of RMB 60,000,000.00. As of December 31, 2023, the ending balance is RMB 60,000,000.00.



Ta g ha Fe g a S b-b a ch, i h he a i deb li i f RMB 50,000,000.00. A f Dece be 31, 2023, he h -e l a bala ce a RMB 50,000,000.00.

W. The C a ided j i a d e e al liabili g a a ee f he c edi ag ee e ig ed b K i g Fa i Wa e f Ma e ial C ., L d. a d Y a B a ch f Ba k f C i ca i C ., L d., i h he a i deb li i f RMB 100,000,000.00. A f Dece be 31, 2023, he h -e l a bala ce a RMB 50,000,000.00.

X. The C a ided j i a d e e al liabili g a a ee f he c edi ag ee e ig ed b G a gd g O ie al Y h g Wa e fi g E gi ee i g C ., L d. a d G a g h Ze g che g S b-b a ch f I d ial a d C e cial Ba k f Chi a Li i ed, i h he a i deb li i f RMB 165,000,000.00. A f Dece be 31, 2023, he h -e l a bala ce a RMB 49,000,000.00.

Y. The C a ided j i a d e e al liabili g a a ee f he c edi ag ee e ig ed b G a gd g O ie al Y h g B ildi g Ma e ial Tech l g C ., L d. a d H ad B a ch f G a g h G ee Fi a ce Ref a d I ai Pil Ze f I d ial a d C e cial Ba k f Chi a Li i ed, i h he a i deb li i f RMB 60,000,000.00. A f Dece be 31, 2023, he h -e l a bala ce a RMB 30,000,000.00.

Z. The C a ided j i a d e e al liabili g a a ee f he c edi ag ee e ig ed b Sha g hai O ei al Y h g Wa e fi g Tech l g C ., L d. a d Sha g hai Ba ha S b-b a ch f Ba k f Chi a Li i ed, i h he a i deb li i f RMB 50,000,000.00. A f Dece be 31, 2023, he h -e l a bala ce a RMB 20,000,000.00.

AA. The C a ided j i a d e e al liabili g a a ee f he c edi ag ee e ig ed b Sich a O ei al Y h g Wa e fi g E gi ee i g C ., L d. a d W h S b-b a ch f Ba k f Che gd C ., L d., i h he a i deb li i f RMB 1,000,000.00. A f Dece be 31, 2023, he h -e l a bala ce a RMB 1,000,000.00.

The ala f ed e ad aid h -e l a a he ed f he c e e i d i RMB 0.00, f hich he ig ifica ed e ad aid h -e l a a e a f ll :

U i : a

B i g U i	Cl i g Bala ce	B i g I ee Ra e	O e d e T i e	O e d e I ee Ra e
-----------	----------------	-----------------	---------------	-------------------

O he i c i :



Unit: RMB

Item	Classification	Item
Of which:		
Of which:		



Lab Fee	63,599,860.36	117,703,464.53
Other	30,485,358.37	19,498,469.50
Total	3,479,052,197.30	3,900,933,993.77

Unit: RMB

Item	Contract Balance	Overdue Balance
Disputed Payable	39,800.00	39,800.00
Other Payable	5,432,416,528.55	6,186,352,339.52
Total	5,432,456,328.55	6,186,392,139.52

Unit: RMB

Item	Contract Balance	Overdue Balance
Contract Disputed	39,800.00	39,800.00
Total	39,800.00	39,800.00

Other items, including significant disputed payables have been identified and have been included in the financial statements:

Unit: RMB

Item	Contract Balance	Overdue Balance
Contract Accounts	2,656,340,874.73	3,475,677,050.17
Derivatives, Securities Derivatives	1,985,463,583.69	1,733,951,778.90
Prepaid Payables	473,789,597.30	741,855,424.73
Revised Share Redemption Obligations	116,526,334.92	120,297,413.72
Equity Instruments Fair Value	139,036,995.40	49,838,195.40



Management Expenses	17,528,875.15	20,584,927.91
Other	43,730,267.36	44,147,548.69
Total	5,432,416,528.55	6,186,352,339.52

## Other items:

Unit: RMB

Item	Contractual	Other
Land	2,607,324,388.68	2,365,965,595.50
Prepaid	941,721,061.62	888,076,353.45
Contract Fee	23,667,562.98	69,509,441.21
Total	3,572,713,013.28	3,323,551,390.16

## Significant off-balance sheet items:

Unit: RMB

Item	Contractual	Other
------	-------------	-------

## Significant Change in Bank Valued Items and Pledged Undisposed

Unit: RMB

Item	Change	Realized Change
------	--------	-----------------

Unit: RMB

Item	Other	Accrued Dividend Paid	Accrued Dividend Paid	Contractual
Share Capital	116,802,502.14	3,064,043,492.07	3,042,581,045.93	138,264,948.28



II. Property, Plant and Equipment	6,070,815.98	154,326,800.36	158,866,918.37	1,530,697.97
Total	122,873,318.12	3,218,370,292.43	3,201,447,964.30	139,795,646.25

Unit: RMB

Item	Original Balance	Accumulated Depreciation	Accumulated Depreciation	Original Balance
1. Buildings	109,057,404.52	2,769,623,908.06	2,748,300,683.22	130,380,629.36
2. Intangible Assets		86,503,741.49	86,503,741.49	
3. Intangible Assets	1,111,986.34	93,650,364.55	93,418,831.99	1,343,518.90
Of which: Medical Intangible Assets	719,999.20	83,531,983.55	83,080,390.47	1,171,592.28
Work in Progress Intangible Assets	268,770.36	7,410,569.29	7,643,246.16	36,093.49
Intangible Assets	123,216.78	2,707,811.71	2,695,195.36	135,833.13
4. Right-of-use Assets	4,623,276.61	90,781,016.64	92,274,921.76	3,129,371.49
5. Intangible Assets	2,009,834.67	23,484,461.33	22,082,867.47	3,411,428.53
Total	116,802,502.14	3,064,043,492.07	3,042,581,045.93	138,264,948.28



Unit: RMB

Item	Original Balance	Adjusted Beginning Balance	Adjusted Ending Balance	Closing Balance
1. Basic Earnings	5,422,703.28	149,145,498.70	153,354,059.35	1,214,142.63
2. Other Earnings	648,112.70	5,181,301.66	5,512,859.02	316,555.34
Total	6,070,815.98	154,326,800.36	158,866,918.37	1,530,697.97

Other Items:

Unit: RMB

Item	Closing Balance	Original Balance
Value-added Tax	116,656,509.25	121,027,326.00
Contract Income Tax	440,425,830.30	461,025,519.73
Individual Income Tax	25,421,625.25	24,706,976.67
Urban Maintenance and Construction Fee	7,848,545.75	7,902,003.88
Education Charge	5,744,432.02	5,797,184.29
Late Fee	3,504,768.10	2,101,436.86
Other	3,885,426.59	2,673,578.09
Total	2,953,258.17	2,451,835.66
Total	606,440,395.43	627,685,861.18

Other Items:

Unit: RMB



Item	Contract Balance	Contract Balance
Long-term Contract Balance at the End of the Year	267,589,357.57	548,575,638.88
Long-term Payable Contract Balance at the End of the Year	1,460,000.00	2,976,803.07
Lease Liabilities Due Within One Year	28,361,416.15	26,806,633.37
Total	297,410,773.72	578,359,075.32

Other Items:

Unit: RMB

Item	Contract Balance	Contract Balance
Prepaid Deferred Tax	392,518,847.25	379,020,870.56
Total	392,518,847.25	379,020,870.56

Change of Share-based Payment

Unit: RMB

Item Name	Face Value	Deferred Item	Book Value	Accrued Item	Contract Balance	Accrued Item	Contract Balance	Accrued Item	Contract Balance	Contract Balance
Total	--	--	--							

Other Items:



Unit: RMB

Item	Classification	Amount
Prepaid Expenses		4,706,258.66
Other Receivables		1,703,963,919.89
Due from Related Parties		130,000,000.00
Accrued Income		920,486.11
Total		1,708,670,178.55

Items are classified as follows:

(1) Prepaid Expenses:

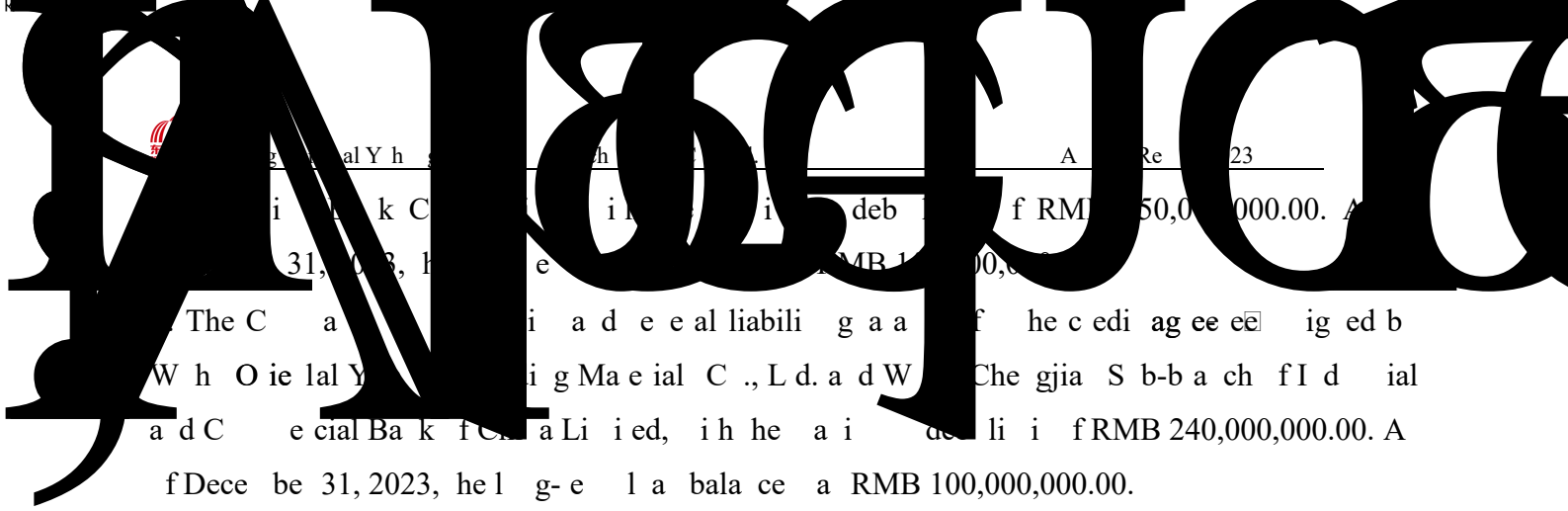
A. Mr. Li Weigang, the chairman, is the sole shareholder of Beijing Tughe Bacheng China Construction Bank Co., Ltd., which has a liability of RMB 1,300,000,000.00. As of December 31, 2023, the balance is RMB 790,000,000.00.

B. The chairman is the sole shareholder of Chengde Tiandi Engineering Co., Ltd. and Chengde Bacheng China Construction Bank Co., Ltd., which has a liability of RMB 200,000,000.00. As of December 31, 2023, the balance is RMB 200,000,000.00.

C. The chairman is the sole shareholder of Chengde Tiandi Engineering Co., Ltd. and Chengde Bacheng China Construction Bank Co., Ltd., which has a liability of RMB 800,000,000.00. As of December 31, 2023, the balance is RMB 200,000,000.00.

D. The chairman is the sole shareholder of Hebei Oriental Yuhong Building Materials Co., Ltd. and Penghalong Shibaosheng Industrial and Commercial Bank of China Limited, which has a liability of RMB 200,000,000.00. As of December 31, 2023, the balance is RMB 200,000,000.00, of which the balance is RMB 20,000,000.00.

E. The chairman is the sole shareholder of Jiye Oriental Yuhong Building Materials Co., Ltd. and Jiye Dada Shibaosheng China



Annual Report 2023

As at December 31, 2023, the total liabilities of RMB 50,000,000.00.

31, 2023, the total liabilities of RMB 100,000,000.00.

The Company's total liabilities as at the end of the reporting period are as follows:  
Wholesale Banking Materials Co., Ltd. and Wholesale Banking Finance Co., Ltd. are the main liabilities of RMB 240,000,000.00. As at December 31, 2023, the total balance is RMB 100,000,000.00.


G. The Company's total liabilities as at the end of the reporting period are as follows:  
Chengde Finance Co., Ltd. and Chengde Shanghai Road Sub-branch of Bank of China Limited, the total liabilities of RMB 80,000,000.00. As at December 31, 2023, the total balance is RMB 80,000,000.00, of which the total balance is RMB 80,000,000.00.

H. The Company's total liabilities as at the end of the reporting period are as follows:  
Wholesale Banking Building Materials Co., Ltd. and Wholesale Banking Finance Co., Ltd. are the main liabilities of RMB 132,000,000.00. As at December 31, 2023, the total balance is RMB 80,000,000.00, of which the total balance is RMB 80,000,000.00.

Table with 2 columns: Description and Amount (RMB).  
Row 1: Wholesale Banking Materials Co., Ltd. 80,000,000.00  
Row 2: Wholesale Banking Finance Co., Ltd. 52,000,000.00  
Total: 132,000,000.00

Table with 2 columns: Description and Amount (RMB).  
Row 1: Chengde Finance Co., Ltd. 80,000,000.00  
Total: 80,000,000.00

Total



Annual Report 2023  
100%  
Real Estate  
RMB 115,100,000.00  
Guangdong Yuhong Real Estate Investment Co., Ltd. and Guangdong Baohong Real Estate Investment Co., Ltd.  
December 31

100%  
Real Estate  
RMB 115,100,000.00  
Guangdong Yuhong Real Estate Investment Co., Ltd. and Guangdong Baohong Real Estate Investment Co., Ltd.  
December 31



Other Income

Unit: RMB

Item	Contract Revenue	Other Revenue	Unrealized Revenue
Engineering Revenue	17,047,028.35	7,212,437.54	
Leasing Contract Revenue	41,859,924.66	29,233,621.51	
Total	58,906,953.01	36,446,059.05	

Other Income, including lease income and other income, is recorded as follows:

Unit: RMB

Item	Other Revenue	Accrued Income	Accrued Expense	Contract Revenue	Unrealized Revenue
Engineering Revenue	610,423,884.71	132,458,918.00	53,070,539.78	689,812,262.93	See details in the Notes
Total	610,423,884.71	132,458,918.00	53,070,539.78	689,812,262.93	--

Other Income:

Unit: RMB

Item	Other Revenue	Change in Income (+/-)					Contract Revenue
		Stock	Income	Financial	Other	Subtotal	
Total	2,518,464,191.00						2,518,464,191.00

		Dec ea	c e	i ala ce
Ca ial e i ( ha e e i )	10,343,307,289.62	32,030,270.42	45,928,653.42	10,329,408,906.62
O he ca ial e e e	378,185,993.92		285,408,252.05	92,777,741.87
T al	10,721,493,283.54	32,030,270.42	331,336,905.47	10,422,186,648.49

O he I ci : I cl di g cha ge i he c e e i d, ele a lea f he cha ge :

(1) The C a h e he d he acc la ed a i a i f MB 32,010,214.86 i cl ded i e he e  
 ca ial e e e d i g h e o i g f i d f MB 32,010,214.86 i cl ded i e he e  
 i s v e i ea ha ha e

eje

ee/





Other contributions receivable has been affected by liquidation proceedings		-12,091.75				-12,091.75		-12,091.75
Change in fair value of equity instruments held	24,439,635.10	-52,300,706.74			7,819,324.11	44,521,812.16	40,429.53	20,082,177.06
II. Other contributions receivable has been classified as financial liability	-381,994.67	5,330,461.34				5,330,461.34		4,948,466.67
Transfer of receivable financial assets classified as equity	-381,994.67	5,330,461.34				5,330,461.34		4,948,466.67



Other receivables	24,057,640.43	-	46,982,337.15			-	7,819,320.00
----------------------	---------------	---	---------------	--	--	---	--------------

Other receivables, including the effective portion of the hedged item, is measured at fair value less expected credit losses.

	Item	Original balance	Impairment provision	Net amount
Safely		543,872,112.34	48,137,587.00	
	Total	543,872,112.34	48,137,587.00	

Other receivables are measured at fair value less expected credit losses.

Item	Carrying amount
Total	14,122,557,990.99

Total amount of financial assets measured at fair value less expected credit losses: +



Dividends payable	249,059,743.50	752,513,589.30
Undistributed profits	16,098,691,927.30	14,122,557,990.99

Breakdown of undistributed profits:

- 1) Dividends payable for the period, the undistributed profits are RMB 0.00.
- 2) Dividends payable for the period, the undistributed profits are RMB 584,936.81.
- 3) Dividends payable for the period, the undistributed profits are RMB 0.00.
- 4) Dividends payable for the period, the undistributed profits are RMB 0.00.
- 5) Dividends payable for the period, the undistributed profits are RMB 0.00.

Unit: RMB

Item	Current		Previous	
	Income	Cost	Income	Cost
Main business	32,165,234,847.29	23,117,115,381.54	30,354,915,150.02	22,418,697,608.92
Other business	657,293,261.13	617,745,548.60	858,920,096.22	752,795,743.79
Total	32,822,528,108.42	23,734,860,930.14	31,213,835,246.24	23,171,493,352.71

Regard the above information as correct and complete, is there any dispute?

Yes  No

Breakdown of financial assets and liabilities:

Unit: RMB

Category	Item 1	Item 2	Total
----------	--------	--------	-------



Condite

Of which:

Business area

Of which:

Bank client

Of which:

Customer

Of which:

B





Change in Cash	32,112,280,934.66	30,747,830,216.05
Change in Cash	7,466,050.67	9,784,828.86
Change in Cash	702,781,123.09	456,220,201.33

## (4) Operating Cash Flow

Of which: Recd from sales	28,676,326,248.83	25,845,804,803.21
Recd from digital sales	3,488,908,598.46	4,509,110,346.81
	657,293,261.13	858,920,096.22

Unit: RMB

Item	Current	Preceding
Basic earnings per share	76,925,543.66	86,607,790.28
Diluted earnings per share	62,174,516.08	67,759,232.97
EPS	50,729,459.57	28,362,068.94
EPS	29,616,944.61	23,146,735.42
EPS	55,576,654.56	40,015,672.23
EPS	7,817,211.39	6,875,886.69
Total	282,840,329.87	252,767,386.53

Other items:





Wages	35,768,982.80	24,285,723.51
Confessory	19,175,442.06	5,273,519.29
Deceit	14,240,418.60	12,668,930.39
Vehicle usage fee	13,715,962.83	4,750,100.65
Reading	13,475,368.95	9,656,986.04
Office	11,721,632.13	13,719,061.74
Other	73,726,447.62	47,000,503.13
Total	2,978,178,436.64	2,657,678,372.46

Other items:

Unit: RMB

Item	Current Period	Preceding Period
Electricity	271,506,208.57	255,598,896.05
Material	231,080,371.50	214,119,199.27
Deceit	26,768,536.45	17,432,163.86
Processing fee of the main product	18,480,044.46	15,328,204.58
Patent	14,153,791.33	13,250,431.68
Telephone	6,446,722.93	4,775,624.48
Office	4,687,164.79	4,413,702.67
Testing and laboratory	1,665,583.46	1,498,947.61
Other	30,862,663.95	29,898,766.91
Total	605,651,087.44	556,315,937.11

Other items:

Unit: RMB



Item	Current Period	Preceding Period
Interest Income	126,722,473.01	197,928,387.12
Interest Expense	-105,017.32	-735,388.89
Interest Income	-52,252,700.91	-71,272,385.61
Financial Charges	-12,574,186.41	17,602,736.06
Provision for Impairment	66,771,454.20	101,707,471.62
Total	128,562,022.57	245,230,820.30

Other items:

Unit: RMB

Subject	Current Period	Preceding Period
Government Subsidies	488,504,188.38	451,524,545.13
Other	810,559.98	1,097,112.79
Total	489,314,748.36	452,621,657.92

Unit: RMB

Subject	Current Period	Preceding Period
Trading Financial Assets	-914,595.62	2,000,270.00
Other Financial Assets	-10,015,857.64	-6,868,836.98
Total	-10,930,453.26	-4,868,566.98

Other items:

Unit: RMB

Item	Current Period	Preceding Period
------	----------------	------------------



I c e f l g-e e i i e e a c c e d i h h e e i e h d	3,101,561.19	6,433,503.63
I e e i c e f d i a l f l g-e e i i e e	2,698,711.44	-83,492.57
I e e i c e f a d i g f i a c i a l a e d i g h e h l d i g e i d	17,484,820.63	6,384,843.30
I e e i c e f d i a l f a d i g f i a c i a l a e	572,897.66	
D i d e d i c e f i e e i h e e i i e d i g h e h l d i g e i d	149,356.03	
I e e i c e b a i e d d i g h l d i g h e -c e f i a c i a l a e	2,154,103.97	8,267,479.21
I e e g a i f h e d i a l f h e -c e f i a c i a l a e		8,535,499.59



Other	-9,834,590.81	-7,212,437.54
Total	-752,701,974.83	-314,897,067.73

Other items:

Unit: RMB

Item	Contracted	Perfected
I. Long-term prepaid expenses	-224,418.39	-2,968,716.16
XI. Contract prepayments	-89,522,339.32	-74,796,423.51
XII. Other	-196,356,214.12	
Total	-286,102,971.83	-77,765,139.67

Other items:

Unit: RMB

Special dividend	Contracted	Perfected
Gain on disposal of subsidiaries (less than "-")	1,338,374.07	390,865.78

Unit: RMB

Item	Contracted	Perfected	Accrued
Prepaid expenses	12,440,857.78	6,552,042.60	12,440,857.78
Feasible	35,554,314.69	53,175,456.38	35,554,314.69
Total	47,995,172.47	59,727,498.98	47,995,172.47



Other items:

Unit: RMB

Item	Concluded	Unconcluded	Accounted
Expected	5,566,693.70	2,166,660.30	5,566,693.70
Liabilities			



Interest expense	-3,606,945.02
Interest income	16,699,421.64
Interest expense related to government grants	-28,682,743.64
Interest expense on different types of financial assets	92,438,596.48
Financial fees	-465,234.18
Interest charge on accounts receivable	10,272,435.54
Interest expense on other receivables (excluding "others")	-50,271,310.61
Interest income	666,493,545.10

Other items:

See detailed notes.

Shareholders' equity - attributable to equity holders

Unit: RMB

Item	Current period	Preceding period
Accumulated	340,710,604.79	1,303,664,383.95
Goodwill impairment	521,140,382.95	507,013,785.79
Financial assets	88,617,575.58	99,012,111.58
Receivables	157,611,814.38	312,401,641.58
Total	1,108,080,377.70	2,222,091,922.90

Shareholders' equity - attributable to equity holders



Net

Sales cash received from operating activities

Unit: RMB

Item	Current Period	Preceding Period
Operating activities	2,047,672,236.02	1,825,077,479.55
Investing activities	1,634,394,324.24	1,167,476,643.42
Financing activities	7,377,862.50	
Net change in cash and cash equivalents		19,736,914.09
End of period	14,431,419.47	2,735,251.37
Beginning of period	5,566,693.70	2,166,660.30
Effect of exchange rate	1,586,803.29	83,364,381.50
Other	78,290,783.23	29,540,774.21
Total	3,789,320,122.45	3,130,098,104.44

Sales cash received from investing activities

Net

Sales cash received from financing activities

Unit: RMB

Item	Current Period	Preceding Period
Borrowing	1,448,315,000.00	1,107,000,000.00
Interest received	20,474,329.00	25,387,730.41
Total	1,468,789,329.00	1,132,387,730.41

Significant cash received from other activities

Unit: RMB

Item	Current Period	Preceding Period
Net		



Shareholders' equity - attributable to shareholders

Note

Shareholders' equity - attributable to shareholders

Unit: RMB

Item	Beginning of the period	End of the period
Balance	1,000,000,000.00	2,757,000,000.00
Total	1,000,000,000.00	2,757,000,000.00

Significant changes in equity

Unit: RMB

Item	Beginning of the period	End of the period
Note		

Shareholders' equity - attributable to shareholders

Note

Shareholders' equity - attributable to shareholders:

Unit: RMB

Item	Beginning of the period	End of the period
Capital	0.00	530,000,000.00
Reserves	204,843,821.68	360,180,745.00
Total	204,843,821.68	890,180,745.00

Shareholders' equity - attributable to shareholders:

Note

Shareholders' equity - attributable to shareholders

Unit: RMB

Item	Beginning of the period	End of the period
Retained earnings	122,468,908.78	938,102,354.13



Fac i g	360,180,745.00	0.00
B i g	530,000,000.00	0.00
Lea e liabili ie	42,040,960.60	38,070,774.73
T al	1,054,690,614.38	976,173,128.86

S a e e ca h aid f he ac i i e ela ed f d- ai i g

N e

Cha ge i liabili ie a i i g f fi a ci g ac i i e

A licable N a licable

U i: RMB

I e	O e i g Bala ce	I c ea e i C e Pe i d		Dec ea e i he C e Pe i d		Cl i g Bala ce
		Cha ge i Ca h	N -ca h M e e	Cha ge i Ca h	N -ca h M e e	
Sh - e L a	6,254,330,925. 83	8,600,227,064. 49	1,797,413.23	9,854,330,925. 83	3,400,000.00	4,998,624,477. 72
L g- e L a	1,092,496,124. 99	1,730,670,178. 55	1,189,357.57	848,096,124.9 9		1,976,259,536. 12
Lea e Liabili ie	177,358,054.7 9	52,115,603.20	17,973,616.31	42,040,960.60		205,406,313.7 0
T al	7,524,185,105. 61	10,383,012,84 6.24	20,960,387.11	10,744,468,01 1.42	3,400,000.00	7,180,290,327. 54

N e

U i: RMB

S le e a i f ai	A i c e e i d	A i e i e i d
-----------------	---------------	---------------



1. Adjusted financial results		
Net profit	2,286,976,024.21	2,118,885,669.29
Plus: minority interest	1,038,804,946.66	392,662,207.40
Decrease in fair value of derivatives, financial instruments, and other financial assets	810,151,229.27	710,216,388.08
Decrease in fair value of financial assets	26,633,180.89	38,635,850.64
Available for sale financial assets	55,391,663.21	47,261,324.24
Available for sale financial assets	55,808,303.89	17,526,550.71
Losses on disposal of available for sale financial assets and other financial assets (gain or loss on disposal)	-1,338,374.07	-390,865.78
Financial assets at fair value through profit or loss (gain or loss on disposal)	-911,541.72	15,871,989.64
Losses on disposal of available for sale financial assets	10,930,453.26	4,868,566.98
Financial assets at fair value through profit or loss (gain or loss on disposal)	126,617,455.69	190,148,173.14
Impairment losses (gain or loss on disposal)	45,403,279.75	11,961,014.23
Decrease in fair value of derivatives, financial instruments, and other financial assets (gain or loss on disposal)	-270,597,191.22	-268,347,479.49
Impairment losses on available for sale financial assets (decrease in fair value on disposal)	-1,406,784.80	-13,885,991.14



Decrease in (increase in "a")	-937,930,264.30	-144,849,531.36
Decrease in (increase in "a")	-813,172,733.75	-2,370,007,987.26
Increase in (decrease in "a")	-247,805,115.03	-413,404,894.05
Other	-80,356,892.33	316,861,778.69
Net financial income	2,103,197,639.61	654,012,763.96
2 Significant income had cash receipt :		
Debt Capital		
Credit income		
Financial Income		
Net financial	65,160,922.86	26,428,061.21
3. Net income :		
Cliff fence		
Min: Cliff fence	9,740,507,537.27	14,858,317,762.67
Pl: Cliff income	8,476,816,459.18	9,740,507,537.27
Min: Cliff income		
Net income :	-1,263,691,078.09	-5,117,810,225.40



Unit: RMB

	A
Capital Reserve	194,639,800.00
Of which:	
Shanghai Oriental Yuhong Water Technology Co., Ltd.	194,639,800.00
Minority Capital Reserve	11,783,013.73
Of which:	
Shanghai Oriental Yuhong Water Technology Co., Ltd.	11,783,013.73
Reserve for Contingencies	182,856,786.27
Provision for Impairment of Financial Assets	0.00
Of which:	
	0.00
Reserve for Contingencies	182,856,786.27

Other items:

None

Unit: RMB

	A
Capital Reserve	19,859,163.71
Of which:	
Shanghai Weale New Material Co., Ltd.	4,622,000.00
De'ang Highgrade Real Estate Co., Ltd.	1,000,000.00



Xi jia g O ei al Y h g Re ai E gi ee i g C ., L d.	1,040,816.33
Sha ghai O ie al Y h g B ildi g Re ai C .,L d.	6,574,147.38
Ch g i g O ie al Y h g B ildi g Re ai Tech l g C .,L d.	510,000.00
Tia ji O ei al Y h g Re ai E gi ee i g C ., L d.	510,000.00
Jili O ei al Y h g B ildi g Re ai E gi ee i g C .,L d.	510,000.00
Zhe g h O ei al Y h g Re ai E gi ee i g C ., L d.	1,530,000.00
Ha g h O ei al Y h g U ba Re e al C ci C .,L d.	0.00
O ei al Y h g (Beiji g) Re ai E gi ee i g C ., L d.	0.00
Hai a G fe g B ildi g Ma e ial Tech l g C .,L d.	3,562,200.00
Mi : Ca ha d ca he i ale held b b idia ie he da e fl fc l	5,132,050.30
Of hich:	
Sha ghai Weal e Ne Ma e ial C .,L d	1,085,657.55
De a g H gde Real E a e C .,L d.	122,816.60
Xi jia g O ei al Y h g Re ai E gi ee i g C ., L d.	11,213.00
Sha ghai O ie al Y h g B ildi g Re ai C .,L d.	17,513.05
Ch g i g O ie al Y h g B ildi g Re ai Tech l g C .,L d.	35,588.13
Tia ji O ei al Y h g Re ai E gi ee i g C ., L d.	372.32
Jili O ei al Y h g B ildi g Re ai E gi ee i g C .,L d.	172,082.11



Zhe g h O ei al Y h g Re ai E gi ee i g C ., L d. 2,562,217.86

Ha g h O ei al Y h g U ba Re e al C ci C ., L d. 3,956.19

O ei al Y h g (Beiji g) Re ai E gi ee i g C ., L d. 999,937.50

Hai a G fe g B ildi g Ma e ial Tech l g C ., L d. 120,695.99

Pl : ca h ca h e i ale ecei ed i he c e e i d f di al f b idia ie i he e i e i d 0.00

Of hich: 0.00

Ne ca h ecei ed f di al f b idia ie 14,727,113.4- b



Of which: cash and cash equivalents in the consolidated balance sheet in the consolidated balance sheet	0.00	0.00
---	------	------

Unit: RMB

Item	Original Balance	Exchange Rate	Converted RMB Balance
Trade Receivables			
Original Balance: USD	27,560,813.15	7.0827	195,204,971.30
EUR	1,015,817.78	7.8592	7,983,515.10
HKD	1,434,479.84	0.9062	1,299,925.63
GBP	1,405,334.14	9.0411	12,705,766.49
CAD	21,655,244.51	5.3673	116,230,193.86
Ri ggi	9,462,984.87	1.5415	14,587,191.18
JPY	960,000.00	0.0502	48,192.00
Accounts Receivable			
Original Balance: USD	11,427,945.10	7.0827	80,940,706.76
EUR	645,421.82	7.8592	5,072,499.17
HKD			
GBP	119,067.36	9.0411	1,076,499.91
Long-term Prepayments			
Original Balance: USD			
EUR			
HKD			



Other Receivable			
Amount in: USD	6,322,007.03	7.0827	44,776,879.19
EUR	1,307,397.43	7.8592	10,275,097.88
HKD	10,777.93	0.9062	9,766.96
CAD	19,230.28	5.3673	103,214.68
SGD	10.63	5.3772	57.16
Payable			
Amount in: USD	794,596.10	7.0827	5,627,885.80
EUR	7,398,624.11	7.8592	58,147,266.61
HKD	13,550.00	0.9062	12,279.01
Other Payable			
Amount in: USD	3,561.65	7.0827	25,226.10
EUR	778,408.53	7.8592	6,117,668.32
HKD	9,819.62	0.9062	8,898.54
SGD	1,748.00	5.3772	9,399.35

Other items:

Available Non-liable

Unit: RMB

Item	Available	Non-liable
Electronics	271,506,208.57	255,598,896.05
Material	231,080,371.50	214,119,199.27
Debt	26,768,536.45	17,432,163.86



Pre-emptive development facilities	18,480,044.46	15,328,204.58
Patent fee	14,153,791.33	13,250,431.68
Field test	6,446,722.93	4,775,624.48
Office allowance	4,687,164.79	4,413,702.67
Technology development fee	1,665,583.46	1,498,947.61
Other	30,862,663.95	29,898,766.91
Total	605,651,087.44	556,315,937.11
Of which: Expended R&D expense	605,651,087.44	556,315,937.11
Capitalized R&D expense	0.00	0.00

Unit: RMB

Item	Original Balance	As of the end of the Period			As of the end of the Period			Closing Balance
		Real decrease expense	Other		Recognizable amount	Included in financial statements		
Total								

Significant capitalized R&D projects

Item	R&D Project	Expected cycle	Expected benefit analysis	Specific analysis	Specific analysis



None					
------	--	--	--	--	--

Details of R&D Expenses

Unit: RMB

Item	Original Balance	Accumulated Depreciation	Accumulated Depreciation	Original Balance	Impairment Test
None					

Project Name	Expected Economic Benefits	Specific Beneficial Characteristics
None		

Other Items:

None

Unit: RMB

Name of the Intangible Asset	Time of Acquisition	Cost	Percentage of Amortization	Estimated Useful Life	Amortization Method	Depreciation Basis	Accumulated Depreciation	Net Book Value	Name of the Intangible Asset
Software	August 2023	194,639,800.00	51.00%	5 years	Accelerated	194,639,800.00	69,948,605.14	124,691,194.86	Software





Accrueable	29,949,704.47	29,949,704.47
ck	15,931,080.01	15,931,080.01
Fixed asset	207,427,769.76	178,223,169.76
Intangible asset	60,986,680.26	33,093,480.26
Other receivable	27,168,402.77	27,168,402.77
Contract asset	82,434.81	82,434.81
Liability:		
La		
Accrueable	45,728,207.35	45,728,207.35
Deferred liability	8,564,670.00	
Other payable	134,007,818.33	134,007,818.33
Net asset	165,028,390.13	116,495,260.13
Minority shareholder equity		
Net asset	165,028,390.13	116,495,260.13

Debt is a kind of financial liability and liability:

Contract liability is the liability to be performed:

Other items:

Is there any hidden liability to be performed in the above items?  
 Is there any hidden liability to be performed in the above items?

Yes No



Unit: RMB

Na e f e ged a	P i f e i b a i e d i b i e c b i a i	B a i f a b i e c b i a i d e h e a e c l	M e g e d a e	B a i f d e e i a i f e g e d a e	I c e f h e e g e d a f h e b e g i i g f h e c e e i d h e d a e f e g e	N e f i f h e e g e d a f h e b e g i i g f h e c e e i d h e d a e f e g e	I c e f h e e g e d a d i g h e c a i e i d	N e f i f h e e g e d a d i g h e c a i e i d
----------------------	---	--	------------------	---	--	---	--	---

Other items:

Unit: RMB

M e g e c	
--Ca h	
--B k a l e f -c a h a e	
--B k a l e f d e b i e d a e d	
--F a c e a l e f h e e i e c i e i e d	
--C i g e c i d e a i	

Items for change:

Other items:

Unit: RMB

	M e g e d a e	E d f l a e i d
--	---------------	-----------------



Assets:		
Current Assets		
Non-current Assets		
Intangible Assets		
Liabilities:		
Current Liabilities		
Non-current Liabilities		
Equity:		
Equity attributable to shareholders		
Minority Interest		

Classification of assets and liabilities:

Other items:

Basic information, including the company's name, address, and other details, as well as the company's business scope and other relevant information.

Are there any other items that should be disclosed?

Yes/No



Beijing Oriental Yungong W



Other items:  
None



<p>Xi'gan Dugang Yuhang Construction Technology Co., Ltd.</p>	<p>100,000,000.00</p>	<p>Hebei Province</p>	<p>Xi'gan Construction Co., Hebei Province</p>	<p>Research and development of building materials, prefabricated concrete products, intelligent building decoration, intelligent construction equipment</p>	<p>100.00%</p>	<p>0.00%</p>	
<p>Liaoning Oriental Yuhang Construction Technology Co., Ltd.</p>	<p>50,000,000.00</p>	<p>Liaoning Province</p>	<p>Shengcheng Construction Co., Liaoning Province</p>	<p>All kinds of intelligent construction machinery, intelligent building materials, prefabricated building materials, intelligent building equipment</p>	<p>100.00%</p>	<p>0.00%</p>	



<p>Hea Oie al Yh g b ildi g Ma e ial Tech l g C ., L d</p>	<p>50,000,000. 00</p>	<p>He a P i ce</p>	<p>Zhe g h Ci , He a P i ce</p>	<p>B ildi g a e f c il d c a fac i g a d ale , a ic i e a e ial ale , ai ale , ai a fac i g</p>	<p>100.00%</p>	<p>0.00%</p>	
<p>Tia ji Oie al Yh g a e f e gi ee i g C ., L d</p>	<p>50,000,000. 00</p>	<p>Tia ji Ci</p>	<p>Tia ji Ci</p>	<p>B ildi g a e f a e ial ale a d e gi ee i g c c i</p>	<p>100.00%</p>	<p>0.00%</p>	
<p>Tia ji Oie al Yh g Ne Ma e ial Tech l g C ., L d</p>	<p>50,000,000. 00</p>	<p>Tia ji Ci</p>	<p>Tia ji Ci</p>	<p>Wa e f a d a ic i e a e ial , i la i a e ial de el e , a fac i g a d ale , a e f c c i , ech ical c li g a d e ice , i a d e f elf- e a ed a d age g d a d ech l gie</p>	<p>100.00%</p>	<p>0.00%</p>	



Tiaji Hinghi Ne Maerial C., Ltd	10,000,000. 00	Tiaji Ci	Tiaji Ci	Sale f ae f ae ial , a i- c i ae ial , he al i lai ae ial , bildi g ae ial ad c c i e i e	100.00%	0.00%	
Zh gke Jia g E gi ee i g Tech l g C., Ltd	100,000,000 .00	Beiji g	Beiji g	Tech ical de el e , ale f bildi g ae ial , dec a i e ae ial , lab bc ac i g	100.00%	0.00%	





<p>Beiji g W h T a I a d E T ade C ., L d</p>	<p>100,000,000 .00</p>	<p>Beiji g</p>	<p>Beiji g</p>	<p>Sale f g d , i a d e f ech l g , i a d e f g d , c l i g, a eh i g</p>	<p>100.00%</p>	<p>0.00%</p>	
<p>Beiji g Sh i Di ic O ie al Y h g ca i al kill ai i g ch l</p>	<p>5,000,000.0 0</p>	<p>Beiji g</p>	<p>Beiji g</p>	<p>B i e ai i g</p>	<p>100.00%</p>	<p>0.00%</p>	
<p>Beiji g O ie al Y h g A ic i  Tech l g C .,L d</p>	<p>30,927,835. 00</p>	<p>Beiji g</p>	<p>Beiji g</p>	<p>Tech l g de el e Tech l g c l i g Tech l g a fe Tech l g e ice Sale f a i- c i a e ial , b ildi g a e ial , dec a i e a e ial , achi e a d e i e</p>	<p>67.90%</p>		



				Warrant
				and
				restricted
Shanghai				
Oriental				
Yuhong	160,000,000	Shanghai	Shanghai	
Warrant	.00			
Technology				
Co., Ltd				



Share of Oriental Yuhong Building Materials Technology Co., Ltd	100,000,000 .00	Share of Proportion	Jiayuan, Share of Proportion	Building materials production and sales, investment in materials production and sales	100.00%		
Qidong Oriental Yuhong Construction Technology Co., Ltd	30,000,000. 00	Share of Proportion	Qidong, Share of Proportion	Building materials production and sales, investment in materials production and sales	100.00%		



<p>Jiaji Oriental Yuhong Technology Co., Ltd</p>	<p>50,000,000.00</p>	<p>Jiaji Piece</p>	<p>Nachang, Jiaji Piece</p>	<p>Technical equipment, machinery, advertising, building, technical equipment, advertising, health, accessories, materials</p>	<p>100.00%</p>		
<p>Gaogang Oriental Yuhong Advertising Co., Ltd</p>	<p>60,000,000.00</p>	<p>Gaogang Piece</p>	<p>Gaogang, Gaogang Piece</p>	<p>Sale of equipment, advertising, advertising equipment</p>	<p>100.00%</p>		
<p>Shehe Oriental Yuhong Advertising Co., Ltd</p>	<p>50,000,000.00</p>	<p>Gaogang Piece</p>	<p>Shehe, Ci, Gaogang Piece</p>	<p>Welfare, advertising, advertising, advertising, advertising, advertising</p>	<p>100.00%</p>		
<p>Sichuan Oriental Yuhong Advertising Co., Ltd</p>	<p>50,000,000.00</p>	<p>Sichuan Piece</p>	<p>Chegd, Sichuan Piece</p>	<p>Building, advertising, advertising, advertising, advertising</p>	<p>100.00%</p>		



C., Ltd				cc			
Oie al Y h g B ildi g Ma e ial (G a gd g )C .,L d	50,000,000. 00	G a gd g P i ce	G a g h , G a gd g P i ce	Sale f e i ed a , ale f di a a b ildi g a e ial , dec a i e a e ial , ai h le ale a d e ail	100.00%		
Hai a Oie al Y h g B ildi g Ma e ial Tech l g C .,L d	50,010,000. 00	Hai a	Haik Ci , Hai a P i ce	Wae f b ildi g a e ial a d c a i g ale , ech ical e ice a d c l i g	100.00%		
G a gd g Oie al Y h g B ildi g Ma e ial Tech l g C .,L d	100,000,000 .00	G a gd g P i ce	G a g h , G a gd g P i ce	P d c i a d ale f a e f b ildi g a e ial a d c a i g	100.00%		



Oie al				Sale f	
Y h g				b ildi g	
Ci il	400,000,000	Beiji g	Beiji g	a e ial , all	
B ildi g	.00			ki d f	
Ma e ial				a e f	
C ., L d				a e ial ,	
				b ildi g a d	100.00%
				i d ial	
				c a i g ,	
				a	
				a e ial	
				dec a i	
				a e ial	

H gK g				T ade,	
Oie al				a e f	
Y h g	1,274,886,0	H gk g	H gk g	a e ial	
I e e	00.00			ale ,	100.00%
C ., L d				i e e ,	
				c li g,	
				ai i g	
F daE e g				Sale f	
Sa i g	100,000,000	G a gd g	G a g h ,	he al	
Tech l g	.00	P i ce	G a gd g	i la i	100.00%
C ., L d			P i ce	a e ial	



<p>W i h a E e g S a i g G C ., L d</p>	<p>300,000,000.00</p>	<p>G a g d g P i c e</p>	<p>G a g h , G a g d g P i c e</p>	<p>The al i la i ech l g i he field f ech l g de el e , ech ical c li g, ech l g a fe , ech ical e ice b ildi g he al i la i a e ial , b ildi g a e ial</p>	<p>83.72%</p>		
<p>O ie al Y h g B ildi g Re ai Tech l g C ., L d</p>	<p>50,000,000.00</p>	<p>Tia ji Ci</p>	<p>S h Ci , Jia g P i c e</p>	<p>U de ake b ildi g dec ai k , h e e ai , i eli e i alla i</p>	<p>94.00%</p>		
<p>O ie al Y h g S a d P de Tech l g G C ., L d.</p>	<p>300,000,000.00</p>	<p>Beiji g</p>	<p>Beiji g</p>	<p>Sale f b ildi g a e ial , ha d a e a d elec ici , - e allic e , i e al d c</p>	<p>100.00%</p>		



Tia di gfe g H ldi g Li i ed	500,000,000 .00	A h i P i ce	Ch h Ci ,A h i P i ce	N e e ea ch a d de el e , d c i , ale ,i a d e b i e	100.00%		
Beiji g H g Kie Ma e ial S l Chai Ma age e C .,L d	100,000,000 .00	Beiji g	Beiji g	Tech ical de el e ,ec ic i f a i c li g, ale f b ildi g a e ial , dec a i e a e ial , achi e a d e i e	100.00%		
Y e a g O ie al Y h g Wa e f Tech l g C .,L d	110,000,000. 00	H a P i ce	Y e a g Ci ,H a P i ce	P d c i a d ale f a e f, a ic i e a d he al i lai , ad i e , b ildi g c a i g , a a d b ildi g e i e	86.36%	13.64%	

<p>Beiji g O ie al Y h g S l Chai Ma age e C .,L d</p>	<p>50,000,000. 00</p>	<p>Beiji g</p>	<p>Haik Ci , Hai a P i ce</p>	<p>R ad ca g a a i ,l adi g a d l adi g, ech ical e ice , ale f b ildi g a e ial</p>	<p>100.00%</p>		
<p>Na g Ji i a Fil Ma e ial C .,L d</p>	<p>285,000,000 .00</p>	<p>Jia g P i ce</p>	<p>Na g Ci ,Jia g P i ce</p>	<p>G d ech l g i a d e , la ic d c a fac i g a d ale , ech ical e ice</p>	<p>100.00%</p>		
<p>Ta g ha O ie al Y h g Wa e f Tech l g C .,L d</p>	<p>300,000,000 .00</p>	<p>Hebei P i ce</p>	<p>Ta g ha Ci ,Hebei P i ce</p>	<p>Tech ical de el e , ale f b ildi g a e ial , a e f c ci , i a d e b i e</p>	<p>100.00%</p>		



<p>Xiaoguo Oriental Yuhong Building Material Co., Ltd</p>	<p>80,000,000.00</p>	<p>Shaanxi Province</p>	<p>Xiaoguo City, Shaanxi Province</p>	<p>Water and electricity materials, labor materials expenses, production expenses, etc.</p>	<p>100.00%</p>		
<p>Whorl Oriental Yuhong Building Material Co., Ltd</p>	<p>50,000,000.00</p>	<p>Anhui Province</p>	<p>Whorl City, Anhui Province</p>	<p>Production expenses materials</p>	<p>100.00%</p>		
<p>Hagong Oriental Yuhong Building Material Co., Ltd</p>	<p>100,000,000.00</p>	<p>Zhejiang Province</p>	<p>Hagong, Zhejiang Province</p>	<p>Production expenses materials</p>	<p>100.00%</p>		
<p>Qigda Oriental Yuhong Building Material Co., Ltd</p>	<p>50,000,000.00</p>	<p>Shandong Province</p>	<p>Qigda, Shandong Province</p>	<p>Production expenses materials</p>	<p>100.00%</p>		
<p>Hea Oriental Yuhong Building Material Co., Ltd</p>	<p>50,000,000.00</p>	<p>Hebei Province</p>	<p>Pagou City, Hebei Province</p>	<p>Production expenses materials</p>	<p>100.00%</p>		



<p>Ji h O ie al Y h g B ildi g Mae ial C ., L d</p>	<p>150,000,000 .00</p>	<p>Lia i g P i ce</p>	<p>Ji h , Lia i g P i ce</p>	<p>P d ci a d ale f ae f c il c ai g</p>	<p>100.00%</p>		
<p>Ji g e O ie al Y h g B ildi g Mae ial C ., L d</p>	<p>50,000,000. 00</p>	<p>H bei P i ce</p>	<p>Ji g e Ci , H bei P i ce</p>	<p>Tech ical e ice a d ale f ae f ae ial , a i- c i ae ial a d he al i lai ae ial</p>	<p>100.00%</p>		
<p>H i h O ie al Y h g B ildi g Mae ial C ., L d</p>	<p>100,000,000 .00</p>	<p>G a gd gP i ce</p>	<p>H i h Ci , G a gd gP i ce</p>	<p>P d ci a d ale f ae f, a ic i e a d he al i lai b ildi g e i e al ec i ae ial , che ical d c , c c i achi e a d e i e</p>	<p>100.00%</p>		



<p>Zhejiang Oriental Yuhong Bolding Material Technology Co., Ltd</p>	<p>50,000,000.00</p>	<p>Zhejiang Province</p>	<p>Hangzhou, Zhejiang Province</p>	<p>Bolding, a factory, a subsidiary, a special, the industrial special</p>	<p>100.00%</p>		
<p>Kunming Feigong Wuerf Material Co., Ltd</p>	<p>110,000,000.00</p>	<p>Yunnan Province</p>	<p>Kunming, Yunnan Province</p>	<p>Production, a factory, a special, a subsidiary, a special</p>	<p>100.00%</p>		
<p>Xinhui Wihang New Wuerf Material Co., Ltd</p>	<p>100,020,000.00</p>	<p>Jiangxi Province</p>	<p>Ci, Jiangxi Province</p>	<p>Wuerf, a subsidiary, the industrial, a special, a subsidiary, a special, a subsidiary</p>	<p>100.00%</p>		



<p>Q a h D gfa g Y h g Sa d P de Tech l g C ., L d.</p>	<p>5,000,000.00</p>	<p>F jia P i ce</p>	<p>Q a h Ci , F jia P i ce</p>	<p>Tech ical de el e , ech ical c l a i , ech ical e ice , i a d e f g d ech l gie f he d ci f a e f a , b ildi g a e ial , dec a i e a e ial a d achi e a d e i e</p>	<p>100.00%</p>		
<p>L di O ie al Y h g Sa d P de Tech l g C ., L d.</p>	<p>10,000,000.00</p>	<p>H a P i ce</p>	<p>L di Ci , H a P i ce</p>	<p>P d ci f a ; P d ci fd i ed a , ead - i ed a a d c c e e ad i e ; Ma fac e f a e f b ildi g a e ial a d b ildi g a e ial ;</p>	<p>100.00%</p>		



Zhang Jia  
Oriental  
Yuhong  
Said 10,  
P. de  
Technology  
Co., Ltd.



				h le ale			
Ch g i g O ie al Y h g B ildi g Ma e ial Tech l g C ., L d	50,000,000. 00	Ch g i g Ci	Ch g i g Ci	All ki d f e gi ee i g c c i ac i i ie , i a d e f g d ech l g , d c i a d ale f a e f a d a i- c i a e ial f b ildi g , ech ical e ice , ale f he al a d ac ic i la i a e ial	100.00%		





<p>Guangdong Yuhong Building Materials Technology Co., Ltd.</p>	<p>50,000,000.00</p>	<p>Guangdong Province</p>	<p>Guangdong Province</p>	<p>Net assets, equity, and other comprehensive income, etc.</p>	<p>100.00%</p>		
<p>Jiayuan Filament Technology Co., Ltd.</p>	<p>30,000,000.00</p>	<p>Shanghai</p>	<p>Shanghai</p>	<p>Equity, debt, and other comprehensive income, etc.</p>	<p>100.00%</p>		



<p>Li h i O i e a l Y h g B i l d i g M a e i a l T e c h l g C . , L d.</p>	<p>50,000,000. 00</p>	<p>Zhejia g P i c e</p>	<p>Li h i C i , Zhejia g P i c e</p>	<p>Re e a c h a d d e e l e f e a e i a l e c h l g , a f a c i g f b i l d i g a e f i g e b a e d c , a l e f b i l d i g a e f i g e b a e d c , a l e f a i c i a e i a l , a f a c i g a d a l e f c a i g , a l e f h e a l i l a i a e i a l , a f a c i g a d a l e f h e a i l a i a d d i l a i a e i a l</p>	<p>100.00%</p>		
<p>H g H l d i g (B e i j i g) C . , L d.</p>	<p>5,000,000.0 0</p>	<p>B e i j i g</p>	<p>B e i j i g</p>	<p>B i e a a g e e , e c h l g d e e l e</p>	<p>100.00%</p>		



Beijing Oriental Yuhong Water Treatment Technology





<p>G a g i D gfa g Y h g B ildi g Ma e ial Tech l g C ., L d.</p>	<p>50,000,000. 00</p>	<p>G a g i Zh a g A Regi</p>	<p>Na i g Ci , G a g i Zh a g A Regi</p>	<p>Sale f b ildi g a e fi g e b a e d c , ale f ai , a fac i g f b ildi g a e fi g e b a e d c , a fac i g f ai , ale f b ildi g a e ial , ale f i la i a e ial</p>	<p>100.00%</p>		
<p>Tia ji H g e Cl d Tech l g C ., L d.</p>	<p>5,000,000.0 0</p>	<p>Tia ji Ci</p>	<p>Tia ji Ci</p>	<p>Tech ical e ice , ech l g de el e ,i f ai ech l g c li g e ice</p>	<p>100.00%</p>		





Orientation

Yuhang Pipe

Technology

Company





				ilai aerial,			
--	--	--	--	-----------------	--	--	--



<p>W ha O ie al Y h g Scie ce a d Tech l g C c i Ma e ial C ., L d.</p>	<p>250,000,000 .00</p>	<p>h bei i ce</p>	<p>W ha , H bei</p>	<p>Ma fac i g f b ildi g a e fi g e b a e d c , ale f b ildi g a e fi g e b a e d c , a fac i g f c a i g , ale f c a i g , ale fa i- c i a e ial , e ea ch a d de el e f e a e ial ech l g , ale f he al i la i a e ial , a fac i g f he al i la i a d d i la i a e ial , ale f he al i la i a d d</p>	<p>90.00%</p>		
---	----------------------------	-----------------------	-------------------------	---	---------------	--	--



				ilai aerial,			
--	--	--	--	-----------------	--	--	--





				ilai aerial,			
--	--	--	--	-----------------	--	--	--



<p>Hongji Industrial Co., Ltd.</p>	<p>500,000,000.00</p>	<p>Tianji</p>	<p>Tianji</p>	<p>Percentage,</p>	<p>100.00%</p>		
<p>Fujian Oriental Yuhong Building Materials Technology Co., Ltd.</p>	<p>50,000,000.00</p>	<p>Fujian Province</p>	<p>Fujian FFJian</p>	<p>Ne aerial technology development , building materials development and production facilities building materials development and production</p>	<p>100.00%</p>		
<p>Hong Holding (Xinhong) Co., Ltd.</p>	<p>1,000,000.00</p>	<p>Jiang Province</p>	<p>Xinhong Company, Jiang Province</p>	<p>Investment development and production and development and production</p>	<p>100.00%</p>		



<p>Beijing Oriental Yuhang Water Technology Co., Ltd.</p>	<p>64,580,600.00</p>	<p>Guangdong Province</p>	<p>Beijing Oriental Yuhang Water Technology Co., Ltd. (Guangdong Province)</p>	<p>Manufacturing, Sales, Distribution, R&amp;D, Administration, Finance, Accounting, Information Technology, etc.</p>	<p>100.00%</p>		
---	----------------------	---------------------------	--	---	----------------	--	--



<p>F h D gfa g Y h g B ildi g Ma e ial C ., L d.</p>	<p>50,000,000.00</p>	<p>F jia P i ce</p>	<p>F h ci fF jia</p>	<p>Ma fac i g f b ildi g a e fi g e b a e d c , ale f b ildi g a e fi g e b a e d c , a fac i g f c a i g , ale f c a i g , ale fa i- c i a e ial , e ea ch a d de el e f e a e ial ech l g , ale f he al i la i a e ial , a fac i g f he al i la i a d d i la i a e ial , ale f he al i la i a d d</p>	<p>90.00%</p>		
--	----------------------	-------------------------	--------------------------	---	---------------	--	--



				ilai aerial,			
--	--	--	--	-----------------	--	--	--




<p>H Beijing Yuhong Xi'gfane Material Co., Ltd.</p>	<p>33,000,000.00</p>	<p>H Beijing Price</p>	<p>Yichang City, H Beijing Price</p>	<p>Sealafacilitating, special chemical products, building materials, chemical products, building materials, chemical products</p>	<p>69.09%</p>		
<p>Gaogong Oriental Yuhong Real Estate Co., Ltd.</p>	<p>50,000,000.00</p>	<p>Gaogong Price</p>	<p>Gaogong, Gaogong</p>	<p>Company, real estate</p>	<p>100.00%</p>		
<p>Nanjing Hanghai Construction Co., Ltd.</p>	<p>50,000,000.00</p>	<p>Jiang Price</p>	<p>Nanjing, Jiang Price</p>	<p>Construction, real estate, real estate, real estate</p>	<p>100.00%</p>		



Qingdao Real Estate Co., Ltd. 115,127,460.00

Jiaqing Real Estate Co., Ltd. 50,000,000.00

Beijing Real Estate Co., Ltd. 1,000,000.00





				e c.			
O ie al Y h g (A e ica) De el e .L d	77,858,597. 60	A e ica	Pe l a i a	Re ea chi g ab Wa e f Ma e ial	100.00%		



<p>Ni g ia A chi ec a l De ig a d Re ea ch I i e C ., L d.</p>	<p>40,000,000. 00</p>	<p>Ni g ia H i A Regi</p>	<p>Yi ch a Ci , Ni g ia H i A Regi</p>	<p>I d ial a d ci il c c i e gi ee i g a d ici al e gi ee i g de ig , high a ecial de ig , elec ic e ecial de ig , la d ca e de ig , ba la i g e gi ee i g e a d ea e e , ge ech ical e gi ee i g c c i f da i i ec i , ai c e i ec i , c c i da i g e ie , jec c ac i g a d e i i ech l g</p>	<p>71.90%</p>		
--	---------------------------	-----------------------------------	--	--	---------------	--	--



				de el e a d c l a i e ice			
--	--	--	--	------------------------------------	--	--	--



				Net	
				operating	
				income	
Xinhu				development	
Dongfang				investment	
Yuhong	54,663,300	Jiang	Xinhu	, equity	100.00%
Net		000,000	Ci, Jiang	income	
Material			Price	income	
Co., Ltd.				income	
				income	
				income	
				income	

Hefei  
 Oriental  
 Yuhong  
 Building



W ha D gfa g Y h g Ji gh g Tech l g E gi ee i g C ., L d.	10,000,000.	h bei i ce	W ha , H bei	E gi ee i g a d ech l g e ea ch a d e e i e al de el e , ca b e i i ed c i	100.00%
Beiji g Ge gd H e I e e C ., L d.	500,000,000	Beiji g	Beiji g	B i e a age e c l i g	100.00%
O ie al Y h g I e e (SINGA PORE)(P e. ) L d.	5,377.20	Si ga e	Si ga e	Sale f Wa e f Ma e ial a d I e e	100.00%
H bei O ie al Y h g B ildi g Ma e ial Tech l g C ., L d.	50,000,000.	H bei i ce	W ha , H bei	Ma fac i g f b ildi g a e fi g e b a e d c , ale f b ildi g a e fi g e b a e d c ,	52.00%



<p>Ha da O ie al Y h g B ildi g Ma e ial C ., L d.</p>	<p>10,000,000. 00</p>	<p>Hebei P i ce</p>	<p>Ha da Ci ,Hebei P i ce</p>	<p>Sale f c c i a e fi g e b a e d c , a i- c i a e ial , a d c a i g</p>	<p>51.00%</p>		
<p>Ca g h D gfa g Y h g C c i Tech l g C ., L d.</p>	<p>10,000,000. 00</p>	<p>Hebei P i ce</p>	<p>Ca g h Ci ,Hebei P i ce</p>	<p>Ma fac i g f e b ildi g a e ial , a fac i g f b ildi g a e fi g e b a e d c ,</p>	<p>52.00%</p>		
<p>Sha ghai O ie al Y h g Ne Ma e ial Sale C ., L d.</p>	<p>10,000,000. 00</p>	<p>Sha ghai</p>	<p>Sha ghai</p>	<p>Sale f b ildi g a e ial , ale f b ildi g dec a i a e ial , ale f b ildi g a e fi g e b a e d c , ale f i la i a e ial ,</p>	<p>100.00%</p>		



H a O ie al Y h g B ildi g Ma e ial C ., L d.	50,000,000. 00	H a P i ce	Cha gde Ci ,H a P i ce	E gi ee i g a e fi g a e ial , a i- c i a e ial , he al i la i a e ial	100.00%		
I e M g lia O ie al Y h g Ne Ma e ial C ., L d.	10,000,000. 00	I e M g lia A Regi	I e M g lia A Regi	Pai a fac i g, e a e ial ech l g e ea ch a d de el e	100.00%		
Xi jia g O ie al Y h g B ildi g Ma e ial Tech l g C ., L d.	50,000,000. 00	Xi jia g U g A Regi	U i, Xi jia g	Sale f b ildi g a e ial , ale f i la i a e ial , ale f ai ,	100.00%		
Tia ji H gde Ne Ma e ial C ., L d.	5,000,000.0 0	Tia ji Ci	Tia ji Ci	Wa e f a e ial , a i- c i a e ial , he al i la i a e ial	100.00%		



<p>Heilijia gOieal Yh g Bildi g Maerial Tech l g C., L d.</p>	<p>50,000,000. 00</p>	<p>Heilijia g P i ce</p>	<p>Ha bi Ci , Heilijia g P i ce</p>	<p>Ne aeial ech l g e ea cha d de el e , c c i ae fi g e b a e d c a fac i g</p>	<p>100.00%</p>		
<p>Tia ji Oieal Yh g Ne Maerial C., L d.</p>	<p>100,000,000 .00</p>	<p>Tia ji Ci</p>	<p>Tia ji Ci</p>	<p>Ma fac i g f bildi g ae fi g e b a e d c , ale f bildi g ae fi g e b a e d c</p>	<p>65.00%</p>		
<p>Oieal Yh g He Tech l g C., L d.</p>	<p>10,000,000. 00</p>	<p>Tia ji Ci</p>	<p>Tia ji Ci</p>	<p>Tech l g i ad e ; a ia ae ale ; a ia ae a fac i g;</p>	<p>100.00%</p>		



Zhejiang Oriental Yuhang Waerf Technology Co., Ltd.	50,000,000.00	Zhejiang Province	Hangzhou, Zhejiang	Research and development of aerial technology; aircraft manufacturing; aircraft maintenance; aircraft repair; aircraft overhaul;	100.00%		
Guangdong Yuhang Saide Technology Co., Ltd.	10,000,000.00	Guangdong Province	Guangzhou, Guangdong	Manufacturing of electronic devices, accessories - electronic materials and devices	100.00%		
Sichuan Oriental Yuhang Building Materials Co., Ltd. (hereinafter referred to as "Sichuan Building Materials")	50,000,000.00	Sichuan Province	Decheng, Sichuan Province	Manufacturing of building materials; aircraft maintenance; aircraft repair; aircraft overhaul; aircraft manufacturing	100.00%		

Unit: RMB

Shareholders have the right to elect and dismiss directors and supervisors.

Half of the shareholders have the right to elect and dismiss directors and supervisors: first-class shares have the right to elect and dismiss directors and supervisors, and the other half have the right to elect and dismiss supervisors.



... a ... age ... a ... ci al: O he i ... ci : ac i i i ... eh d: h gh  
 e abli h e ... i e e , b i e ... ege de he a ec l, a d b i e ... ege  
 de diffe e c l.

Unit: RMB

Na e f b idia ie	Ra i f ha eh ldi g b i i ha eh lde	P f i a d l i i ha eh lde f he c e e i d	Di ide d ha e decla ed i i ha eh lde f he c e e i d	E d- e i d bala ce fi e e i i ha eh lde
Sha ghai O ie al Y h g Wa e f Tech l g C .L.d.	0.31%	-2,290,658.25		-189,026.79

S a e e ega di g he he i f ha eh ldi g held b i i ha eh lde i  
 c i e i h ha f i g igh i he b idia :  
 O he i ... ci :

Unit: RMB

Na e f b idi a ie	Cl i g bala ce						O e i g bala ce					
	C e a e	N - c e a e	T al a e	C e liabili i e	N - c e liabili i e	T al Liabili ie	C e a e	N - c e a e	T al a e	C e liabili i e	N - c e liabili i e	T al Liabili ie
Sha g hai O ie al Y h g Wa e f Tech l g C .	5,070, 448,25 1.12	888,90 4,509. 46	5,959, 352,76 0.58	4,124, 254,16 2.72	269,20 1.75	4,124, 523,36 4.47	7,149, 144,34 3.65	761,79 0,440. 99	7,910, 934,78 4.64	6,205, 401,38 4.52	467,78 8.80	6,205, 869,17 3.32



L d.												
------	--	--	--	--	--	--	--	--	--	--	--	--

Unit: RMB

Name of Subsidiary	Consolidated				Parent			
	Operating Income	Net Profit	Other Income	Capital Gains	Operating Income	Net Profit	Other Income	Capital Gains
Shanghai Oriental Yuhang Wealth Management Technology Co., Ltd.	4,520,016,219.34	170,810,464.60	170,810,464.60	258,712,922.81	5,888,475,002.87	201,486,426.09	201,486,426.09	62,221,176.03

Other items:

Other items:



## (1) Decision on change of shareholding structure of subsidiary

The Company originally held 60% of the shares of Hubei Yuhong Xi'gan Materials Co., Ltd. (hereinafter referred to as Hubei Xi'gan). In June 2023, the Company signed a new agreement with Hubei Silicium Xi'gan Venture Capital Partnership (Limited Partnership) which subscribed 9.0606% of the shares of Hubei Xi'gan. The Company subscribed for RMB 3.1889 million. When the subscription was completed, the Company held 69.0606% of the shares of Hubei Xi'gan. This transaction resulted in a decrease of RMB 20,100 in the Company's capital reserve and a decrease of RMB 20,100 in its retained earnings.

Wuhan Eeg Saigong Co., Ltd., a subsidiary of the Company, originally held 53% of the shares of Shanghai Yaghe Materials Technology Co., Ltd. (hereinafter referred to as Shanghai Yaghe) under its control. In addition, Wuhan Eeg Saigong Co., Ltd., a subsidiary of the Company, subscribed 47% of the shares of Shanghai Yaghe. This transaction resulted in a decrease of RMB 45.9287 million in the Company's capital reserve and a decrease of RMB 45.9287 million in its retained earnings.

## (2) Information on shareholding structure of subsidiary

Unit: RMB

	Hubei Xi'gan	Shanghai Yaghe
Parent Company/Divisional Company	3,188,899.84	
--Cash	3,188,899.84	
--Financial assets		
Total Parent Company/Divisional Company	3,188,899.84	
Minority Shareholders of subsidiary	3,208,955.40	45,928,653.42
Minority Shareholders of subsidiary		
Difference	20,055.56	45,928,653.42



Of which: Adjunctive financial expenses	20,055.56	45,928,653.42
Adjunctive expenses		
Adjunctive financial		

Other items:

Name of expenses category	Main business	Regional	Business nature	Shareholding		Accounting method and category
				Direct	Indirect	

Elaborate the shareholding structure of the company and the difference between the  
shareholding:

Based on the shareholding structure, the company has 20% shareholding, the shareholding  
20% of the shareholding structure:

Unit: RMB

	Classification/Accounting method	Ownership/Accounting method
Capital		
Of which: Cash and cash equivalents		
Non-current assets		
Tangible		
Liabilities		



N -c e liabili ie		
T al Liabili ie		
Mi i ha eh lde e i		
E i a ib able he ha eh lde f a e c a		
Sha e f e a e b ha eh ldi g a i		
Adj e		
--G d ill		
--U eali ed fi f i e al a ac i		
--O he		
B k a l e f e i i e e i a cia e		
Fai a l e f e i i e e i a cia e i h bliel ed ice		
O e a i g i c e		
Fi a cial E e e		
I c e Ta E e e		
Ne fi		
Ne fi f di c i ed e a i		
O he c ehe i e i c e		
T al c ehe i e i c e		
Di ide d ecei ed f a cia e		



digital		
---------	--	--

## Other

Unit: RMB

	Classification/Item	Classification/Item
		Sichuan Oriental Yuhong Building Material Co., Ltd.
Current		183,744,344.52
Non-current		231,283,108.04
Total		415,027,452.56
Current liabilities		190,965,190.09
Non-current liabilities		101,681,250.00
Total Liabilities		292,646,440.09
Net		122,381,012.47
Minority interest		
Equity attributable to shareholders		122,381,012.47
Shareholders		59,966,696.11
Reserves		107,619,610.07
Minority interest		
Unrealized financial assets		
Other		107,619,610.07
Bank fees		167,586,306.18



Business

Business  
Business

Business

620.6



Unit: RMB

Na e f j i e e a c i a e d e e i e	Acc la ed ec g i ed l e i h e e i e i d	U ec g i ed l e i h e c e e i d ( e f i h a e d i h e c e e i d)	Acc la ed ec g i ed l e a h e e d f h e e i d
---------------------------------------	---	---	---

Other items:

Na e f J i Ve e	P i c i a l P l a c e f B i e	P l a c e f R e g i a i	B i e N a e	S h a e h l d i g R a i / S h a e E j e d	
				D i e c	I d i e c

Eliminate the impact of the held equity investment in the difference of the  
figure:

If the equity is a long-term investment, the classification of the equity is as follows:

Other items:

Decide the classification of the equity:

Available for sale

Reaffirm the equity investment in the bid of the equity

Available for sale

Available for sale

Unit: RMB



Accounting	Original Balance	Amortization	Accumulated Depreciation	Accumulated Impairment Loss	Other Changes	Ending Balance	Relationship
Deferred Income	371,284.62			139,231.56		232,053.06	Related
Deferred Income		343,900.00		71,645.80		272,254.20	Related
Deferred Income	6,421,513.99	4,952,480.00		206,928.74		11,167,065.25	Related
Deferred Income		18,000,000.00		33,457.25		17,966,542.75	Related
Deferred Income		1,400,000.00		72,916.65		1,327,083.35	Related
Deferred Income	20,788,197.78			1,097,173.44		19,691,024.34	Related
Deferred Income	25,858,333.29			2,900,000.04		22,958,333.25	Related
Deferred Income	2,519,165.45			795,525.87		1,723,639.58	Related
Deferred Income	1,590,909.13			381,818.16		1,209,090.97	Related
Deferred Income	491,249.93			491,249.93			Related
Deferred Income	1,106,666.71			159,999.99		946,666.72	Related
Deferred Income	513,333.37			219,999.99		293,333.38	Related
Deferred Income	2,709,383.29			759,800.01		1,949,583.28	Related



Deferred income	2,700,000.00			540,000.00		2,160,000.00	Accrued
Deferred income	13,793,134.92			1,097,815.08		12,695,319.84	Accrued
Deferred income	308,333.37			99,999.96		208,333.41	Accrued
Deferred income	88,794,399.96			5,223,200.04		83,571,199.92	Accrued
Deferred income	14,128,499.99			905,999.99		13,222,500.00	Accrued
Deferred income	551,000.00			114,000.00		437,000.00	Accrued
Deferred income		6,000,000.00		137,500.00		5,862,500.00	Accrued
Deferred income		270,000.00				270,000.00	Accrued
Deferred income	4,311,060.04			718,509.96		3,592,550.08	Accrued
Deferred income	1,929,999.96			386,000.04		1,543,999.92	Accrued
Deferred income	3,803,800.04			543,399.96		3,260,400.08	Accrued
Deferred income		4,795,301.34		51,378.24		4,743,923.10	Accrued
Deferred income		267,100.00		40,065.03		227,034.97	Accrued
Deferred income	1,268,750.00			75,000.00		1,193,750.00	Accrued
Deferred income		1,235,000.00		43,783.30		1,191,216.70	Accrued
Deferred income	41,571,875.16			2,668,507.92		38,903,367.24	Accrued



Deferred income	36,549,763.41			3,174,228.00		33,375,535.41	Accrued
Deferred income	7,334,827.50	14,920,600.00		724,167.45		21,531,260.05	Accrued
Deferred income		500,000.00		25,000.02		474,999.98	Accrued
Deferred income	19,332,163.60			637,924.92		18,694,238.68	Accrued
Deferred income		4,946,600.00		206,108.35		4,740,491.65	Accrued
Deferred income	10,737,464.98			1,204,201.68		9,533,263.30	Accrued
Deferred income		310,000.00		56,833.37		253,166.63	Accrued
Deferred income		2,143,700.00		71,456.68		2,072,243.32	Accrued
Deferred income	18,000,000.00			4,500,000.00		13,500,000.00	Accrued
Deferred income		1,980,000.00		99,000.00		1,881,000.00	Accrued
Deferred income	46,411,226.08			2,396,123.16		44,015,102.92	Accrued
Deferred income	18,973,619.96			2,108,180.04		16,865,439.92	Accrued
Deferred income	4,886,441.47			492,750.36		4,393,691.11	Accrued
Deferred income		34,845,538.00		2,611,500.03		32,234,037.97	Accrued
Deferred income	5,037,210.03			559,689.96		4,477,520.07	Accrued
Deferred income	2,063,489.75			208,083.00		1,855,406.75	Accrued



Deferred income		5,180,000.00		388,500.03		4,791,499.97	Accrued
Deferred income	7,680,000.00			1,920,000.00		5,760,000.00	Accrued
Deferred income	14,875,000.00			1,477,666.63		13,397,333.37	Accrued
Deferred income	31,568,333.35			1,634,333.33		29,934,000.02	Accrued
Deferred income		16,000,000.00		333,333.35		15,666,666.65	Accrued
Deferred income	7,822,000.12			1,273,999.95		6,548,000.17	Accrued
Deferred income	3,000,000.00			300,000.00		2,700,000.00	Accrued
Deferred income	16,919,700.04			1,127,979.96		15,791,720.08	Accrued
Deferred income	89,553,025.38			1,304,465.04		88,248,560.34	Accrued
Deferred income	1,007,250.00			51,000.00		956,250.00	Accrued
Deferred income	1,000,000.00			50,000.04		949,999.96	Accrued
Deferred income	24,030,069.76			492,083.40		23,537,986.36	Accrued
Deferred income		14,040,000.00		58,500.00		13,981,500.00	Accrued
Deferred income	4,988,260.80			2,394,365.16		2,593,895.64	Accrued
Deferred income	3,123,147.48			1,205,941.44		1,917,206.04	Accrued
Deferred income		328,698.66		8,217.48		320,481.18	Accrued



## A licable N a licable

U i : RMB

Acc i g acc	A i c ed hi e i d	A i c ed la e i d
O he i c e	1,050,000.00	540,000.00
O he i c e	3,000,000.00	1,000,000.00
O he i c e	2,114,000.00	2,341,000.00
O he i c e	3,000,000.00	3,000,000.00
O he i c e	1,539,384.60	8,916,357.10
O he i c e	15,927,301.73	9,488,254.06
O he i c e	13,784,600.00	11,790,000.00
O he i c e	2,233,195.00	16,161,700.00
O he i c e	10,277,491.00	19,822,421.79
O he i c e	172,950,000.00	172,620,000.00
O he i c e	38,800,000.00	19,822,421.79
O he i c e	3,560,000.00	16,161,700.00
O he i c e	10,600,000.00	
O he i c e	4,251,968.90	
O he i c e	5,355,300.00	
O he i c e	8,550,000.00	
O he i c e	3,687,665.00	
O he i c e	1,722,431.00	
O he i c e	1,118,849.25	
O he i c e	85,347,629.66	
O he i c e	2,108,180.04	2,108,180.04
O he i c e	4,500,000.00	4,500,000.00
O he i c e	2,900,000.04	2,900,000.04

g O i e	h	23,200.0	200.00
e		74,228.00	7,977.94
e		68,507.92	68,507.92
O h e i c e		76,665,891.04	146,848,459.17

O h e i c i :

The ai fi a cial i e f he C a i cl de e a f d , e ecei able, acc  
 ecei able, ecei able fi a ci g, he ecei able , c ac a e , adable fi a cial a e , deb  
 i e e , i e e i he e i i e , he -c e fi a cial a e , h -e  
 b i g, e a able, acc a able, c ac liabili e , he a able , -c e  
 liabili e d e i hi e aa , l g-e b i g, lea e bliga i , a d l g-e a able .  
 De ail f each fi a dial i e ha e b e d i he i e a s t e . The i k a cia ed  
 i h he e f i a cial i e' a d h e c i a a g e e , i d e ad a ed b  
 s q s s p e

! c j l q e



Financially sound, creditworthy, highly liquid, and highly liquid, the Company has fully established the credit system. Based on the financial status, credit record and other factors (e.g. the amount of the debt), the company has established the credit system. For the highly liquid, the company has established the credit system, and the company has established the credit system.

The debt of the Company is creditworthy and the capital structure is reasonable. The Company's credit record is good and the financial status is sound. The Company has established the credit system.

The Company's credit record is good and the financial status is sound. The Company has established the credit system.

As of the end of the reporting period, the company's debt structure is reasonable, with the debt structure of 20.81% of the total (2022: 24.62%); as of the end of the reporting period, the company's debt structure is reasonable, with the debt structure of 46.11% of the total (2022: 46.11%)

The company's credit record is good and the financial status is sound.

The company's credit record is good and the financial status is sound. The company's credit record is good and the financial status is sound.

The company's credit record is good and the financial status is sound. The company's credit record is good and the financial status is sound.

The company's credit record is good and the financial status is sound. The company's credit record is good and the financial status is sound.

--	--	--	--	--



Fi a cial liabili ie :				
Sh -e b i g	499,862.45	-	-	499,862.45
N e a able	81,824.08	-	-	81,824.08
Acc a able	347,905.22	-	-	347,905.22
O he a able :	543,430.21	-	-	543,430.21
O he c e liabili ie (e cl di g defe ed i c e)	39,251.88	-	-	39,251.88
L g-e b i g	26,758.94	75,000.00	95,867.02	197,625.96
L g e acc a able	146.00	146.00	5,110.00	5,402.00
Fi a cial				

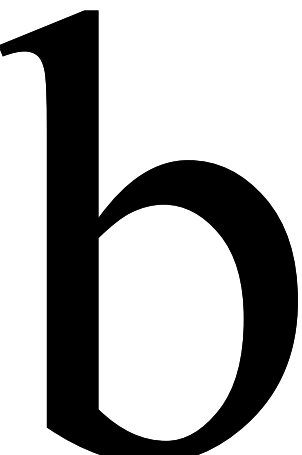
The a al i f he a i ie f he fi a cial a e a d liabili ie a d ff-bala ce hee g a a ee  
ie di c 258g

3 ! I

q q q e e

f

MCBB ED O C





The amount of the ...

Make ...

IRR

IRR ...

The ...

The ...

... (Unit: RMB million):

Financial assets		
Financial liabilities	479,862.45	524,277.38
Shareholding	479,862.45	524,277.38



Financial expenses		
Financial income	911,950.07	1,053,921.68
Material	911,950.07	1,053,921.68
Financial liabilities	217,625.95	210,405.32
Shareholding	20,000.00	101,155.71
Long-term	197,625.95	109,249.61

Financial expenses held the balance due have the Company financial expenses, the acquisition of fixed assets and the absorption of subsidiaries and the acquisition of financial expenses and the change in the balance due. Financial expenses held the balance due have the Company cash flow expenses, the acquisition of fixed assets and the absorption of subsidiaries and the change in the balance due. The acquisition of subsidiaries and the change in the balance due.

Company

Company effective the independent financial expenses of cash flow and the change in the balance due. Company cash flow and the change in the balance due. The acquisition of subsidiaries and the change in the balance due.

Exchange rate of the independent financial income and cash flow and the change in the balance due. The effective the balance due and the change in the balance due.

On December 31, 2023, the financial expenses and financial liabilities were RMB million (unit: RMB 10,000):

--	--	--



USD	565.31	47,105.87	32,092.26	11,239.74
EUR	6,426.49	1,230.42	2,333.11	5,074.13
BYP	-	-	1,378.23	874.10
HKD	2.12	8.66	130.97	157.45
CAD	-	-	11,633.34	11,073.43
Ri ggi	-	4,442.33	1,458.72	2,753.40
JPY	-	-	4.82	-
SGD	0.94	-	0.01	-

The group fully considers the economic risk which could be brought by currency fluctuations. Furthermore, the group has taken a reasonable and effective economic risk. However, the management is unable to fully mitigate the economic risk and will consider hedge against economic risk in the future.

With the variable exchange rate, the possible exchange rate fluctuations of the RMB will have a significant impact on the financial performance of the group (Unit: RMB 10,000)

USD currency	5%	1,475.79	5%	652.94
USD currency	-5%	-1,475.79	-5%	-652.94
EUR currency	3%	-81.13	3%	-4.81
EUR currency	-3%	81.13	-3%	4.81
CAD currency	4%	465.29	4%	321.92
CAD currency	-4%	-465.29	-4%	-321.92
HKD currency	5%	2.77	5%	11.37
HKD currency	-5%	-2.77	-5%	-11.37



Ri ggi c e c a e l	4%	58.35	4%	13.33
Ri ggi c e c a e i	-4%	-58.35	-4%	-13.33
GBP c e c a e l	4%	53.96	4%	0.15
GBP c e c a e l	-4%	-53.96	-4%	-0.15
JPY c e c a e l	3%	0.14	3%	-
JPY c e c a e i	-3%	-0.14	-3%	-
SGD c e c a e l	5%	-0.05	5%	-
SGD c e c a e i	-5%	0.05	-5%	-

### 1. A e Ma age e

The bjec i e f he C a ca ial a age e lic i afeg a di abili c i e a a g i g c ce i de ide e f ha eh lde a d be efi f he akeh lde , hile ai ai i ga i alca ial c e ed ce he c fca ial.

I de ai ai adj i ca ial c e, he C a a adj i fi a ci g e h d , adj he a fdi ide d aid ha eh lde , e ca ial ha eh lde , i e e ha e a d he e i i e , ella e ed ce deb .

The C a i i ca ial c e he bai fa e-liabili ai (ie T al liabili ie di ided b ala e ). A a Dece be 31, 202 3, he a e-liabili ai f he C a a 43.90 % (O Dece be 31, 202 2 : 46.2 5%).

### 2. Hedgi g

A licable N A licable



Hedging income
Hedging expense

Other items:

Assets Non-Assets

Assets Non-Assets

Unit: RMB

Trade	Non-trade	Assets	Liabilities	Assets	Liabilities
Receivable	Payable	961,829,468.22	Partial	None	None
Accounts receivable	Accounts payable	588,088,793.67	Full	None	None
Bill discount	Receivable financing	3,496,174,101.18	Full	Trade	Trade
Total		5,046,092,363.07			

Assets Non-Assets

Unit: RMB

Item	Trade	Assets	Gain/Loss
Accounts payable	Receivable	579,588,148.61	-15,441,872.28
Accounts payable	Accounts receivable	588,088,793.67	-28,088,793.67
Receivable Financing	Bill discount	3,496,174,101.18	-30,980,537.98



Total		4,663,851,043.46	-74,511,203.93
-------	--	------------------	----------------

Assets Non-Assets

Operating Expenses:

Unit: RMB

Item	Financial Performance Indicators			
	Period 1 Financial Results	Period 2 Financial Results	Period 3 Financial Results	Total
I. Current Assets	--	--	--	--
Intangible Assets	43,891,394.00		592,008,793.31	635,900,187.31
(1) Intangible Assets			592,008,793.31	592,008,793.31
(2) Intangible Assets	43,891,394.00			43,891,394.00
Operating Expenses			262,572,338.19	262,572,338.19
iii. Operating Expenses			255,881,060.28	255,881,060.28
II. Non-current Assets	--	--	--	--



Le el 1: Quedice fa e a e liabili ie i aci e a ke ( adj ed).

Le el 2: Di ec ( ice ) i di ec (ded ced f he ice ) e f he e cei able i al e i ead f he a ke ice fa e liabili ie i Le el 1.

F fi a cial i e adedi aci e a ke , he C a de e i e hei fai al e ba ed hei aci e a ke ai . F fi a cial i e adedi aci e a ke , he C a de e i e hei fai al e ia he al ai e h d . The al ai del ed a e ai l he di c ed ca h fl del a d he c a able c a del. The i al e f he al ai ech i e ai l i cl de i k-fee i e e a e , be ch a ki e e a e , e cha ge a e , c edi ead , li idi e i , a d lack fli idi di c .

Le el 3: A e liabili ie e a i ha i ba ed b e able a ke da a ( b e able i ).

D i g he ea , he e a c e i be ee Le el 1 a d Le el 2 i he fai al e ea e e f he C a fi a cial a e a d fi a cial liabili ie , a he e a a fe i fLe el 3.

N a licable

N a licable

N a licable





S g D gfa g Y h g B ildi g Ma e ial Tech l g C .,L d.	J i - ck c a f he c a
Sha ghai Well ech Ne Ma e ial C .,L d.	J i - ck c a f he c a
Hai a Fak g Y h g B ildi g Ma e ial Tech l g C .,L d.	J i - ck c a f he c a
Ya a Xi h g Wa e f Tech l g C .,L d.	J i - ck c a f he c a
G a g h Gee G ld S ee Gee B ildi g Ma e ial C .,L d.	J i - ck c a f he c a
Dalia De ai Y h g B ildi g Ma e ial Tech l g C .,L d.	J i - ck c a f he c a
Mei ha Oie al Y h g C ci E gi ee i g C .,L d.	J i - ck c a f he c a
Zi a g Ai Y h g Wa e f E gi ee i g C .,L d.	J i - ck c a f he c a
H i h Ga g a Y h g Ne Ma e ial Tech l g C .,L d.	J i - ck c a f he c a
Jiache g Y h g B ildi g Ma e ial (G a gd g) C .,L d.	J i - ck c a f he c a

O he i ci

Na e f he ela ed a ie	Rela i hi i h he c a
X Li i	Sha eh lde i h 2.87% f ha e i al
Xia g Ji i g	Sha eh lde i h 0.88% f ha e i al
Wa g R i	S e f he h ldi g ha eh lde f he c a
Beiji g Ge E i E gi ee i g & Tech l g , I c. (He ei af e efe ed a Ge E i )	U de c l i h he a ec lle
She he Kaie Ha ia g I d ial C .,L d.	A e e i e de he c l f he a ec lle
Di ec , a age , CFO a d he B a d Sec e a	Ke a age e e el

O he i ci

## Production and laboratory expenses

Unit: RMB

Relationship	Classification	Accrued liability	Transaction	Execution	Transaction liability
Germany	Material purchase	713,857,350.23		N	593,295,830.56
Sichuan Building Material	Production cost	48,966,254.32		N	696,201,599.41
Yeda Construction	Material purchase	19,029,244.77		N	24,454,752.40
	Material purchase	5,534,153.62		N	
Leihong Deeloo Oriental Yuhong Building Material Technology Co., Ltd.	Material purchase	791,356.17		N	
Shanghai Weierhai Material Co., Ltd.	Material purchase	412,222.23		N	

## Production and laboratory

Unit: RMB

Relationship	Classification	Accrued liability	Transaction liability
--------------	----------------	-------------------	-----------------------



Fujian Oriental Yuhong Building Materials Technology Co., Ltd.	Material	71,595,944.98	
Sichuan Building Materials	Material	68,391,397.94	431,453,223.17
Ge E i	Material and cost	41,931,391.48	43,258,079.11
Hainan Faking Yuhong Building Materials Technology Co., Ltd.	Material	24,203,246.38	
Yaxi Hing Waerf Technology Co., Ltd.	Material	8,968,618.27	
Meihua Oriental Yuhong Construction Engineering Co., Ltd.	Material	5,293,819.93	
Jiang Re ai	Material	4,286,772.84	1,755,573.77
Leih De el e Oriental Yuhong Building Materials Technology Co., Ltd.	Material	4,133,795.16	
Yeda Construction	Material	3,585,199.66	13,519,485.38
Ziagai Yuhong Waerf Engineering Co., Ltd.	Material	2,986,167.27	
Gaogh Gee Gld See Gee Building Materials Co., Ltd.	Material	1,948,611.69	
Yichang Chegfadfga Yuhong Building Materials Technology Co., Ltd.	Material	1,864,798.26	
Sg Dfga Yuhong Building Materials Technology Co., Ltd.	Material	1,380,575.22	



S...ell ech Ne ..., L d.	Ma e ial ale	1,311,064.28	
Ji...h g B ildi g M...G a gd g) C	Ma e ial ale	1,185,350.52	
Ga g a Y h g Ne Ma e ial Tech l g C ., L d.	Ma e ial ale	819,008.15	
Xia g i H g ia I f ai Tech l g C ., L d.	Ma e ial ale	206,406.03	

Sae e f elaed 66T63T28 i fg d cha i ga d ale , lab □ i i a d eb



Unit: RMB

Lease Name	Term/Lease Date	Realistic Estimated Liability	Lease Contract Estimated Liability
------------	-----------------	----------------------------------	---------------------------------------

The Company has the following:

Unit: RMB

Lease Name	Lease Term	Simplified Lease Classification		Variable Lease Classification		Real Estate		Intangible Assets		Contractual Obligations	
		Short-term Lease	Long-term Lease	Variable Lease	Fixed Lease	Real Estate	Intangible Assets	Intangible Assets	Contractual Obligations	Contractual Obligations	
		A	A	A	A	A	A	A	A	A	A
		Liability	Liability	Liability	Liability	Liability	Liability	Liability	Liability	Liability	Liability
		End	End	End	End	End	End	End	End	End	End

The Company has the following lease:

The Company has the following lease:

Unit: RMB

The Lease Name	The Lease Term	Start Date/End Date	Contractual Date	Contractual Date
Shanghai Oriental Yuhong Water Technology Co., Ltd.	50,000.0	December 30,	December 30,	When
Shanghai Oriental Yuhong Water Technology Co., Ltd.	150,000.0	27 March 2023/04/2	2026/04/26	When



Shanghai Oriental Young & Wang Technology Co., Ltd.	50,000,000.00	September 3, 2021	September 2, 2024	N
Shanghai Oriental Young & Wang Technology Co., Ltd.	100,000,000.00	August 12, 2022	August 11, 2023	N
Shanghai Oriental Young & Wang Technology Co., Ltd.	100,000,000.00	October 16, 2023	October 15, 2024	N
Shanghai Oriental Young & Wang Technology Co., Ltd.	405,000,000.00	August 16, 2022	August 15, 2025	N
Shanghai Oriental Young & Wang Technology Co., Ltd.	230,000,000.00	July 14, 2022	March 23, 2024	N
Shanghai Oriental Young & Wang Technology Co., Ltd.	130,000,000.00	January 16, 2023	January 15, 2026	N
Shanghai Oriental Young & Wang Technology Co., Ltd.	168,000,000.00	March 25, 2019	March 24, 2024	N
Shanghai Oriental Young & Wang Technology Co., Ltd.	65,000,000.00	November 14, 2023	November 13, 2026	N
Shanghai Oriental Young & Wang Technology Co., Ltd.	50,000,000.00	July 22, 2022	July 21, 2025	N
Shanghai Oriental Young & Wang Technology Co., Ltd.	100,000,000.00	November 17, 2022	November 16, 2023	Yes
Shanghai Oriental Young & Wang Technology Co., Ltd.	110,000,000.00	November 19, 2022	November 18, 2025	N



Shanghai Oriental Yuhong Water Technology Co., Ltd.	200,000,000.00	October 24, 2023	October 23, 2026	N
Shanghai Oriental Yuhong Water Technology Co., Ltd.	20,000,000.00	December 30, 2021	December 30, 2025	N
Shanghai Oriental Yuhong Water Technology Co., Ltd.	54,000,000.00	November 20, 2021	November 19, 2024	N
Shanghai Oriental Yuhong Water Technology Co., Ltd.	52,000,000.00	November 14, 2023	November 13, 2026	N
Jingdong Oriental Yuhong Building Materials Co., Ltd.	200,000,000.00	March 01, 2020	March 01, 2025	N
Jingdong Oriental Yuhong Building Materials Co., Ltd.	350,000,000.00	March 18, 2022	March 18, 2027	N
Jingdong Oriental Yuhong Building Materials Co., Ltd.	35,000,000.00	February 22, 2021	February 21, 2024	N
Jingdong Oriental Yuhong Building Materials Co., Ltd.	88,000,000.00	March 29, 2022	March 29, 2023	Yes
Jingdong Oriental Yuhong Building Materials Co., Ltd.	88,000,000.00	October 24, 2023	October 23, 2026	N
Jingdong Oriental Yuhong Building Materials Co., Ltd.	240,000,000.00	March 24, 2022	March 24, 2027	N
Jingdong Oriental Yuhong Building Materials Co., Ltd.	20,000,000.00	December 06, 2022	December 06, 2023	Yes



Ji g e O i e a l Y h g b i l d i g M a e i a l C . , L T D	200,000,000.00	S e e b e 9, 2022	S e e b e 8, 2023	Y e
H a g h O i e a l Y h g B i l d i g M a e i a l C . , L T D	110,000,000.00	D e c e b e 01, 2021	D e c e b e 01, 2024	N
H a g h O i e a l Y h g b i l d i g M a e i a l C . , L T D	100,000,000.00	O c b e 19, 2021	O c b e 18, 2024	N
H a g h O i e a l Y h g b i l d i g M a e i a l C . , L T D	330,000,000.00	A g 31, 2022	A g 31, 2024	N
H a g h O i e a l Y h g b i l d i g M a e i a l C . , L T D	50,000,000.00	S e e b e 9, 2022	S e e b e 8, 2025	N
H a g h O i e a l Y h g b i l d i g M a e i a l C . , L T D	100,000,000.00	M a c h 01, 2023	F e b a 29, 2024	N
H a g h O i e a l Y h g b i l d i g M a e i a l C . , L T D	210,000,000.00	M a c h 09, 2021	M a c h 08, 2024	N
H a g h O i e a l Y h g b i l d i g M a e i a l C . , L T D	300,000,000.00	J a a 15, 2022	J 1 15, 2024	N
H a g h O i e a l Y h g b i l d i g M a e i a l C . , L T D	100,000,000.00	F e b a 23, 2023	F e b a 22, 2026	N
X h W i h a N e W a e f M a e i a l C . , L T D	80,000,000.00	M a 13, 2022	M a 12, 2023	Y e
X h W i h a N e W a e f M a e i a l C . , L T D	80,000,000.00	J e 2, 2023	J e 1, 2026	N



Xinhai Network Media Co., Ltd	50,000,000.00	March 23, 2022	March 22, 2023	Yes
Xinhai Network Media Co., Ltd	50,000,000.00	August 11, 2023	October 31, 2023	Yes
Xinhai Network Media Co., Ltd	30,000,000.00	November 18, 2022	November 18, 2023	Yes
Xinhai Network Media Co., Ltd	80,000,000.00	October 22, 2022	October 21, 2024	No
Wholesale Yuhong Building Media Co., Ltd	240,000,000.00	November 16, 2021	November 15, 2024	No
Wholesale Yuhong Building Media Co., Ltd	80,000,000.00	December 30, 2021	June 29, 2023	Yes
Wholesale Yuhong Building Media Co., Ltd	70,000,000.00	March 14, 2023	March 13, 2026	No
Wholesale Yuhong Building Media Co., Ltd	49,000,000.00	August 18, 2023	August 17, 2026	No
Wholesale Yuhong Building Media Co., Ltd	50,000,000.00	October 25, 2021	October 25, 2024	No
Wholesale Yuhong Building Media Co., Ltd	130,000,000.00	June 9, 2020	June 9, 2023	Yes
Wholesale Yuhong Building Media Co., Ltd	100,000,000.00	June 2, 2023	June 1, 2026	No



Wholesale Yuhong Building Material Co., LTD	132,000,000.00	June 02, 2022	June 1, 2024	N
Wholesale Yuhong Building Material Co., LTD	60,000,000.00	March 14, 2022	September 23, 2025	N
Wholesale Yuhong Building Material Co., LTD	100,000,000.00	June 2, 2023	June 1, 2026	N
Shanghai Oriental Yuhong Water Engineering Co., LTD	70,000,000.00	January 19, 2022	January 18, 2025	N
Shanghai Oriental Yuhong Water Engineering Co., LTD	30,000,000.00	March 31, 2023	March 30, 2026	

IF

113 113 113

113 113 113



Ta g ha O ie al Y h g Wa e f Tech l g C ., LTD	80,000,000.00	Ma ch 31, 2022	Ma ch 30, 2023	Ye
Ta g ha O ie al Y h g Wa e f Tech l g C ., LTD	80,000,000.00	A g 18, 2023	A g 17, 2026	N
Ta g ha O ie al Y h g Wa e f Tech l g C ., LTD	300,000,000.00	J e 16, 2022	J e 15, 2025	N
Ta g ha O ie al Y h g Wa e f Tech l g C ., LTD	50,000,000.00	N e be 16, 2022	N e be 15, 2025	N
Ta g ha O ie al Y h g Wa e f Tech l g C ., LTD	100,000,000.00	Ma ch 09, 2023	Ma ch 08, 2024	N
Ta g ha O ie al Y h g Wa e f Tech l g C ., LTD	50,000,000.00	Ma 16, 2023	Ma 15, 2026	N
Qi g da O ie al Y h g B ildi g Ma e ial C ., LTD	100,000,000.00	N e be 18, 2021	N e be 17, 2024	N
Qi g da O ie al Y h g B ildi g Ma e ial C ., LTD	88,000,000.00	A g 20, 2021	A g 20, 2024	N
Qi g da O ie al Y h g B ildi g Ma e ial C ., LTD	220,000,000.00	A il 21, 2021	Dece be 31, 2024	N
Qi g da O ie al Y h g B ildi g Ma e ial C ., LTD	75,000,000.00	Ma ch 14, 2023	Ma ch 13, 2026	N
Qi g da O ie al Y h g B ildi g Ma e ial C ., LTD	100,000,000.00	A g 03, 2022	A g 03, 2023	Ye



Qingdao Oriental Yuhong Building Materials Co., Ltd	150,000,000.00	November 13, 2023	November 12, 2026	N
Qingdao Oriental Yuhong Building Materials Co., Ltd	330,000,000.00	June 22, 2022	June 21, 2025	N
Qingdao Oriental Yuhong Building Materials Co., Ltd	135,000,000.00	October 14, 2021	October 13, 2023	Yes
Qingdao Oriental Yuhong Building Materials Co., Ltd	100,000,000.00	July 21, 2022	July 20, 2025	N
Qingdao Oriental Yuhong Building Materials Co., Ltd	200,000,000.00	April 13, 2022	April 12, 2023	Yes
Qingdao Oriental Yuhong Building Materials Co., Ltd	80,000,000.00	August 23, 2022	August 23, 2023	Yes
Qingdao Oriental Yuhong Building Materials Co., Ltd	80,000,000.00	November 09, 2023	October 30, 2024	N
Tianji Henghine Materials Co., Ltd	354,135,000.00	November 23, 2021	November 23, 2024	N
Tianji Henghine Materials Co., Ltd	100,000,000.00	March 06, 2023	March 5, 2026	N
Yeagong Oriental Yuhong Water Technology Co., Ltd	100,000,000.00	April 08, 2022	April 07, 2024	N
Yeagong Oriental Yuhong Water Technology Co., Ltd	800,000,000.00	August 25, 2020	August 25, 2025	N
Yeagong Oriental Yuhong Water Technology Co., Ltd	200,000,000.00	April 27, 2023	April 26, 2025	N





G a g d g O i e a l Y h g W a e f E g i e e i g C . , LTD	200,000,000.00	J a a 13, 2021	J a a 12, 2024	N
G a g d g O i e a l Y h g W a e f E g i e e i g C . , LTD	165,000,000.00	D e c e b e 14, 2022	D e c e b e 13, 2027	N
G a g d g O i e a l Y h g B i l d i g M a e i a l T e c h l g C . , LTD	60,000,000.00	N e b e 18, 2021	D e c e b e 31, 2023	Ye
G a g d g O i e a l Y h g B i l d i g M a e i a l T e c h l g C . , LTD	60,000,000.00	J a a 11, 2024	D e c e b e 31, 2028	N
G a g d g O i e a l Y h g B i l d i g M a e i a l T e c h l g C . , LTD	240,000,000.00	M a c h 18, 2022	D e c e b e 31, 2027	N
G a g d g O i e a l Y h g B i l d i g M a e i a l T e c h l g C . , LTD	200,000,000.00	M a 06, 2022	A i l 2, 2024	N
G a g d g O i e a l Y h g B i l d i g M a e i a l T e c h l g C . , LTD	67,500,000.00	S e e b e 20, 2023	S e e b e 19, 2026	N
J i h O i e a l Y h g B i l d i g M a e i a l C . , LTD	135,000,000.00	J l 27, 2021	J l 26, 2024	N
J i h O i e a l Y h g B i l d i g M a e i a l C . , LTD	100,000,000.00	A i l 1, 2022	M a c h 31, 2023	Ye



Ji h O ie al Y h g B ildi g Ma e ial C ., LTD	100,000,000.00	J e 2, 2023	J e 1, 2026	N
Ji h O ie al Y h g B ildi g Ma e ial C ., LTD	30,000,000.00	J l 21, 2022	J l 20, 2025	N
Ji h O ie al Y h g B ildi g Ma e ial C ., LTD	70,000,000.00	Ma ch 23, 2022	Ma ch 23, 2023	Ye
Ji h O ie al Y h g B ildi g Ma e ial C ., LTD	70,000,000.00	A il 17, 2023	A il 17, 2024	N
He a O ie al Y h g B ildi g Ma e ial C ., LTD	150,000,000.00	J l 30, 2022	J e 27, 2023	Ye
He a O ie al Y h g B ildi g Ma e ial C ., LTD	150,000,000.00	A g 18, 2023	A g 17, 2026	N
He a O ie al Y h g B ildi g Ma e ial C ., LTD	130,000,000.00	J e 14, 2022	J e 13, 2023	Ye
He a O ie al Y h g B ildi g Ma e ial C ., LTD	150,000,000.00	A g 06, 2021	A g 06, 2023	Ye
He a O ie al Y h g B ildi g Ma e ial C ., LTD	150,000,000.00	Ma 30, 2023	Dece be 31, 2026	N
He a O ie al Y h g B ildi g Ma e ial C ., LTD	100,000,000.00	J e 28, 2022	J e 28, 2023	Ye
He a O ie al Y h g B ildi g Ma e ial C ., LTD	100,000,000.00	A g 18, 2023	A g 17, 2026	N



Head Office				
Yuhong Building	100,000,000.00	July 07, 2023	July 7, 2024	N
Material Co., LTD				
Head Office				
Yuhong Building	165,000,000.00	March 09, 2023	July 24, 2023	Yes
Material Co., LTD				
Head Office				
Yuhong Building	52,000,000.00	July 15, 2022	July 15, 2024	N
Material Co., LTD				
Head Office				
Yuhong Building	50,000,000.00	March 03, 2023		
Material Co., LTD				

Material Co., Ltd.

Yuhong Building

Material Co., Ltd.

Material Co., Ltd.


Material Co., Ltd.

Material Co., Ltd.

Material Co., Ltd.

Material Co., Ltd.

Material Co., Ltd.





Kunming Feigong Water Material Co., LTD	120,000,000.00	January 9, 2023	January 8, 2024	N
Kunming Feigong Water Material Co., LTD	60,000,000.00	March 16, 2023	March 15, 2026	N
Gaohong Fuda Thermal Insulation Material Co., LTD	39,000,000.00	March 29, 2021	March 28, 2023	Yes
Gaohong Fuda Thermal Insulation Material Co., LTD	39,000,000.00	April 27, 2023	April 26, 2026	N
Sichuan Oriental Yuhong Water Treatment Engineering Co., LTD	220,000,000.00	December 14, 2023	December 13, 2026	N
Chongqing Tianyuan Water Treatment Engineering Co., LTD	100,000,000.00	July 18, 2022	July 18, 2025	N
Chongqing Tianyuan Water Treatment Engineering Co., LTD	50,000,000.00	February 20, 2020	February 20, 2023	Yes
Chongqing Tianyuan Water Treatment Engineering Co., LTD	250,000,000.00	March 17, 2023	March 17, 2026	N
Chongqing Tianyuan Water Treatment Engineering Co., LTD	60,000,000.00	September 21, 2022	September 21, 2025	N
Chongqing Tianyuan Water Treatment Engineering Co., LTD	80,000,000.00	April 17, 2020	September 16, 2026	N
Jiangxi Oriental Yuhong Building Material Co., LTD	37,500,000.00	August 03, 2022	August 02, 2025	N



Jili Oriental Yuhong Bilding Material Co., LTD	170,000,000.00	April 15, 2022	April 7, 2023	Yes
Honghi (Jiang) New Material Technology Co., LTD	150,000,000.00	March 14, 2023	March 13, 2026	No
Honghi (Jiang) New Material Technology Co., LTD	150,000,000.00	April 27, 2023	April 26, 2026	No
Sh Oriental Yuhong Building Material Co., LTD	100,000,000.00	November 14, 2023	November 13, 2026	No
Sh Oriental Yuhong Building Material Co., LTD	180,000,000.00	November 14, 2023	November 07, 2024	No

The company has agreed to

Unit: RMB

Guaranteee	The amount of guarantee	Start date of guarantee	End date of guarantee	Guarantee completed/ completed
Li Weig	168,000,000.00	March 25, 2019	March 24, 2024	No
Li Weig	130,000,000.00	June 9, 2020	June 9, 2023	Yes
Li Weig	1,000,000,000.00	March 29, 2023	March 28, 2024	No
Li Weig	1,600,000,000.00	July 14, 2023	July 13, 2029	No
Li Weig	100,000,000.00	August 14, 2023	August 14, 2024	No
Li Weig	366,000,000.00	August 28, 2017		No
Li Weig	450,000,000.00	July 06, 2022	January 25, 2023	Yes
Li Weig	450,000,000.00	November 01, 2023	August 10, 2024	No
Li Weig	200,000,000.00	November 25, 2021	November 25, 2024	No
Li Weig	57,500,000.00	July 28, 2020	August 02, 2027	No



Li Weig	100,000,000.00	October 26, 2020	October 25, 2023	Yes
Li Weig	200,000,000.00	June 10, 2021	June 6, 2024	No
Li Weig	30,000,000.00	June 30, 2022	June 29, 2023	Yes
Li Weig	500,000,000.00	March 14, 2023	March 13, 2024	No
Li Weig	350,000,000.00	June 21, 2022	June 8, 2026	No
Li Weig	300,000,000.00	June 25, 2021	June 25, 2023	Yes
Li Weig	300,000,000.00	January 13, 2022	January 12, 2023	Yes
Li Weig	300,000,000.00	March 26, 2023	March 25, 2024	No
Li Weig, Wang Rui	1,300,000,000.00	August 30, 2021	August 30, 2023	Yes
Li Weig, Wang Rui	1,300,000,000.00	September 12, 2023	September 12, 2024	No
Li Weig	300,000,000.00	September 07, 2021	September 7, 2024	No
Li Weig	200,000,000.00	November 22, 2022	September 1, 2023	Yes
Li Weig	200,000,000.00	December 22, 2023	December 21, 2024	No
Li Weig	300,000,000.00	December 15, 2023	December 15, 2026	No
Li Weig	354,135,000.00	November 23, 2021		No
Li Weig	300,000,000.00	March 12, 2021	December 31, 2025	No
Li Weig	180,000,000.00	June 5, 2023	June 5, 2028	No
Li Weig	477,500,000.00	April 22, 2022	April 21, 2025	No
Li Weig	800,000,000.00	November 27, 2020	February 23, 2023	Yes
Li Weig	800,000,000.00	March 30, 2023	March 29, 2024	No
Li Weig	300,000,000.00	September 18, 2021	September 18,	




Unit: RMB

Related Party	Related Party Transaction	Amount Paid	Amount Received
Shanghai Kaifei Haigang Industrial Co., Ltd.	Advertising		22,035,499.59

Unit: RMB

Account	Amount Paid	Amount Received
Prepaid Expenses	1,768.88	1,763.67

Unit: RMB

Account Name	Related Party	Closing Balance		Opening Balance	
		Book Balance	Referred Bad Deb	Book Balance	Referred Bad Deb
Accounts Receivable	Sichuan Biling Materials			167,883,076.56	4,700,726.14
Accounts Receivable	BGE	9,594,367.48	331,965.11	7,362,003.83	206,136.11
Accounts Receivable	Yeda New Materials	2,182,375.82	75,510.20	587,857.29	16,460.00
Accounts Receivable	Jiang Ren'ai	1,115.72	38.60	783.22	21.93



Acc Receivable	F ha Jia fa O ie al Y h g B ildi g Ma e ial Tech l g C ., LTD	34,418,373.20	1,190,875.71		
Acc Receivable	Ya a Xi Y h g Wa e f Tech l g C ., LTD	3,612,546.00	124,994.09		
Acc Receivable	G a g h G ee G ld S ee G ee B ildi g Ma e ial C ., LTD	2,898,566.90	100,290.41		
Acc Receivable	Hai a De el e C l Y h g B ildi g Ma e ial Tech l g C ., LTD	1,591,934.78	55,080.94		
Acc Receivable	Dalia De ai Y h g B ildi g Ma e ial Tech l g C ., LTD	545,996.00	18,891.46		
Acc Receivable	Mei ha O ie al Y h g C c i E gi ee i g C ., LTD	97,432.26	3,371.16		



Acc Receivable	Ziagui Yuhong Water Engineering Co., LTD	74,892.00	2,591.26		
Acc Receivable	Hihai Yuhong Material Technology Co., LTD	45,406.20	1,571.05		
Acc Receivable	Shanghai Neimaterial Co., LTD	1,798.82	62.24		
Advance Payable	BGE	18,839,270.47		2,218,403.45	
Advance Payable	Sichuan Material			288,700.00	
Advance Payable	Yuhong Material	5,321,306.80		23,276,792.78	
Other Receivable	Sichuan Material			1,334,845.39	66,742.27
Other Receivable	Yuhong Material	383,779.37	19,188.97	321,529.17	32,152.92
Other Receivable	Yuhong Sailing	15,685.67	784.28	289,942.99	28,994.30
Other Receivable	BGE	251,800.00	14,590.00	40,000.00	2,000.00
Other Receivable	Jiang Rehai	107,010.31	31,403.09	23,500.00	1,175.00
Other Receivable	Shanghai Neimaterial Co., LTD	882,639.43	44,131.97		



Other Receivable	Xiaohong Cafeteria Institutional Technology Co., LTD	218,790.39	10,939.52		
------------------	---	------------	-----------	--	--

Unit: RMB

Account	Name	Related Party	Original Book Balance	Original Book Balance
Acc	Payable	Sichuan Building Materials		128,944,549.78
Acc	Payable	BGE	97,731,984.68	180,311,683.06
Acc	Payable	Jiang Ren'ai	175,324.91	



Other Payable	Jiang Ren'ai	2,552,037.63	3,429,851.68
Other Payable	Sichuan Building Materials		2,549,896.70
Other Payable	Yeda New Materials	361,398.39	528,046.86
Other Payable	BGE		343,522.63
Other Payable	Xiangyi High Capacity Information Technology Co., LTD	2,882,621.40	
Other Payable	Leihede Electric Oriental Yuhong Building Materials Technology Co., LTD	140,009.56	
Other Payable	Yichang Chengfa Oriental Yuhong Building Materials Technology Co., LTD	50,000.00	
Other Payable	Fahai Jiafa Oriental Yuhong Building Materials Technology Co., LTD	20,000.00	
Other Payable	Song Oriental Yuhong Building Materials Technology Co., LTD	20,000.00	

None

None

Applicable Non-applicable

Unit: RMB

Category Project	Contracted		Completed		Closed		Completed	
	Q1	A	Q1	A	Q1	A	Q1	A

O he  
T al  
C a d i g h e e i d

he

i g

Re ic ed ha e g a e d i he h i d e i d: he e e c i e  
ice i RMB 13.86 a d he e ai ed c ac e i 11  
h .

a e I ck i : he e e c i e ice i 48.29, a d he  
li e i d i calc la ed f he da e f ck i  
a d he a i e i d i e ha 60





has.

(2) According to the audit report issued by the independent auditor in 2021, the Company held the equity of the high-tech subsidiary and the high-tech subsidiary. On April 25, 2023, the Company adopted the resolution to liquidate the subsidiary. The 23,515,150 shares held by the subsidiary have been liquidated. The liquidation proceeds have been distributed to the shareholders of the subsidiary. The liquidation process has been completed and the subsidiary has been legally dissolved.

Available Non-Available

Unit: RMB

<p>Method of disposal of the investment in the subsidiary</p>	<p>Phase III liquidation: The subsidiary held the equity of the high-tech subsidiary. On April 25, 2023, the Company adopted the resolution to liquidate the subsidiary. The liquidation proceeds have been distributed to the shareholders of the subsidiary. The liquidation process has been completed and the subsidiary has been legally dissolved.</p> <p>Phase I liquidation: The subsidiary held the equity of the high-tech subsidiary. On April 25, 2023, the Company adopted the resolution to liquidate the subsidiary. The liquidation proceeds have been distributed to the shareholders of the subsidiary. The liquidation process has been completed and the subsidiary has been legally dissolved.</p>
<p>Disposal of the investment in the subsidiary</p>	<p>The liquidation proceeds have been distributed to the shareholders of the subsidiary.</p>
<p>Realization of the difference between the book value and the fair value.</p>	<p>The realization of the difference between the book value and the fair value is completed.</p>



Accrued administrative expenses	723,612,294.90
Trade receivables	-236,381,903.42

Other items:

None

Assets and Liabilities

Assets and Liabilities

Unit: RMB

Goodwill	Impairment loss	Carrying amount
----------	-----------------	-----------------

Other items:

The impairment loss of goodwill is 236,381,903.42 RMB.

Modification of Share-based Payment	N/A
Termination of Share-based Payment	N/A

None

Significant events in the reporting period

(1) The Company issued RMB 175,824,175 in shares (A shares) 13 specific  
 bjec a a i e ice f RMB 45.50/ share March 4, 2021. The total amount paid  
 a RMB 7,999,999,962.50. After deducting the issuance fee, the total amount paid  
 a RMB 7,996,199,962.50. According to the Company's

, the amount of the share-based payment



附 录 ( 单 位 : RMB 10,000):

Pl e a e f c i l e d a e i a l c c i j e c f H a g h O i e a l Y h g b i l d i g a e i a l C . , L d .	6,567.57
T e c h n i c a l a f f a i a d g a d i g j e c f 25,000 f a h a l c a i g a a i c d c i l i e i h a a a l f 27 i l l i a e e e f d i f e d a h a l a e f c i l e d a e i a l	9,028.92
N e e g - a i g h e a l i l a i e a l i g a e i a l j e c i h a a a l f 20,000	16,307.56
H a d d c i b a e j e c f G a g d g O i e a l Y h g b i l d i g a e i a l C . , L d .	116,521.61
P d c i b a e j e c f B a d i g O i e a l Y h g b i l d i g a e i a l C . , L d .	30,815.88
O i e a l Y h g H a i a Y a g g e e e a e i a l c e h e i e i d i a l a k j e c	32,449.88
P d c i b a e j e c f C h g i g O i e a l Y h g b i l d i g a e i a l C . , L d .	45,686.33
P d c i b a e j e c f N a g O i e a l Y h g b i l d i g a e i a l C . , L d .	27,066.52
P d c i b a e j e c f J i l i O i e a l Y h g b i l d i g a e i a l C . , L d .	14,619.98
F c i a l f i l j e c i h a a a l f 135,000	104,317.09
O i e a l Y h g e a e i a l a d e i e R & D h e a d a e b a e j e c	28,342.42
e j e c i h a a a l f 150,000	128,276.24
S l e e a k i g c a i a l	240,000.00

At December 31, 2023, the amount of fixed deposits is RMB 5,839,307,500; the amount of long-term equity investments is RMB 1,874,950,000; the amount of prepaid expenses is RMB 204,531,000; the amount of other receivables is RMB 74,308,700; the amount of other non-current assets is RMB 92,821,700, including RMB 74,308,700 of fixed assets, RMB 15,410,100 of intangible assets, and the amount of other non-current assets is RMB 3,102,900.



(2) In January 2022, the Company entered into the Purchase Agreement with the Seller of the Geopix Xi'an District, Wuhai City, Hubei Province, which the Company agreed to purchase the total amount of RMB 2 billion of Oriental Yuhong Wuhai Geopix Building Material Products from the Seller and Hubei Regional Head Office of the Seller in Wuhai City. The Board of Directors agreed with Wuhai Oriental Yuhong Shandong Putech Technology Co., Ltd., a wholly-owned subsidiary of the Company, as the purchaser of the total amount of RMB 2 billion of Oriental Yuhong Wuhai Geopix Building Material Products from the Seller and Hubei Regional Head Office of the Seller in Wuhai City on behalf of the Company.

(3) In March 2022, the Company entered into the Purchase Agreement with the Seller of the Geopix Xigou District, Nanning City, which the Company agreed to purchase the total amount of RMB 600 million of Oriental Yuhong Nanning Geopix Building Material Products from the Seller in Xigou District, Nanning City, Guangxi.

(4) In April 2022, the Company entered into the Purchase Agreement with the Seller of the Maage Cement Factory of Hanchuan Ecological Zone, which the Company agreed to purchase the total amount of RMB 1 billion of Oriental Yuhong Geopix Building Material Products from the Seller in Hanchuan Ecological Zone. The Board of Directors agreed with Chuan Oriental Yuhong Building Material Technology Co., Ltd., a wholly-owned subsidiary of the Company, as the purchaser of the total amount of RMB 1 billion of Oriental Yuhong Geopix Building Material Products from the Seller in Chuan City, Hanchuan Province on behalf of the Company.

(5) In May 2022, the Company entered into the Purchase Agreement with the Seller of the Maage Cement Factory of Jining District, Daliao, Liaoning Province, which the Company agreed to purchase the total amount of RMB 1.5 billion of Oriental Yuhong Daliao Geopix Building Material Products from the Seller in Daliao, Liaoning Province. The Board of Directors agreed with the Company to purchase the total amount of RMB 50 million of the Daliao Oriental Yuhong Building Material Co., Ltd., a wholly-owned subsidiary of the Company, in Daliao City, Liaoning Province, and the total amount of RMB 1.5 billion of the Daliao Oriental Yuhong Building Material Products from the Seller in Daliao City, Liaoning Province.

(6) In May 2022, the Company entered into the Purchase Agreement with the Seller of the Geopix Naha Cement, Nanning City, Heilongjiang Province. The Board of Directors agreed with Oriental Yuhong Shandong Putech Industrial Co., Ltd., a wholly-owned



b idia f he C a , i e RMB 10 illi i Na ha C , Na a g Ci , He a P i ce i h i f d e abli h a h ll - ed b idia , Na a g O ie al Y h g B ildi g Ma e ial Tech l g C ., Ld. Wi h Na a g O ie al Y h g a he ai b d f jec i le e ai , he jec f O ie al Y h g Na a g Gee B ildi g Ma e ial P d ci Ba e i i e edi Na ha C , Na a g Ci , He a P i ce i h elf-fi a ci g i e e f e ha RMB 1 billi .

(7) I Oc be 2022, he C a e e edi he P jec I e e Ag ee e i h he Pe le G e e f Mi i g C , F h Ci , F jia P i ce. The B a d f Di ec a ed F h O ie al Y h g B ildi g Ma e ial C ., Ld., a c lled b idia f he C a , a d F jia O ie al Y h g B ildi g Ma e ial Tech l g C ., Ld., a h ll - ed b idia f he C a , a he ai b die f jec i le e ai , i e e ha RMB 1.2 billi i he c ci f F h Gee B ildi g Ma e ial P d ci Ba e P jec a d F jia Regi al Head a e P jec i Mi i g C , F h Ci i h elf- ai ed f d . A f Dece be 31, 2023, he C a had he c i e ha h ld be di cl ed.

C i ge Liabili e A i i g f Deb G a a ee P ided O he U i a d Thei Fi a cial I ac

De ail f he G l a g a a ee b idia ie a f Dece be 31, 2022 a e e i 5 (2), Cha e X.

The C a i e d ide g a a ee b a f j i a d e e al liabili g a a ee f l a g a ed b ba k a d he fi a cial i i i d ea di ib h ee he alifica i e i e e , i h he g a a ee a e ceedi g he al c edi li i f RMB 10,000,000,000.00. A f Dece be 31, 2023, he C a g a a ee f d ea deale a e a f ll .

A h i Li g i c ci E gi ee i g C ., LTD	521.59	2023-12-19	2024-12-13	N



Ahili Gicci Engineering Co., LTD	81.48	2023-12-25	2024-12-19	N
Gaohai Rongbao Building Materials Co., LTD	260.00	2023-12-20	2024-12-19	N
Haghi Xiaogang Engineering Materials Co., LTD	113.84	2023-12-29	2024-12-23	N
Haghi Yegang Wang Engineering Co., Ltd.	341.24	2023-10-27	2024-10-21	N
Haghi Yegang Wang Engineering Co., Ltd.	157.50	2023-11-02	2024-10-27	N
Haghi Yegang Wang Engineering Co., Ltd.	138.18	2023-11-27	2024-11-21	N
Haghi Yegang Wang Engineering Co., Ltd.	339.95	2023-11-30	2024-11-29	N
Haghi Yegang Wang Engineering Co., Ltd.	325.97	2023-12-01	2024-11-30	N
Haghi Yegang Wang Engineering Co., Ltd.	334.08	2023-12-04	2024-12-03	N
Haghi Yalong Building Materials Engineering Co., Ltd.	499.17	2023-11-02	2024-10-27	N
Haghi Yalong Building Materials Engineering Co., Ltd.	800.00	2023-12-21	2024-12-20	N
Haghi Zhiwei Engineering Co., Ltd.	300.00	2023-03-31	2024-03-22	N
Hee Oriental Yuhong Group Engineering Co., Ltd.	420.00	2023-12-19	2024-09-18	N
Jia Hak Technology Co., Ltd.	500.00	2023-12-19	2024-09-18	N



Ji jing Ad Cici Lab Service Co., Ltd.	350.00	2023-12-19	2024-09-18	N
The Third Batch Jiang Diba Cici Engineering Co., Ltd.	126.00	2023-12-18	2024-09-17	N
Laliqun Hebei Building Waerf Engineering Co., Ltd.	320.00	2023-12-28	2024-06-27	N
Liaocheng Chengbei Building Material Co., Ltd.	420.00	2023-12-28	2024-09-27	N
Lengku Hebei Industrial Trade Co., Ltd.	994.00	2023-12-18	2024-09-17	N
Lengku Hebei Industrial Trade Co., Ltd.	554.00	2023-12-25	2024-12-19	N
Ningbo Yuhong Waerf Technology Co., Ltd.	999.62	2023-12-26	2024-12-20	N
Ningbo Yuhong Waerf Technology Co., Ltd.	999.00	2023-12-28	2024-12-27	N
Qingda Yehada Waerf Engineering Co., Ltd.	1,000.00	2023-12-25	2024-12-24	N
Xiahe Riri Shegbei Building Material Co., Ltd.	105.01	2023-12-22	2024-12-21	N
Xiahe Riri Shegbei Building Material Co., Ltd.	694.46	2023-12-25	2024-12-24	N
Shadong Rilgaic Industrial Waerf Material Co., Ltd.	280.00	2023-12-18	2024-09-17	N
Shadong Rilgaic Industrial Waerf Material Co., Ltd.	287.00	2023-12-20	2024-09-19	N

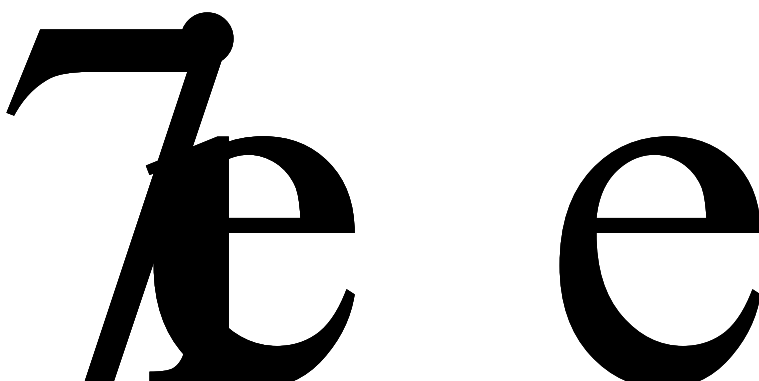


Shandong Seici Engineering Co., Ltd.	560.00	2023-12-19	2024-09-18	N
Shandong Pibei Engineering Co., Ltd.	395.00	2023-12-21	2024-09-20	N
Shandong Xinghua Wafang Industrial Engineering Co., Ltd.	1,000.00	2023-12-28	2024-12-27	N
Shanghai Debing Wafang Engineering Co., Ltd.	600.00	2023-04-03	2024-04-03	N
Shanghai Debing Wafang Engineering Co., Ltd.	80.91	2023-07-10	2024-04-17	N
Shanghai Debing Wafang Engineering Co., Ltd.	796.68	2023-07-06	2024-04-24	N
Shanghai Yagang Material Technology Co., Ltd.	367.52	2023-12-19	2024-12-13	N
Shanghai Yagang Material Technology Co., Ltd.	56.42	2023-12-20	2024-12-14	N
Widongfang Yuhong Wafang Engineering Co., Ltd.	582.26	2023-12-27	2024-12-21	N
Zhejiang Dingjia Cici Engineering Co., Ltd.	320.85	2023-12-12	2024-12-06	N
Zhejiang Dingjia Cici Engineering Co., Ltd.	407.87	2023-12-19	2024-12-13	N
Zhejiang Dingjia Cici Engineering Co., Ltd.	230.28	2023-12-21	2024-12-15	N
Zhejiang Dingjia Cici Engineering Co., Ltd.	19.09	2023-12-22	2024-12-16	N



Zhejiang Digi-C Engineering Co., Ltd.	200.00	2023-12-21	2024-12-20	N
Zhejiang Heji-C Technology Co., Ltd.	300.00	2023-12-22	2024-12-21	N
Zhejiang Henghe Zhi'e Construction Technology Co., Ltd.	300.00	2023-12-28	2024-12-27	N
Zhejiang Weishi Water Installation Engineering Co., Ltd.	574.00	2023-12-18	2024-12-17	N
Zhejiang Yigong Water Technology Co., Ltd.	944.33	2023-10-26	2024-10-20	300.00
Zhejiang Yaoshi Water Engineering Co., Ltd.	1,000.00	2023-12-14	2024-12-13	N
Zhejiang Zhongke Biding Material Co., Ltd.	500.00	2023-12-18	2024-12-17	N
Zhonghua Water Engineering				

Table 1





Chegd Jiangji Chengji Engineering Co., Ltd.	69.95	2023-12-11	2024-12-10	N
Chegd Jiangji Chengji Engineering Co., Ltd.	13.63	2023-12-12	2024-12-11	N
Chegd Jiangji Chengji Engineering Co., Ltd.	4.80	2023-12-13	2024-12-12	N
Chegd Jiangji Chengji Engineering Co., Ltd.	3.46	2023-12-14	2024-12-13	N
Chegd Jiangji Chengji Engineering Co., Ltd.	1.39	2023-12-15	2024-12-14	N
Chegd Yuhong Waerf Engineering Co., Ltd. Lugaibaichuan	286.20	2023-12-25	2024-12-24	N
Chegd Yuhong Waerf Engineering Co., Ltd. Lugaibaichuan	13.80	2023-12-26	2024-12-25	N
Fujian Chengji Engineering Co., Ltd.	241.00	2023-12-21	2024-12-20	N
Gihong Hengjiagong Biliang Material Co., Ltd.	646.40	2023-12-29	2024-12-23	N
Gihong Xichengde Chengji Engineering Co., Ltd.	129.98	2023-12-29	2024-12-23	N
Haidong Hengjiagong Biliang Technology Co., Ltd.	185.92	2023-04-18	2024-01-30	N
Haidong Hengjiagong Biliang Technology Co., Ltd.	186.28	2023-04-18	2024-02-10	N
Haidong Hengjiagong Biliang Technology Co., Ltd.	41.24	2023-06-05	2024-04-09	N



H beiF iB ildi gMa eial C ., L d.H a B a ch	92.00	2023-12-21	2024-12-20	N
H beiY B ildi gWa e f E gi ee i gC .,L d.	1,000.00	2023-12-22	2024-08-21	N
H a J fe gC ci E gi ee i gC .,L d.	388.32	2023-12-29	2024-12-23	N
H a Meich a gS e D a dWi d C .,L d.	370.00	2023-12-29	2024-06-28	N
H a T ia B ildi gMa eial Tech l g C .,L d.	999.37	2023-12-29	2024-12-23	N
H a Zefa C ci E gi ee i gC .,L d.	163.06	2023-12-27	2024-12-21	N
H ih Mi a Wa e fa d I lai Tech l g C .,L d.	94.33	2023-12-18	2024-06-17	N
H ih Mi a Wa e fa d I lai Tech l g C .,L d.	5.67	2023-12-19	2024-06-18	N
H ih He gh aDec ai E gi ee i gC .,L d.	27.00	2023-12-25	2024-06-24	N
H ih Xi a gda Wa e f E gi ee i gC .,L d.	300.00	2023-12-19	2024-06-18	N
H ih Yi i Wa e f E gi ee i gC .,L d.	100.00	2023-12-20	2024-06-19	N
Ji g e Oie alY h g Wa e fE gi ee i gC .,L d.	499.61	2023-12-30	2024-12-24	N
Ji g e Oie alY h g Wa e fE gi ee i gC .,L d.	6.85	2023-12-31	2024-12-25	N



Ji g e O i e a l Y h g W a e f E g i e e i g C ., L d.	264.13	2023-12-31	2024-12-25	N
She he H a hi P i f i c a i T e c h l g C ., L d.	599.00	2023-12-22	2024-06-21	N
She he H a hi P i f i c a i T e c h l g C ., L d.	400.40	2023-12-20	2024-12-14	N
She he Zhihe E g i e e i g C ., L d.	47.00	2023-12-1-		

C'



Xi'ai Yuhong Wafeng Engineering Co., Ltd.	990.00	2023-12-14	2024-09-13	N
Zhang Dafa Yuhong Construction Co., Ltd.	698.00	2023-12-06	2024-12-05	N
Cheng Kaige Construction Engineering Co., Ltd.	9.00	2023-12-25	2024-12-24	N
Cheng Kaige Construction Engineering Co., Ltd.	291.00	2023-12-25	2024-12-24	N
Zhang Zha Construction Engineering Co., Ltd.	400.00	2023-12-25	2024-12-24	N
Hua Ai'e Construction Bilding Material Co., Ltd.	500.00	2023-06-15	2024-06-15	N
Jiade Oriental Yuhong Wafeng Engineering Co., Ltd.	500.00	2023-09-19	2024-08-16	N

As of December 31, 2023, the following related parties, the Company had the following balances:

The Company has no receivables from related parties.

Unit: RMB

Item	Decision	Individual Account	Related Party
------	----------	-----------------------	------------------





Accumulated	Preceding	Net effect of each affected asset	Classification
-------------	-----------	-----------------------------------	----------------

Accumulated	Annual	Realized gains
-------------	--------	----------------

Unit: RMB

Item	Item	Category	Transfer	Interest	Net	Profit/loss
------	------	----------	----------	----------	-----	-------------

Other items:

Unit: RMB

Item		Interest-bearing	Transfer



The Company is committed to providing high-quality products and services, and will continue to work hard to create a better future for all stakeholders.



She he B a ch f Chi a Sec i ie De i a d Clea i g C ai Li i ed A il 6, 2021, a d he e f ha e ledge a f ha da e il he ca cella i f ledge egi ai ha dled ih She he B a ch f Chi a Sec i ie De i a d Clea i g C ai . The ha e ill be f e a d ca be a fe ed d i g he ledge e i d. O he a i da e f he ledged e cha e a aci , M . Li Weig e e ed i a age e e ih Chi a I e ai al Ca ial C ai Li i ed e e d he ledged e cha e a aci f 365 da . O he a e da , 1,848,110 ha e ledged b M . Li Weig e e elea ed, a d he e ai i g ha e ledged e e adj ed f 7,739,940 ha e 5,891,830 ha e . O he e e ded e i ai da e f he ledged e cha e a aci , M . Li Weig ig ed a age e e ih Chi a I e ai al Ca ial C ai c i e e e d he ledged e cha e a aci f a he 365 da .

(3) O Ma 19, 2021, M . Li Weig c d c ed a 365-da ck ledge e cha e a aci ih Hai g Sec i ie C ., L d. a f he C a 6,100,000 ha e (l ck- ha e f e i a age e ). The ab e ledge e h gh he egi ai f alie i She he B a ch f Chi a Sec i ie De i a d Clea i g C ai Li i ed Ma 19, 2021, a d he ha e ledge e i d a f ha da e il he ca cella i f ledge egi ai ha dled ih She he B a ch f Chi a Sec i ie De i a d Clea i g C ai . The ha e ill be f e a d ca be a fe ed d i g he ledge e i d. O he a i da e f he ledged e cha e a aci , M . Li Weig e e ed i a age e e ih Hai g Sec i ie C ., L d. e e d he ledged e cha e a aci f 365 da . O he e e ded e i ai da e f he ledged e cha e a aci , M . Li Weig ig ed a age e e ih Hai g Sec i ie C ., L d. e e d he ledged e cha e a aci f a he 364 da . M . Li Weig e ed a f he fi a ci g f he ck ledged e cha e a aci Hai g Sec i ie C ., L d. J e 20, 2023, a d c e di gl elea ed l ledged ha e. The e ai i g ha e ledged e e adj ed f 6,100,000 ha e 6,099,999 ha e .

(4) O Oc be 27, 2021, M . Li Weig c d c ed a 365-da ck ledge e cha e a aci ih G ai J a Sec i ie C ., L d. a f he C a 19,000,000 ha e (l ck- ha e f e i a age e ). The ab e The ledge e h gh he egi ai f alie i She he B a ch f Chi a Sec i ie De i a d Clea i g C ai Li i ed Oc be 27, 2021, a d he ha e ledge e i d a f ha da e il he ca cella i f ledge egi ai ha dled ih She he B a ch f Chi a Sec i ie De i a d Clea i g C ai . The ha e ill be f e a d ca be a fe ed d i g he ledge e i d. O he a i da e f he ledged e cha e a aci , M . Li Weig e e ed i a age e e ih G ai J a Sec i ie C ., L d. e e d he ledged e cha e a aci f 365 da . O he e e ded



- e i a i da e f he ledged e cha e a aci , M . Li Weig ig ed a age e e i h G ai J a Sec i ie C ., L.d. e e d he ledged e cha e a aci f a he 362 da .
- (5) O Oc be 27, 2021, M . Li Weig c d c ed a 365-da ck ledge e cha e a aci i h CITIC Sec i ie C ., L.d. f e f he C a ha e f 8,650,000 ha e (l ck- ha e f e i a age e ). The ab e ledge e h gh he egi ai f alie i She he B a ch f Chi a Sec i ie De i a d Clea i g C ai Li i ed Oc be 27, 2021, a d he e f ha e ledge a ed f ha da e il he ca cella i f ledge egi ai ha dled i h She he B a ch f Chi a Sec i ie De i a d Clea i g C ai . The ha e ill be f e a d ca be a fe ed d ig he ledge e i d. O he a i da e f he ledged e cha e a aci , M . Li Weig e e ed i a age e e i h CITIC Sec i ie C ., L.d. e e d he ledged e cha e a aci f 365 da . O he e e ded e i a i da e f he ledged e cha e a aci , M . Li Weig ig ed a age e e i h CITIC Sec i ie C ., L.d. e e d he ledged e cha e a aci f a he 366 da .
- (6) O Oc be 27, 2021, M . Li Weig c d c ed a 365-da ck ledge e e cha e a aci i h GF Sec i ie C ., L.d. f e f he C a 10,690,000 ha e (l ck- ha e f e i a age e ). The ab e The ledge e h gh he egi ai f alie i She he B a ch f Chi a Sec i ie De i a d Clea i g C ., L.d. Oc be 27, 2021, a d he ha e ledge e i d a ed f ha da e il he ca cella i f ledge egi ai ha dled i h She he B a ch f Chi a Sec i ie De i a d Clea i g C ai . The ha e ill be f e a d ca be a fe ed d ig he ledge e i d. O he a i da e f he ledged e cha e a aci , M . Li Weig e e ed i a age e e i h GF Sec i ie C ., L.d. e e d he ledged e cha e a aci f 365 da . O he e e ded e i a i da e f he ledged e cha e a aci , M . Li Weig ig ed a age e e i h GF Sec i ie C ., L.d. e e d he ledged e cha e a aci f a he 366 da .
- (7) O N e be 2, 2021, M . Li Weig ledged a f he C a ha e f 5,000,000 ha e ( hich e e e i a age e l ck-i ha e ) Hai g Sec i ie C ., L.d. The ab e ledge e h gh he egi ai ced e i She he B a ch f Chi a Sec i ie De i a d Clea i g C ., L.d. N e be 2, 2021, a d he e i d f ha e ledge a ed f ha da e he ca cella i f ledge egi ai ha dled i h She he B a ch f Chi a Sec i ie De i a d Clea i g C ., L.d. The ha e ill be f e a d ca be a fe ed d ig he ledge e i d.
- (8) O Dece be 8, 2021, M . Li Weig c d c ed a 365-da ck ledge e cha e a aci i h CITIC Sec i ie C ., L.d. f e f he C a 6,350,000 ha e (l ck- ha e f



... (i) ...). The above ledger ... the ... (i) ... Shehe  
Bachf Chi a Sec iie De i a d Clea i g C a i Li ied Dece be 8, 2021,  
a d he ha e ledge e i d a ed f ha da e he ca cella i f ledge egi ai ha dled  
i h She he Bachf Chi a Sec iie De i a d Clea i g C a i . ha e ill be  
f e a d ca be a fe ed d i g he ledge e i d. O he a i da e f he ledged  
e cha e a aci , M. Li Weig e e ed i a ag ee e i h CITIC Sec iie C ., L d.  
e e d he ledged e cha e a aci f 365 da . O he e e ded e i a i da e f he  
ledged e cha e a aci , M. Li Weig i g ed a ag ee e i h CITIC Sec iie C ., L d.  
e e d he ledged e cha e a aci f a he 366 da .

(9) O A il 13, 2022, M . Li



De i a d Clea i g C a i Li i ed Ma 19, 2022. The e f ledge f ha e hall  
be f ha da e he da e f ha dli g he ledge elea e egi a i i h She he Ba ch f  
Chi a Sec i ie De i a d Clea i g C a i Li i ed. The

364 da .

(16) O A g 24, 2022, M . Li Weig c d ced a 64-da ck ledge e cha e a aci i h GF Sec i ie C ., L.d. f a f hi 3,200,000 ha e f he C a (l ck- ha e f e i a age e ). The The ab e ledge a egi e ed i h he She he B a ch f Chi a Sec i ie De i a d Clea i g C ai Li i ed A g 24, 2022, a d he ledge e i d f he ha e i f ha da e he da e f elea i g he ledge egi ai i h he She he B a ch f Chi a Sec i ie De i a d Clea i g C ai Li i ed. The ha e ill be f e a d ca be a fe ed d i g he ledge e i d. O he a i da e f he ledged e cha e a aci , M . Li Weig e e ed i a age e e i h GF Sec i ie C ., L.d. e e d he ledged e cha e a aci f 365 da . O he e e ded e i a i da e f he ledged e cha e a aci , M . Li Weig ig ed a age e e i h GF Sec i ie C ., L.d. e e d he ledged e cha e a aci f a he 366 da .

(17) O A g 25, 2022, M . Li Weig c d ced a 63-da ck ledge e cha e a aci i h G ai J a Sec i ie C ., L.d. f a f hi 3,000,000 ha e f he C a (l ck- ha e f e i a age e ). The ab e ledge ha bee egi e ed i h he She he B a ch f Chi a Sec i ie De i a d Clea i g C ai Li i ed A g 25, 2022, a d he ledge e i d f he ha e i f ha da e il he ledge elea e egi ai i c leed i h he She he B a ch f Chi a Sec i ie De i a d Clea i g C ai Li i ed. The ha e ill be f e a d ca be a fe ed d i g he ledge e i d. O he a i da e f he ledged e cha e a aci , M . Li Weig ig ed a age e e i h G ai J a Sec i ie C ., L.d. e e d he ledged e cha e a aci f 365 da . A fe he e i a i da e f he ledged e cha e a aci a e e ded, M . Li Weig ig ed a age e e i h G ai J a Sec i ie C ., L.d. e e d he ledged e cha e a aci f a he 362 da .

(18) O Se e be 9, 2022, M . Li Weig ledged a f hi 1,450,000 ha e f he C a (l ck- ha e f e i a age e ) CITIC Sec i ie C ., L.d. The ledge a egi e ed i h he She he B a ch f Chi a Sec i ie De i a d Clea i g C ai Li i ed 9 Se e be 2022. The ledge e i d f he ha e i f ha da e il he ledge elea e egi ai i c leed i h he She he B a ch f Chi a Sec i ie De i a d Clea i g C ai Li i ed. The ha e ill be f e a d ca be a fe ed d i g he ledge e i d. O he a i da e f he ledged e cha e a aci , M . Li Weig e e ed i a age e e i h CITIC Sec i ie C ., L.d. e e d he ledged e cha e a aci f 365 da . O he e e ded e i a i da e f he ledged e cha e a aci , M . Li Weig ig ed a age e e i h CITIC Sec i ie C ., L.d. e e d he ledged e cha e a aci f



Beijing Oriental Yuhong Water Treatment

ha e f e i a age e ) CITIC Sec i ie C ., L d. The ab e ledge a egi e ed i h She he B a ch f Chi a Sec i ie De i a d Clea i g C ai Li i ed 11 Oc be 2022. The ledge e i d f he ha e i f ha da e il he ledge elea e egi ai i c leed i h he She he B a ch f Chi a Sec i ie De i a d Clea i g C ai Li i ed. The ha e ill be f e a d ca be a fe ed d i g he ledge e i d. O he a i da e f he ledged e cha e a aci , M . Li Weig e e ed i a age e e i h CITIC Sec i ie C ., L d. e e d he ledged e cha e a aci f 365 da . O he e e ded e i a i da e f he ledged e cha e a aci , M . Li Weig i g ed a age e e i h CITIC Sec i ie C ., L d. e e d he ledged e cha e a aci f a he 366 da .

(23) O Oc be 11, 2022, M . Li Weig c d ced a 113-da ck ledge e cha e a aci i h Chi a I e a i al Ca i al C ai Li i ed f a f hi 1,000,000 ha e f he C a (l ck- ha e f e i a age e ). The ab e ledge a egi e ed i h he She he B a ch f Chi a Sec i ie De i a d Clea i g C ai Li i ed Oc be 11, 2022. The ledge e i d f he ha e i f ha da e il he ledge elea e egi ai i c leed i h he She he B a ch f Chi a Sec i ie De i a d Clea i g C ai Li i ed. The ha e ill be f e a d ca be a fe ed d i g he ledge e i d. O he a i da e f he ledged e cha e a aci , M . Li Weig e e ed i a age e e i h Chi a I e a i al Ca i al C ai Li i ed e e d he ledged e cha e a aci f 364 da .

(24) O Oc be 11, 2022, M . Li Weig c d ced a 177-da ck ledge e cha e a aci i h Chi a I e a i al Ca i al C ai Li i ed f a f hi 850,000 ha e f he c a (l ck- ha e f e i a age e ). The ab e ledge a egi e ed i h he She he B a ch f Chi a Sec i ie De i a d Clea i g C ai Li i ed Oc be 11, 2022. The ledge e i d f he ha e i f ha da e il he ledge elea e egi ai i c leed i h he She he B a ch f Chi a Sec i ie De i a d Clea i g C ai Li i ed. The ha e ill be f e a d ca be a fe ed d i g he ledge e i d. O he e i a i da e f he ledged e cha e a aci , M . Li Weig i g ed a age e e i h Chi a I e a i al Ca i al C ai e e d he ledged e cha e a aci f 365 da .

(25) O Oc be 13, 2022, M . Li Weig c d ced a 547-da ck ledged e cha e a aci i h Chi a Gala Sec i ie C ., L d. f a f hi 1,500,000 ha e f he C a (l ck- ha e f e i a age e ). The ab e ledge a egi e ed i h he She he B a ch f Chi a Sec i ie De i a d Clea i g C ai Li i ed Oc be 13, 2022. The ledge e i d f he ha e i f ha da e il he ledge elea e egi ai i c leed i h





On the date of the ledger exchange agreement, Mr. Li Weigang agreed with CITIC Securities Co., Ltd. to exchange 365 shares. On the date of the ledger exchange agreement, Mr. Li Weigang agreed with CITIC Securities Co., Ltd. to exchange 366 shares.

(30) On October 24, 2022, Mr. Li Weigang pledged a total of 6,800,000 shares of the Company (including shares held by the Company) to GF Securities Co., Ltd. The abovementioned shares were pledged to the Shehe Branch of China Securities Depository and Clearing Co., Ltd. on October 24, 2022. The pledge is for the purpose of providing collateral for the Company's bank loan. The loan will be repaid in full before the end of the pledge period. On the date of the ledger exchange agreement, Mr. Li Weigang agreed with GF Securities Co., Ltd. to exchange 365 shares. On the date of the ledger exchange agreement, Mr. Li Weigang agreed with GF Securities Co., Ltd. to exchange 366 shares.

(31) On October 25, 2022, Mr. Li Weigang pledged a total of 99 shares to the China International Capital Co., Ltd. for a total of 2,070,000 shares of the Company (including shares held by the Company). The abovementioned shares were pledged to the Shehe Branch of China Securities Depository and Clearing Co., Ltd. on October 25, 2022. The pledge is for the purpose of providing collateral for the Company's bank loan. The loan will be repaid in full before the end of the pledge period. On the date of the ledger exchange agreement, Mr. Li Weigang agreed with China International Capital Co., Ltd. to exchange 364 shares.

(32) On October 27, 2022, Mr. Li Weigang pledged a total of 365 shares to the Guaijia Securities Co., Ltd. for a total of 500,000 shares of the Company (including shares held by the Company). The abovementioned shares were pledged to the Shehe Branch of China Securities Depository and Clearing Co., Ltd. on October 27, 2022. The pledge is for the purpose of providing collateral for the Company's bank loan. The loan will be repaid in full before the end of the pledge period. On the date of the ledger exchange agreement, Mr. Li Weigang agreed with Guaijia Securities Co., Ltd. to exchange 365 shares.

the change of the company's shareholding structure, Mr. Li Weiguo signed a agreement with Guangai Securities Co., Ltd. to pledge the company's shares for 362 days.

(33) On April 25, 2023, Mr. Li Weiguo signed a 357-day pledge agreement with Haai Securities (Shanghai) Asset Management Co., Ltd. for 17,000,000 shares (locked for 180 days). The pledged shares were held by China Securities Depository and Clearing Co., Ltd. on April 25, 2023. The pledged shares have not been used for any other purposes of China Securities Depository and Clearing Co., Ltd. The shares will be used as collateral for the pledged shares.

(34) On June 19, 2023, Mr. Li Weiguo signed a 333-day pledge agreement with Haig Securities Co., Ltd. for 1,160,000 shares (locked for 180 days). The pledged shares were held by China Securities Depository and Clearing Co., Ltd. on June 19, 2023. The pledged shares have not been used for any other purposes of China Securities Depository and Clearing Co., Ltd. The shares will be used as collateral for the pledged shares.

(35) On June 19, 2023, Mr. Li Weiguo signed a 366-day pledge agreement with Haig Securities Co., Ltd. for 43,990,000 shares (locked for 180 days). The pledged shares were held by China Securities Depository and Clearing Co., Ltd. on June 19, 2023. The pledged shares have not been used for any other purposes of China Securities Depository and Clearing Co., Ltd. The shares will be used as collateral for the pledged shares.

(36) On October 17, 2023, Mr. Li Weiguo signed a 345-day pledge agreement with Haai Securities (Shanghai) Asset Management Co., Ltd. for 12,030,000 shares (locked for 180 days). The pledged shares were held by China Securities Depository and Clearing Co., Ltd. on October 17, 2023. The pledged shares have not been used for any other purposes of China Securities Depository and Clearing Co., Ltd. The shares will be used as collateral for the pledged shares.

(37) On October 24, 2023, Mr. Li Weiguo signed a 365-day pledge agreement with Guangai Securities Co., Ltd. for 3,260,000 shares (locked for 180 days). The pledged shares were held by China Securities Depository and Clearing Co., Ltd. on October 24, 2023. The pledged shares have not been used for any other purposes of China Securities Depository and Clearing Co., Ltd. The shares will be used as collateral for the pledged shares.

(38) On November 14, 2023, Mr. Li Weiguo signed a 390-day pledge agreement with the company's shares.

the acquisition of CITIC Securities Co., Ltd. for 1,200,000 shares (the locked share age). The above ledger is recorded in the Shehe Baohua Chiya Securities Depository and Clearing Co., Ltd. Notice 14, 2023. The ledger is the shareholding ledger of the Shehe Baohua Chiya Securities Depository and Clearing Co., Ltd. The shareholding ledger is the ledger of the shareholding.

(39) On November 20, 2023, Mr. Li Weigang received a 144-day locked share acquisition of Chiya Gala Securities Co., Ltd. for 2,090,000 shares (the locked share age). The above ledger is recorded in the Shehe Baohua Chiya Securities Depository and Clearing Co., Ltd. Notice 20, 2023. The ledger is the shareholding ledger of the Shehe Baohua Chiya Securities Depository and Clearing Co., Ltd. The shareholding ledger is the ledger of the shareholding.

(40) On November 20, 2023, Mr. Li Weigang received a 144-day locked share acquisition of Chiya Gala Securities Co., Ltd. for 2,620,000 shares (the locked share age). The above ledger is recorded in the Shehe Baohua Chiya Securities Depository and Clearing Co., Ltd. Notice 20, 2023. The ledger is the shareholding ledger of the Shehe Baohua Chiya Securities Depository and Clearing Co., Ltd. The shareholding ledger is the ledger of the shareholding.

(41) On November 20, 2023, Mr. Li Weigang received a 144-day locked share acquisition of Chiya Gala Securities Co., Ltd. for 950,000 shares (the locked share age). The above ledger is recorded in the Shehe Baohua Chiya Securities Depository and Clearing Co., Ltd. Notice 20, 2023. The ledger is the shareholding ledger of the Shehe Baohua Chiya Securities Depository and Clearing Co., Ltd. The shareholding ledger is the ledger of the shareholding.

(42) On November 21, 2023, Mr. Li Weigang received a 136-day locked share acquisition of Chiya Industrial Capital Limited for 1,060,000 shares (the locked share age). The above ledger is recorded in the Shehe Baohua Chiya Securities Depository and Clearing Co., Ltd. Notice 21, 2023. The ledger is the shareholding ledger of the Shehe Baohua Chiya Securities Depository and Clearing Co., Ltd. The shareholding ledger is the ledger of the shareholding.

feadca be a fe d d i g he ledge e i d.

(43) On November 30, 2023, M. Li Weig e e e d i a 729-da ck ledge e cha e a aci i h Chi a Gala Sec i ie C ., L d. f a f hi 21,000,000 ha e f he c a ( ha e l cked f e i a age e ). The ab e ledge a egi e e d a he She he B a ch f Chi a Sec i ie De i a d Clea i g C a i Li i e d N e be 30, 2023. The ledge e i d f he ha e i f ha da e il he ledge elea e egi ai i c le e d i h he She he B a ch f Chi a Sec i ie De i a d Clea i g C a i Li i e d. The ha e ill be f e a d ca be a fe d d i g he ledge e i d.

(44) On December 5, 2023, M. Li Weig c d c e d a 57-da ck ledge e cha e a aci i h Chi a I e ai al Ca ial C a i Li i e d f a f hi 2,090,000 ha e f he c a ( ha e l cked f e i a age e ). The ab e ledge a egi e e d i h he She he B a ch f Chi a Sec i ie De i a d Clea i g C ., L d. Dece be 5, 2023. The ledge e i d f he ha e i f ha da e il he ledge elea e egi ai i c le e d i h he She he B a ch f Chi a Sec i ie De i a d Clea i g C ., L d. The ha e ill be f e a d ca be a fe d d i g he ledge e i d.

(45) On December 5, 2023, M. Li Weig c d c e d a 164-da ck ledge e cha e a aci i h Hai g Sec i ie C ., L d. f a f hi 1,000,000 ha e f he c a ( ha e l cked f e i a age e ). The ab e ledge a egi e e d i h he She he B a ch f Chi a Sec i ie De i a d Clea i g C ., L d. Dece be 5, 2023. The ledge e i d f he ha e i f ha da e il he ledge elea e egi ai i c le e d i h he She he B a ch f Chi a Sec i ie De i a d Clea i g C ., L d. The ha e ill be f e a d ca be a fe d d i g he ledge e i d.

(46) On December 6, 2023, M. Li Weig c d c e d a 368-da ck ledge e cha e a aci i h CITIC Sec i ie C ., L d. f a f hi 1,350,000 ha e f he c a ( ha e l cked f e i a age e ). The ab e ledge a egi e e d a he She he B a ch f Chi a Sec i ie De i a d Clea i g C ., L d. Dece be 6, 2023. The ledge e i d f he ha e i f ha da e il he ledge elea e egi ai i c le e d i h he She he B a ch f Chi a Sec i ie De i a d Clea i g C ., L d. The ha e ill be f e a d ca be a fe d d i g he ledge e i d.

(47) On December 6, 2023, M. Li Weig c d c e d a 121-da ck ledge e cha e a aci i h Chi a I e ai al Ca ial C a i Li i e d f a f hi 1,090,000 ha e f he c a ( ha e l cked f e i a age e ). The ab e ledge a egi e e d i h he She he B a ch f Chi a Sec i ie De i a d Clea i g C a i Li i e d Dece be 6,



2023. The ledger of the shareholding has been recorded in the ledger of the company. The shareholding of the company is recorded in the ledger of the company.

(48) On December 6, 2023, Mr. Li Weigang received a 196-share stock ledger of the company (locked for a period of 180 days). The share ledger was recorded in the shareholding ledger of the company on December 6, 2023. The ledger of the shareholding has been recorded in the shareholding ledger of the company.

(49) On December 7, 2023, Mr. Li Weigang received a 131-share stock ledger of the company (locked for a period of 180 days). The share ledger was recorded in the shareholding ledger of the company on December 7, 2023. The ledger of the shareholding has been recorded in the shareholding ledger of the company.

(50) On December 7, 2023, Mr. Li Weigang received a 127-share stock ledger of the company (locked for a period of 180 days). The share ledger was recorded in the shareholding ledger of the company on December 7, 2023. The ledger of the shareholding has been recorded in the shareholding ledger of the company.

(51) On December 7, 2023, Mr. Li Weigang received a 127-share stock ledger of the company (locked for a period of 180 days). The share ledger was recorded in the shareholding ledger of the company on December 7, 2023. The ledger of the shareholding has been recorded in the shareholding ledger of the company.





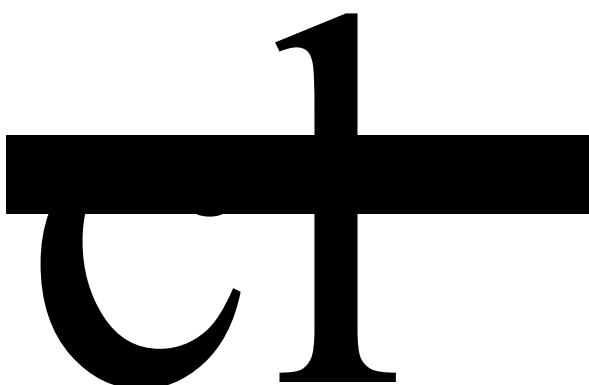
Beijing Oriental Yungong



Climate Balance

ce

Category





Of which: Related Parties Contractors Others	156,294,820.37	5.76%			156,294,820.37	383,179,400.20	11.02%			383,179,400.20
Other Receivable	1,810,728,878.54	66.67%	256,365,704.52	14.16%	1,554,363,174.02	2,177,770,391.01	62.61%	176,740,653.35	8.12%	2,001,029,737.66
Total	2,715,898,898.36	100.00%	479,401,855.03	17.65%	2,236,497,043.33	3,478,357,417.74	100.00%	385,453,815.87	11.08%	3,092,903,601.87

Single All-Party Bad Debt: 223,036,150.51

Unit: RMB

Name	Other Balance		Client Balance			
	Book Balance	Referred Bad Deb	Book Balance	Referred Bad Deb	Percentage	Remarks
Client 1	32,267,625.07	9,417,765.62	30,414,860.00	15,143,700.09	49.79%	The balance referred to the bank for settlement, and the related business is in progress.



Client 2	326,859,096.17	98,057,728.85	280,970,653.48	84,291,196.04	30.00%	Debt to equity ratio is 30.00%.
Client 3	387,635,929.78	40,830,889.43	318,194,456.52	81,336,715.46	25.56%	The debt to equity ratio is 25.56%.
Client 4	61,208,151.52	48,966,521.22	26,767,838.81	21,414,271.05	80.00%	Debt to equity ratio is 80.00%.



Client 5	31,381,271.67	1,304,245.55	12,475,255.07	1,002,296.94	8.03%	The overall performance exceeded the budget and was satisfactory, and the investment was significant.
Client 6			106,141.00	34,092.49	32.12%	Notified investment effect was satisfactory.
Client 7			32,029,663.30	3,878,598.36	12.11%	The overall performance exceeded the budget and was satisfactory, and the investment was significant.
Client 8			22,153,707.21	6,646,112.16	30.00%	Debt management effect was satisfactory, and the investment was significant.



Other	78,055,552.32	10,136,011.85	25,762,624.06	9,289,167.92	36.06%	Decrease in accounts receivable, decrease in other receivables
Total	917,407,626.53	208,713,162.52	748,875,199.45	223,036,150.51		

Change in Provisions for Bad Debts: 256,365,704.52

Unit: RMB

Name	Change in Balance		
	Book Balance	Reversal of Bad Debts	Percentage of All
Wholesale	1,098,064,529.86	37,993,032.98	3.46%
12ea	347,953,002.20	54,698,211.98	15.72%
23ea	217,042,128.25	69,713,931.66	32.12%
34ea	91,960,963.61	46,477,071.03	50.54%
45ea	33,598,029.96	25,373,232.21	75.52%
Abnormal	22,110,224.66	22,110,224.66	100.00%
Total	1,810,728,878.54	256,365,704.52	

Same as the change in the Provisions for Bad Debts:

If the reversal of provisions for bad debts is recorded, the general ledger will be

Account Name

All reversal of Bad Debts Debit Credit



Unit: RMB

Category	Original Balance	Change in the Period			Original Balance
		Net	Receivable	Other	
Non-current receivable	385,453,815.87	168,760,575.45	74,4		



Unit: RMB

Customer Name	Contract Balance of Accounts Receivable	Contract Balance of Accounts	Contract Balance of Accounts Receivable	Percentage of Contract Balance of Accounts Receivable	Contract Balance of Accounts Receivable
Client 1	442,283,422.44		442,283,422.44	16.28%	45,892,839.10
Client 2	318,194,456.52		318,194,456.52	11.72%	81,336,715.46
Client 3	280,970,653.48		280,970,653.48	10.35%	84,291,196.04
			97,779,309.07	3.60%	
Client 5	74,938,819.24		74,938,819.24	2.76%	2,592,883.15
Total	1,214,166,660.75		1,214,166,660.75	44.71%	214,113,633.75

Unit: RMB

Item	Contract Balance	Contract Balance
Item of Accounts Receivable	150,117,184.69	111,633,577.71
	1,100,000,000.00	1,806,384,843.30
Other Accounts Receivable	12,028,286,680.70	9,418,599,599.31
Total	13,278,403,865.39	11,336,618,020.32

Unit: RMB

Item	Contract Balance	Contract Balance
------	------------------	------------------



Unit: RMB

Balance	Digital Balance	Order Title	Real Order	Whether to add balance
				if needed



Cash	Non-current Assets	Other Assets	Other Receivables	Prepaid Expenses	Other Items
------	--------------------	--------------	-------------------	------------------	-------------

Other Receivables:

Other Items:

Unit: RMB

Item (Item)	Contract Balance	Other Balance
Identifiable	1,100,000,000.00	1,806,384,843.30
Total	1,100,000,000.00	1,806,384,843.30

Unit: RMB

Item (Item)	Contract Balance	Aggregating	Real Estate	Other Items
-------------	------------------	-------------	-------------	-------------

Available Non-liable

Unit: RMB

Category	Other Balance	Change in Equity				Contract Balance
		Accrual	Receivable	Other Receivables	Other	

Item for bad debt provision and other receivables:

Unit: RMB



C a a e	Rec e e e e	Rea f e e al	Rec e e h d	Ba i f de e i i g he i g i al i i a i f bad deb a d i a i ali
---------	-------------	--------------	-------------	--

Other items:

Unit: RMB

I e	Wie- ffA
-----	----------

Items that are identifiable intangible assets:

Unit: RMB

C a a e	Na e f Pa e	Wie- ffA	Rea f Wie- Off	F llfill e f Wie- ff P ced e	Whe he he a e i ge e a ed b ela ed- a a ac i
---------	----------------	----------	-------------------	------------------------------------	--

Intangible assets:

Other items:

Unit: RMB

Na e f a e	Cl i g B k bala ce	O e i g b k bala ce
Rela ed a ie i hi he c lida i c e	9,466,692,840.17	8,104,699,709.57
De i, ec i de i	901,108,105.64	1,300,365,744.40
C e acc	1,907,550,130.97	133,198,233.21
Pe ca h	11,519,509.24	7,173,095.60



Total	12,286,870,586.02	9,545,436,782.78
-------	-------------------	------------------

Unit: RMB

Age of Accounts Receivable	
----------------------------	--



Deb	Executed liability in the 12 months	Executed liability for the whole year (executed liability)	Executed liability for the whole year (executed liability)	
Balance at January 1, 2023	47,656,271.72	79,180,911.75		126,837,183.47
Balance at January 1, 2023 for the period				
--Tax fee payable	-405,000.00	405,000.00		
--Tax fee payable		-75,000,000.00	75,000,000.00	
The decrease in the period	89,807,477.10	4,771,147.25	45,000,000.00	139,578,624.35
Tax fee payable in the period	7,827,948.86			7,827,948.86
Write-off in the period	3,953.64			3,953.64
Balance at December 31, 2023	129,226,846.32	9,357,059.00	120,000,000.00	258,583,905.32

Balance at the beginning of the period

Change in balance during the period

Adjustable Non-adjustable

Withdrew from the Bad Debt provision

Unit: RMB

Type	Original Balance	Change during the period			Original Balance
		Actual	Change Balance	Write-off	



Beiji general Yuhong W

P



				Receivable	
Client 1	Accounts Receivable	1,650,000,000.00	1-2 years	13.43%	82,500,000.00
Client 2	Accounts Receivable	1,345,857,906.63	Within 5 years	10.95%	
Client 3	Accounts Receivable	1,099,482,452.91	Within 1 year	8.95%	
Client 4	Accounts Receivable	1,038,021,807.68	Within 2 years	8.45%	
Client 5	Accounts Receivable	840,540,726.60	Within 1 year	6.84%	
Total		5,973,902,893.82		48.62%	82,500,000.00

Unit: RMB

Other items:

Unit: RMB

Item	Client Balance			Other Balance		
	Book Balance	Impairment Reserve	Book Value	Book Balance	Impairment Reserve	Book Value
Investment Subsidiary	6,045,205,948.66		6,045,205,948.66	5,262,151,202.85		5,262,151,202.85
Investment in Associates and Joint Ventures	52,230,364.12		52,230,364.12	52,250,702.17		52,250,702.17
Total	6,097,436,312.78		6,097,436,312.78	5,314,401,905.02		5,314,401,905.02

Unit: RMB



Entity	Original Balance (Book Value)	Original Balance (Fair Value)	Increase/Decrease in the Period				Original Balance (Book Value)	Original Balance (Fair Value)
			Additional	Reduction	Accumulated	Other		
Beijing Oriental Yuhong Wafer Engineering Co., LTD	84,637,764.13					- 11,623,728.44	73,014,035.69	
Xigadaifang Yuhong Technology Co., LTD	863,307.25		2,500,000.00			- 109,876.77	3,253,430.48	
Liaoning Oriental Yuhong Technology Co., LTD	2,261,034.95					- 1,341,263.54	919,771.41	
Hebei Oriental Yuhong Building Material Technology Co., LTD	7,438,064.58					- 5,580,469.07	1,857,595.51	
Tianjin Oriental Yuhong Wafer Engineering Co., LTD	63,732,082.95					- 2,573,674.58	61,158,408.37	



g C ., LTD								
Tia ji O ie al Y h g Ne Ma e ial Tech l g C ., LTD	153,773.16						153,773.16	
Tia ji H g hi Ne Ma e ial C ., LTD	10,667,915 .18					- 387,886.80	10,280,028 .38	
Zh gke Jia g E gi ee i g Tech l g C ., LTD	50,855,238 .15						50,855,238 .15	
S a le e (Beiji g) B ildi g Ma e ial Te i g C ., LTD	100,000.00		9,900,000. 00				10,000,000 .00	
Beiji g W h T a I a d E T ade C ., LTD	1,522,312. 51						1,522,312. 51	



Beijing Shidi Dian Oriental Yuhong Vacuum Skill Training School	5,000,000. 00						5,000,000. 00	
Beijing Oriental Yuhong Agriculture Technology Co., LTD	21,000,000 .00		8,473,246. 30				29,473,246 .30	
Zhejiang Oriental Yuhong Technology Development Co., LTD	128,000,00 0.00			128,000,00 0.00				
Shanghai Wenai Nan Material Co., LTD	10,901,727 .61			6,122,000. 00		- 4,779,727. 61		
Shanghai Oriental Yuhong Waste Treatment Technology Co., LTD	380,983,04 1.82					- 38,068,928 .66	342,914,11 3.16	





Hai a O ie al Y h g B ildi g Ma e ial Tech l g C ., LTD	30,825,818 .81					- 493,555.71	30,332,263 .10	
G a gd gO ie al Y h g B ildi g Ma e ial Tech l g C ., LTD	100,746,08 4.58					- 796,330.58	99,949,754 .00	
O ie al Y h g Ci il B ildi g Ma e ial C ., LTD	112,764,12 7.99					- 26,302,006 .37	86,462,121 .62	
H g K g O ie al Y h g I e e C . LTD	1,075,380, 759.90		145,652,40 0.00			- 15,257,883 .25	1,205,775, 276.65	
F da E e g Sa i g Tech l g C ., LTD	100,000,00 0.00						100,000,00 0.00	
W i ha E e g Sa i g G C ., LTD	130,450,55 4.81					- 8,685,500. 97	121,765,05 3.84	



Oie al Y h g B ildi g Re ai Tech l g C ., LTD	59,329,842 .10					- 5,473,553. 74	53,856,288 .36	
Oie al Y h g Sa d P de Tech l g G C ., L d.	98,503,253 .93		214,358,23 9.72			- 2,962,220. 76	309,899,27 2.89	
Tia di gfe g H ldi g Li i ed	120,985,81 1.01		60,000,000 .00			- 3,187,123. 34	177,798,68 7.67	
Beiji g H g Kie Ma e ial S l Chai Ma age e C ., LTD	100,284,76 5.10					- 161,619.50	100,123,14 5.60	
Y e a g Oie al Y h g Wa e f Tech l g C ., LTD	104,000,06 5.49					- 1,675,631. 41	102,324,43 4.08	
Na g Ji i a fil Ma e ial C ., LTD	79,143,569 .14					- 365,260.07	78,778,309 .07	



Ta g ha O ie al Y h g Wa e f Tech l g C ., LTD	156,521,15 4.51					- 1,877,223. 14	154,643,93 1.37	
Xia a g O ie al Y h g B ildi g Ma e ial C ., LTD	84,174,681 .64					- 908,222.45	83,266,459 .19	
W h O ie al Y h g B ildi g Ma e ial C ., LTD	53,077,955 .80					- 854,221.19	52,223,734 .61	
Ha g h O ie al Y h g B ildi g Ma e ial C ., LTD	102,572,14 7.51					- 1,363,700. 80	101,208,44 6.71	
Qi g da O ie al Y h g B ildi g Ma e ial C ., LTD	52,570,122 .13					- 1,181,622. 42	51,388,499 .71	
He a O ie al Y h g B ildi g Ma e ial C ., LTD	53,212,185 .32					- 1,078,156. 00	52,134,029 .32	



Ji h O ie al Y h g B ildi g Ma e ial C ., LTD	155,998,15 1.95					- 1,153,688. 19	154,844,46 3.76	
Ji g e O ie al Y h g B ildi g Ma e ial C ., LTD	53,109,029 .31					- 1,254,203. 06	51,854,826 .25	
H i h O ie al Y h g B ildi g Ma e ial C ., LTD	104,719,39 5.73					- 980,681.84	103,738,71 3.89	
Zhejia g O ie al Y h g B ildi g Ma e ial Tech l g C ., LTD	9,026,578. 61					- 2,301,872. 48	6,724,706. 13	
K i g Fe g i g Wa e f Ma e ial C ., LTD	148,513,36 1.79					- 3,864,628. 37	144,648,73 3.42	
X h W i ha e Wa e f Ma e ial C ., LTD	94,414,624 .27					- 1,537,863. 60	92,876,760 .67	



Qingdao Yuhong Shandong Technology Co., Ltd.	519,795.90					179,115.09	-	340,680.81
Zhejiang Oriental Yuhong Shandong Technology Co., Ltd.	6,000,000.00							6,000,000.00
Jilin Oriental Yuhong Building Materials Technology Co., LTD			1,000.00					1,000.00
Chongqing Oriental Yuhong Building Materials Technology Co., LTD	2,156,146.33					896,480.44	-	1,259,665.89
Oriental Yuhong Tiles Refractory Co., LTD	30,000,000.00							30,000,000.00



O ie al Y h g B ildi g Ma e ial C ., LTD	777,978.27		50,000,000 .00			- 441,544.47	50,336,433 .80	
G i h O ie al Y h g B ildi g Ma e ial Tech l g C ., LTD	1,500,000. 00						1,500,000. 00	
Ji hi Na Fil (Sha ghai) Tech l g C ., LTD	3,000,000. 00		19,000,000 .00				22,000,000 .00	
G i h O ie al Y h g B ildi g Ma e ial C ., LTD	17,390,699 .10						17,390,699 .10	
Hai a l S i h Tech l g C ., LTD	500,000.00						500,000.00	
H g hi (Jia g ) Ne Ma e ial Tech l g C ., LTD	139,199,99 0.40		127,000,00 0.00				266,199,99 0.40	



Shanghai Oriental Yuhang Construction R&D Co., Ltd.	1,159,905.10		460,000.00			-274,564.78	1,345,340.32	
Guangzhou Biding Material Technology Co., Ltd.	50,000,000.00						50,000,000.00	
Tianjin Henge Technology Co., Ltd.			5,000,000.00				5,000,000.00	
Henghe (Beijing) New Energy Technology Co., Ltd.	2,730,000.00		28,270,000.00				31,000,000.00	
Oriental Yuhang Pipe Technology Co., Ltd.	10,300,000.00		40,000,000.00				50,300,000.00	
Chengde Oriental Yuhang Biding Material Technology Co., Ltd.	35,010,000.00		14,990,000.00				50,000,000.00	



Wuhan Oriental Yuhong Keji Biding Material Co., LTD	225,000,000.00						225,000,000.00	
Yangzhou Oriental Neomaterial Co., LTD	6,630,000.00		43,370,000.00				50,000,000.00	
Hongji Industrial Co., LTD	50,000,000.00						50,000,000.00	
Fujian Oriental Biding Material Technology Co., LTD	450,000.00						450,000.00	
Nanhai Oriental Waerf Material Co., LTD	50,100,000.00					-100,000.00	50,000,000.00	
Fujian Oriental Biding Material Co., LTD	27,000,000.00		450,000.00				27,450,000.00	



H Beijing Yuhong Xigfa Ne Ma e ial C ., LTD	28,800,000.00		3,188,899.84				31,988,899.84	
Na ji g H g ha C c i De el e C ., LTD	35,000,000.00						35,000,000.00	
Jia g O ie al Y h g I e e C ., LTD	50,000,000.00						50,000,000.00	
H g i E e i e Se ice Li i ed	41,431.94					-32,323.90	9,108.04	
O ie al Y h g (A e ica) De el e L d.	11,260,317.60		66,598,280.00				77,858,597.60	
Sich a B ildi g Ma e ial			194,639,800.00			34,271,217.93	228,911,017.93	
Ni g ia A chi ec al De ig a d Re ea ch I i e C ., LTD	215,694,000.00						215,694,000.00	



Xinhong Oriental Yuhong New Material Co., LTD			50,000,000.00				50,000,000.00	
Long Iland Oriental Yuhong Waerf Technology Co., LTD			100,000.00				100,000.00	
Canghai Oriental Yuhong Construction Technology Co., LTD			50,000.00				50,000.00	
Beijing Tian Bea Banc Technology Co., LTD	10,816,078.60					10,816,078.60	-	
Chongqing Oriental Yuhong Said Pude Technology Co., Ltd.	123,339.75					123,339.75	-	
<b>Total</b>	5,262,151,202.85		1,084,001,865.86	134,122,000.00		166,825,120.05	-	6,045,205,948.66





<p>F ha Jia O ie al Y h g B ildi g Ma e i al Tech l g C ., L d.</p>	<p>14,841 ,586.1 9</p>				<p>924,64 4.13</p>						<p>15,766 ,230.3 2</p>	
<p>Yicha g Che g fa O ie al Y h g B ildi g Ma e i al Tech l g C ., LTD</p>			<p>980,00 0.00</p>		<p>531.34</p>						<p>980,53 1.34</p>	






Realize the difference between the first and second half of the year in the overall performance of the company.

Unit: RMB

Item	Actual in the first half of the year	Actual in the second half of the year
Main	Revenue	Revenue





I e		I a a e e	Na e f he g d he c a i e a fe	I ( )he he ai e ible e ?	A h P D O B E he c a ha a e e e c e d be ef ded c e	T e f ali a a ce ided b he c a a d ela ed bliga i
-----	--	--------------	---	-----------------------------------	--	---

O he i c i :

I f ai T a aci P ice f he Re ai i g All ca ed Obliga i :

B he e d f hi e i g e id, he i c e c e di g he bliga i f lfilled, hich  
i cl de c ac ig ed, f lfilled a iall f lfilled bliga i , i RMB 0.00. A g  
he , RMB i e e c e d c fi e e ef he ea , RMB i e e c e d c fi e e ef  
he ea , RMB i e e c e d c fi f he ea .

Maj c ac cha ge aj a aci ice adj e

U



Interest payable	572,897.66	
Deferred Income Taxes	149,356.03	
Interest Receivable		-15,818,875.90
Other Non-current Financial Assets	-45,271,522.89	8,535,499.59
Total	1,091,002,374.05	1,825,479,477.99

Available Non-Available

Unit: RMB

Prepaid Lease	-9,050,594.86	
Government grants receivable (excluding government grants received on a deferred basis)	198,403,539.07	



<p>Additional effects of hedging          liabilities related to          derivatives, financial          assets and liabilities          available for sale</p>	-10,930,453.26	
<p>Changes in fair value          of derivatives</p>	200,432,770.60	
<p>Realized gains and          losses</p>	161,524,064.23	
<p>Realized gains and          losses</p>	5,645,778.81	
<p>Impact of exchange          rate</p>	100,611,307.04	
<p>Impact of exchange          rate</p>	12,806,724.71	
<p>Total</p>	432,607,072.84	--

Derivatives financial liabilities are defined as follows:

Available for sale

The Company has specific circumstances for derivatives financial liabilities defined as follows.

Derivatives financial liabilities are defined as follows:

Available for sale

Available for sale



Profitable Return	Weighted Average Return	Earnings Per Share	
		Basic Earnings Per Share (RMB/ share)	Basic Earnings Per Share (RMB/ share)
Net Profit Available to Ordinary Shareholders	8.24%	0.91	0.90
Net Profit Available to Ordinary Shareholders After Deducting Non-Recycling Gains and Losses	6.47%	0.72	0.71

Attributable to Non-controlling

Attributable to Non-controlling